

WONDERFUL HEALTHCARE SOLUTIONS



FRANKE WATER SYSTEMS

World leader in supplying
healthcare solutions

“Franke’s brand promise is to ‘Make It Wonderful’, whether you are a business partner or an end user”

Over 230 years of experience

Franke has been specialising in products for commercial washrooms for over 230 years and Dart Valley Systems are a market leader in the field of water saving products and automatic washroom solutions, supplying products into the healthcare market for over 35 years. Together Franke and DVS provide one wonderful solution to specialist applications.

Selection of the correct products has been shown to increase hand washing compliance and reduce cross-contamination. With this in mind, Franke Water Systems offer a comprehensive range of HTM & HBN compliant products. Franke Water Systems healthcare range achieves extremely high standards of quality, reliability and value for money.



Contents

Accreditations	4
Aquaritherm™ taps	6
EZ Spouts™	8
Medi-spout™	10
Aquarius taps	12
Thermal disinfection valve	14
DVS Neptune	16
Disposal units	18
Janitorial and disposal units	20
Stainless steel clinical sinks	22
VariusMed clinical sinks	24
Non-clinical sinks	26
Laboratory sinks	28
Stainless steel scrub up troughs	30
VariusMed scrub up troughs	32
Flush valves and cisterns	34
Accessible packs	36
Shower panels	38
Antimicrobial showerheads	40
Washroom controls	42



CE MARKING is applied to products to indicate conformity to the current regulations. Certifications can be found on our websites.

BREEAM Franke can assist specifiers in achieving BREEAM points for projects with a range of water and energy efficient products.

UNIFIED WATER LABEL Part of the BMA, the water efficient product label focuses on specific water saving products that are particularly water efficient.



NSF TMV3
TMV3 scheme ensures that products are suitable for healthcare environments and provide a safe water supply.



WRAS promote, encourage and enforce the prevention of waste, undue consumption, misuse, or contamination of water.

HOLDERS OF ISO9001 globally recognised rigorous set of standards for quality management.

HOLDERS OF ISO14001 globally recognised rigorous set of standards for environmental management

ACCREDITED CONTRACTOR CHAS The Contractors Health and Safety Assessment Scheme improves health and safety standards across the UK.

SAFE CONTRACTOR APPROVED
SafeContractor delivers a tailored health and safety accreditation.

CONSTRUCTIONONLINE Help buyers to simplify and speed up their search, improving resource and cost efficiency through the validation of purchasing decisions. Based on suppliers completion of multiple document working to the PAS 91 criteria.

RIBA CPD We offer a choice of RIBA approved CPD interactive seminars – a must for anyone specifying washrooms for commercial projects.

BMA The Bathroom Manufacturers association acts as an information highway between Industry Government and the consumer on all issues that affect the bathroom business in the UK.

WELS Australian Standards relating to product quality, including health and safety efficiency.



IHEEM
Institute of Healthcare Engineering & Estate Management is the UK's largest specialist Institute for the Healthcare Estates sector.




NBS PLUS & NATIONAL BIM LIBRARY A library of building products, with over 200 products listed and a number of corresponding BIM models for both Franke and Dart Valley branded ranges.



WATER TECHNOLOGY LIST (WTL) WTL provides details of products that qualify for the enhanced capital allowance scheme, both Franke and Dart Valley branded ranges are listed in the database.

AQUARITHERM™ TAPS

Unique isolation feature for easier servicing



Easy maintenance with the unique isolation feature

The unique isolation feature allows the tap to be removed for servicing or exchange without the need to isolate the water or remove any panels. This feature reduces any down time during servicing or disinfection, with easy to access filters these can be removed replaced or cleaned in a matter of seconds.



AQUARITHERM™ MANUAL TAP

AquariTherm™ manual healthcare compliant tap with lever operation and antimicrobial outlet. Two service kits available.

MT04-001 208.0606.551



AQUARITHERM™ NON-TOUCH TAP

AquariTherm™ non-touch healthcare compliant tap. Complete with antimicrobial outlet, the AC02-017 sensor and mains kits. Two service kits available.


AT04-002 208.0606.552

AQUARITHERM™ TAPS

Designed with healthcare environments in mind, the AquariTherm™ range combines simple isolation, infection control features and an internal TMV3. Quick and easy servicing and pleasing aesthetics, meets the needs of healthcare professionals and technical support staff alike.

The unique isolation feature allows the tap to be removed for servicing or exchange without the need to isolate the water or remove any panels. This feature reduces downtime during servicing or disinfection. The easy to access filters can be removed, replaced or cleaned in a matter of seconds.

As well as unique servicing features, the AquariTherm™ tap is designed with no sharp corners allowing for easy cleaning and an antimicrobial outlet with Biomaster silver ion technology. The sensor on the AquariTherm™ non-touch tap is fully programmable through the DVS hand-held programmer, with various settings for different applications. It is also bi-directional allowing data to be viewed or downloaded.



*Only applies to AT04-002

EZ SPOUT™ TAPS

316 Stainless steel removable spouts providing superior hygiene



Removable spout

The EZ spout can be removed quickly and easily to enable servicing or autoclaving. The spout can be exchanged with another DVS EZ spout to ensure the station remains fully operational at all times.



EZ-HC HEALTHCARE SPOUT

EZ-HC 90° and 60° spouts, are manufactured from grade 316 stainless steel and have a smooth open bore with no outlet.

AT07-101 208.0597.256 90° spout angle

AT07-104 208.0606.370 60° spout angle



EZ TAP SPOUT

EZ 90 and 60 spouts have a standard 5 LPM outlet (other flow rates available) and are compatible with point of use filters (adaptor required).

AT07-102 208.0606.371 90° spout angle

AT07-103 208.0606.372 60° spout angle

EZ-HC HEALTHCARE SPOUTS AND SENSORS

The EZ spouts have been designed to be easily removed for sterilisation if and when required. Manufactured in 316 stainless steel, the spouts are extremely robust and durable.

This range of spouts have a non-touch operation, meaning that there is a reduced risk of cross contamination. The water flow is controlled via an infrared sensor mounted directly under the spout or to one side for automatic operation.

The sensor is fully programmable through the DVS hand-held programmer, with various settings for different applications. It is also bi-directional allowing data to be viewed or downloaded.



316 stainless steel

Non-touch operation

Fully programmable

Statistical data

Easily removable

MEDI-SPOUT™

Antimicrobial removable spouts in easily identifiable maintenance colours



Medi-spouts are moulded in antimicrobial ABS with added Biomaster silver ion technology. This provides long-term defence against harmful bacteria and helps to prevent the growth of waterborne biofilms that can be easily spread. Biomaster guarantees fast, effective antimicrobial protection for the effective lifetime of the products.



MEDI-SPOUT™ 90° 1 YEAR PACK

Comes with spigot assembly and 4 easily changeable push fit spouts.

AT07-140 208.0606.373



MEDI-SPOUT 90° WHITE FINISH – SPOUT ONLY

White replaceable spout for use with the push-fit connections.

AT07-105 208.0606.374



PUSH FIT

The push-fit connection and secure mounting spigot ensures quick and easy replacement of all Medi Spouts™ for efficient, disruption-free servicing and replacement. Once the spout body is pushed on to the spigot, a concealed grub screw is fitted for security.

MEDI-SPOUT™

The Medi-Spout™ range has been designed to meet the high standard of hand wash hygiene demanded by hospitals. The four colours of the Medi-Spout™ packs enables maintenance teams to easily identify if the spout has been changed in-line with a quarterly replacement regime. This range of spouts have a non-touch operation, meaning that there is a reduced risk of cross contamination. The water flow is controlled via an infrared sensor mounted directly under the spout or to one side for automatic operation.

The sensor is fully programmable through the DVS hand-held programmer, with various settings for different applications. It is also bi-directional allowing data to be viewed or downloaded.




Push fit connection Quarterly cleaning regime Antimicrobial material Compatible with programmer Fully recyclable

AQUARIUS TAPS

Programmable clinical taps with purge facility

Aquarius clinical taps

The Aquarius range is manufactured from grade 316 stainless steel making them extremely robust and durable. The non-touch operated taps are designed with an antimicrobial outlet and can be programmed using the hand-held programmer with various settings including anti-vandal and lock out functions. The tap features a built in purge facility and is designed with a chlorination option for new installations or where flushing is required. An additional TMV is required (sold separately).



5 litres per min. flow rate 316 stainless steel Robust material Antimicrobial outlet Integrated sensors Compatible with programmer



AQUARIUS WM SURGEONS SCRUB UP TAP

Aquarius wall mounted straight surgeon scrub up tap with extended run time and pex hoses.

AT02-052	208.0606.378	150mm
AT02-053	208.0606.379	200mm
AT02-054	208.0606.376	250mm



AQUARIUS WM TAP WITH COPPER TAILS

Aquarius wall mounted straight tap with copper tails.

AT02-002	208.0612.317	150mm
AT02-012	208.0612.319	200mm
AT02-022	208.0612.320	250mm



AQUARIUS WM TAP POU FILTER COMPATIBLE

Aquarius wall mounted straight tap with pex hoses. Compatible with point of use filters (sold separately).

AT02-004	208.0606.391	150mm
AT02-014	208.0606.392	200mm
AT02-024	208.0606.375	250mm



AQUARIUS DM A45 TAP WITH COPPER TAILS

Aquarius deck mounted 45° tap with copper tails.

AT03-012	208.0597.160
-----------------	--------------



Point of use filter

These fully recyclable and disposable filters (sold separately) act as a barrier against waterborne contaminants including Legionella and Pseudomonas in the event of contamination. Point of use filters provide filtered water suitable for washing, superficial wound cleansing, cleaning of equipment used in medical procedures and washing of surgeon's hands for up to 31 days.

THERMAL DISINFECTION VALVE

Prevents biofilm reducing the risk of water-borne pathogens*

Thermal disinfection valve (TDV)

The DVS thermal disinfection valve has been designed to prevent biofilm, reducing the risk of water-borne pathogens by allowing thermal disinfection from the TMV through to the outlet (1 x TDV is required per TMV). The valve is suitable for taps, showerheads and other washroom equipment fitted with a TMV.

Thermal disinfection is enabled manually via a hex socket key with quarter turn operation. The integral non-return valves prevent a backflow of water ensuring excellent levels of hygiene. Manufactured from DZR brass which is highly resistant to corrosion and is compatible with 22mm or 15mm pipework (3 x 15mm reducers required).

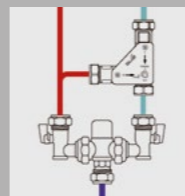

Features

- Reduces risk of water-borne pathogens
- Simple, single quarter turn operation
- Integral non-return valves to prevent backflow
- Corrosion resistant DZR brass body
- Suitable for 22mm and 15mm pipework
- Compliant with water regulations and by-laws
- WRAS approved

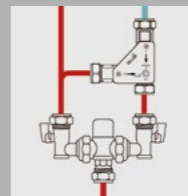
AC17-080 208.0606.554



Reduces risk of pathogens Compliant with regulations Robust material Easy system maintenance



Normal operation
The valve allows water to flow through the TMV as normal providing safe pre-mixed water.



Thermal disinfection operation
The valve allows hot water to bypass through cold side pipework and flow through the TMV to the outlet.

*If installed and maintained to the manufactures instructions

DVS NEPTUNE

A unique water management system

Neptune

The identification, monitoring and management of assets is key to water safety. Neptune is an efficient risk management tool, which continually monitors the temperature of a water system, profiling and providing superior risk management.

LPWAN devices constantly monitor the temperature of a water system, profiling and providing data to the central management system which alerts of any potential risks. The devices are easily installed onto pipework and the software is intuitive and designed for easy in-house monitoring.

Functionality

The unique Neptune system has several features and functionalities in order to ensure the best water management and safety. The upload functionality has the capability to upload building schematics, asset locations and documents such as invoices and manuals.


Features

- Data encrypted at rest
- Data stored separately per organisation
- Multi-data centre deployment
- Integration via API and message feeds
- Software designed for desktop, tablet and mobile
- Risk score helps de-skill data interpretation
- Agnostic device can utilise LoRA and Sigfox
- Antimicrobial silver ionised hardware
- Easy installation



Last reading

Aids risk management with continuous monitoring of water temperatures.



Alerts

Configurable alerts which automatically identifies potential risks in the system.

DISPOSAL UNITS

Robust hospital disposal units with integrated utility sink



DUHS DISPOSAL UNITS - DUCT MOUNTED CISTERNS

DUHS hospital disposal unit with sink and drainer, without tap holes or overflow, for duct mounted cisterns (also available with tap holes).

G22018L 207.0000.065 Left hand drainer

G22018R 207.0000.067 Right hand drainer



DUHS DISPOSAL UNITS - SURFACE MOUNTED CISTERNS

DUHS hospital disposal unit with sink and drainer, without tap holes or overflow, for surface mounted cisterns (also available with tap holes).

G22027L 207.0000.071 Left hand drainer

G22027R 207.0000.073 Right hand drainer

DISPOSAL UNITS

Franke DUH hospital disposal units are manufactured from robust 1.2mm thick stainless steel with a satin polish finish. The top is turned down on all four edges to prevent water from dripping, keeping hygiene to a maximum. The sluice hopper is fitted with a 110mm diameter outlet for a P or S trap (sold separately).

The unit is designed for use with a cistern or tank water supply. DVS branded concealed cisterns and flush valves, and the Franke branded stainless steel exposed cistern are available. Mounted on either stainless steel cantilever brackets or front leg supports (sold separately) with adjustable feet, to give a working height of 900mm. Manufactured in accordance with HBN 00-10, Part C guidance.



304 stainless steel



HBN 00-10, Part C



Robust material



Easy to clean

JANITORIAL AND DISPOSAL UNITS

Easy to install janitorial solutions



FLOOR STANDING HEALTHCARE COMPLIANT JANITORIAL UNIT

All-in-one janitorial unit with bucket sink and swivel neck tap.

G20055N 207.0000.059



WALL MOUNTED DISPOSAL UNIT

Incorporates a sluce hopper with a back inlet, suitable for wall mounting.

G22041N 207.0000.075 for duct mounted cisterns

G22043N 207.0000.076 for surface mounted cisterns




FLOOR MOUNTED DUG UNIT

Incorporates a sluce and hopper which is suitable for duct mounted services.

G22020N 207.0000.103

FRANKE JANITORIAL UNIT

The all-in-one janitorial unit is quick and easy to install with free standing legs or wall mounting using a joggle strip. Manufactured from robust 1.2mm thick stainless steel with a lower bowl of 0.9mm thick. The WRAS approved lever operated monobloc mixer has a swivel neck for use in either the sink or to fill a bucket. Ideal for hospital use with copper tails, the unit is complete with 32mm flush grated waste (top wash bowl) and 38mm domed waste (lower bowl). Manufactured in accordance with HBN 00-10, Part C guidance.

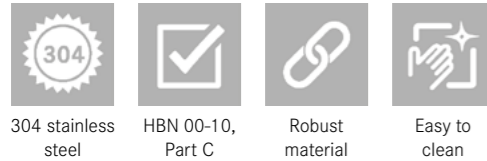


CLINICAL SINKS

Durable stainless steel clinical sinks

Clinical sinks

Franke clinical sinks are manufactured from robust 1.2mm thick stainless steel with a satin polish finish. The turned down edges prevent water from dripping onto the floor and walls, keeping hygiene to a maximum. The bowl is prepared for a 38mm waste outlet and the sink top can either be mounted on wall brackets or front leg supports (sold separately). Manufactured in accordance with HBN 00-10, Part C guidance.



304 stainless steel

HBN 00-10, Part C

Robust material

Easy to clean



STA 1200MM GENERAL PURPOSE SINK

STA single bowl, single drainer sit on sink without tap holes or overflow.

G22006L	215.0000.018	left hand drainer
G22006R	215.0000.020	right hand drainer



STB 1800MM GENERAL PURPOSE SINK

STB single bowl, double drainer sit on sink without tap holes or overflow.

G22008D	215.0000.022	
----------------	--------------	--



STC 1800MM GENERAL PURPOSE SINK

STC double bowl, single drainer sit on sink without tap holes or overflow.

G22010L	215.0000.023	left hand drainer
G22010R	215.0000.024	right hand drainer



CANTILEVER BRACKETS

Stainless steel cantilever brackets for clinical sinks (leg supports also available).

G26523L	215.0000.047	left bracket
G26523R	215.0000.049	right bracket



CLINICAL SINKS

VariusMed Gel coated solid surface clinical sink

VariusMed composite basins

Made from Miranit granite composite, with an alpine white gelcoat finish, the Franke VariusMed solid surface basins provide a clean and hygienic solution for sanitary rooms in healthcare environments.

The pore-free, smooth gelcoat surface, is dirt-repellent and easy to clean. The material is highly resistant to impact and abrasion, with stability towards changes in water temperature and resistance to chemical stresses*. A front splash-guard edge across the entire width of the multi-purpose basin prevents water from dripping onto the floor, therefore keeping hygiene to a maximum.

Completely customise your design to fit the project specification. Specify number of seamlessly moulded bowls (3 maximum), length, bowl distance and splash guard edge in order to suit any installation.

Features

- Smooth, pore-free and high-gloss gelcoat surface
- Temperature resistant up to 80°C
- Cast in a single mould without any seams or joints
- A fracture-resistant compound made of natural minerals
- Customisable and bespoke options available

ANMW0033 203.0590.634 1 bowl

ANMW0034 203.0590.635 2 bowls

ANMW0035 203.0590.636 3 bowls



Excellent hygiene



Stain proof material



Resistant up to 80°C



Robust material



Miranit composite material

Easy to clean, hygienic material which is resistant to temperatures up to 80°C with a non-porous high-gloss gelcoat surface. Cast in a single mould without any seams or joints this fracture-resistant compound is made of natural minerals and unsaturated polyester resin.

*Material testing document available

NON-CLINICAL SINKS

Stainless steel domestic service sinks



SK1 SINGLE BOWL

Wall mounted single bowl non-clinical sink with wet area recess, tap holes and without an overflow. Brackets and waste sold separately.

G22002N 215.0000.015 without tap holes

G22002NT 215.0000.016 with tap holes



SK2 DOUBLE BOWL

Wall mounted double bowl non-clinical sink with wet area recess. Tap hole version available on request. Brackets and waste sold separately.

G22004N 215.0000.017 without tap holes



PLASTER SINK

Incorporates a plaster catcher sump with a removable stainless steel basket to prevent loose plaster from entering the waste and causing a blockage.

G22000LN 207.0584.433 left hand drainer

G22000RN 207.0583.924 right hand drainer

NON-CLINICAL SINKS

The Franke range of non-clinical sinks are ideal for general use within cleaners rooms and kitchens. This range is manufactured from 1.2mm thick durable stainless steel with satin finish bowls. Plaster sink bowls are designed with robust 1.5mm thick stainless steel material. This range of sinks have been Manufactured in accordance with HBN 00-10, Part C guidance.



Long lever tap

Lever operated pillar taps with 6" long levers.

F1074N 208.0574.187



Lever operated mixer

Lever operated mixer tap with 6" long levers.

F1075N 208.0576.821



304 stainless steel



HBN 00-10, Part C



Robust material



Easy to clean

LABORATORY SINKS

316 stainless steel laboratory sinks



Health Building Note

Franke Water Systems laboratory sinks have been manufactured in accordance with the Health Building Note guidance (HBN 00-10, Part C: Sanitary assemblies). The guidance outlines the policy and performance requirements for sanitary assemblies used in healthcare facilities.



LABORATORY SINK WITH TAP HOLES

Designed with two tap holes at 200mm centres and no overflow. This sink has all four sides incorporating a rimmed edge profile, suitable for inseting into a standard sized worktop. The bowl is prepared for a 38mm vulcathene waste (sold separately).

B50085LT2 207.0598.262 left hand drainer

B50085RT2 207.0598.263 right hand drainer



LABORATORY SINK WITHOUT TAP HOLES

Designed with no tap holes or overflow. This sink has all four sides incorporating a rimmed edge profile, suitable for inseting into a standard sized worktop. The bowl is prepared for a 38mm vulcathene waste (sold separately).

B50085L 207.0000.033 left hand drainer

B50085R 207.0000.035 right hand drainer

LABORATORY SINKS

Franke Water Systems 316 laboratory sinks have been designed to provide the highest quality solution in healthcare and laboratory environments.

Stainless steel is not only resistant to moisture and most acids, but it also stands out due to its hardness, high tolerance to hot and cold temperatures and hygienic characteristics. Dirt and oil can easily be washed from the smooth, pore-free surface without the need for harsh cleaning products making it the ideal choice for hospitals.



316 stainless steel



HBN 00-10, Part C



Robust material



Easy to clean

SCRUB-UP TROUGHS

Stainless steel scrub-up troughs



EZ spouts

The EZ spout can be removed quickly and easily to enable servicing, autoclaving. The spout can be exchanged with another DVS EZ spout to ensure that the station remains fully operational at all times.



SU H1 TWO PERSON SCRUB UP TROUGH

Stainless steel scrub up trough 800 x 400mm.

G22029LN 215.0584.434 Left hand outlet

G22029RN 215.0580.443 Right hand outlet



SU H2 THREE PERSON SCRUB UP TROUGH

Stainless steel scrub up trough 1600 x 400mm.

G22030LN 215.0584.435 Left hand outlet

G22030RN 215.0584.436 Right hand outlet



SU H3 FOUR PERSON SCRUB UP TROUGH

Stainless steel scrub up trough 2400 x 400mm.

G22031LN 215.0584.437 Left hand outlet

G22031RN 215.0584.436 Right hand outlet

STAINLESS STEEL SCRUB UP TROUGHS

Scrub up troughs are an essential piece of hospital equipment to enable one or more surgeon or nurse to scrub their hands and forearms.

The Franke range of scrub up troughs have been designed to meet the requirements in healthcare facilities with left or right hand waste options and sloping edges to prevent water spillage. Manufactured from robust 1.5mm stainless steel for added durability. This range was specifically designed in accordance with the stringent HBN 00-10, part C documentation.



304 stainless steel



HBN 00-10, Part C



Robust material



Easy to clean

SCRUB UP TROUGH

Miranit composite scrub up troughs

VariusMed composite scrub up troughs

Made from Miranit granite composite, the seamless modern design of the Franke VariusMed scrub up basins (SU) are suited to provide a clean and hygienic solution for healthcare environments.

VariusMed SU basins are flexible and hygienic. Manufactured from Miranit granite composite material with a non-porous antibacterial surface, making it the ideal choice for healthcare facilities including hospitals, surgeries and health clinics.

Designed with an ergonomic bowl shape, the VariusMed SU includes a large inside radii, with a rearward slant to prevent water from dripping off the basin on to other surfaces or the floor, therefore keeping hygiene to a maximum. Combine with the EZ spout and programmable sensors to provide a hygienic hand washing solution for surgeons and clinical staff.

Completely customise your design to fit the project specification. Specify the number of seamlessly moulded bowls (3 maximum), length, and bowl distribution in order to suit any installation.

Features

- Non-porous antibacterial surface
- Temperature resistant up to 80°C
- Cast in a single mould without any seams or joints
- A fracture-resistant compound made of natural minerals
- Customisable and bespoke options available

ANMW0030 203.0590.629 1 bowl

ANMW0031 203.0590.632 2 bowls

ANMW0032 203.0590.633 3 bowls



Excellent hygiene



Stain proof material



Resistant up to 80°C



Robust material



Miranit composite material


Easy to clean, hygienic material which is resistant to temperatures up to 80°C with a non-porous high-gloss gelcoat surface. Cast in a single mould without any seams or joints this fracture-resistant compound is made of natural minerals and unsaturated polyester resin.

FLUSH VALVES AND CISTERNS

Water saving programmable flushing

Flush valves

The DVS branded flush valves are an ideal choice for all high usage washrooms, providing reliable water saving benefits. The flush valve can be set to flush automatically or by wave operation which reduces the risk of cross-contamination. Both auto and wave options have dual flush capability although a single 4 litre flush is recommended. The flush valve has been designed to be compatible with most WC cisterns on the market therefore there is no need to change the existing plumbing as it can be retrofit to existing installations.



Non-touch sensor* Fully programmable* Adjustable settings Dual flush options Water cost saving up to 30%



WC FLUSHVALVE KIT WITH PROGRAMMABLE SENSOR

Low voltage WC flushvalve kit with programmable sensor.

WC03-013	209.0610.660	1 1/2" base
WC03-014	209.0611.269	2" base



WC FLUSHVALVE KIT WITH WAVE-ON SENSOR

Standard WC Flushvalve kit with wave-on sensor, complete with 3m cable.

WC03-002	209.0583.506	1 1/2" base
WC03-003	209.0611.270	2" base



CONCEALED CISTERN KIT

Kit includes WRAS approved side entry valve, flush pipe, back to pan connector, concealed cistern and blanking plug.

WC02-011	209.0610.921	1 1/2"
WC02-012	209.0610.922	2"



CONCEALED CISTERN KIT VERTICAL

Kit includes WRAS approved side entry valve, flush pipe, back to pan connector, concealed cistern and blanking plug.

WC02-013	209.0583.507	1 1/2"
WC02-014	209.0610.923	2"

*Programmable sensor options only



Water conservation

DVS branded flush controls typically save 30% of water usage and costs. The range has been designed with adjustable settings for optimum flush, purge, lock-outs and more. The DVS flush controls exceed the BREEAM 6 litre base level for water efficiency. The WRAS approved kits are optimised for water conservation operating as low as 4 litres per flush.

ACCESSIBLE PACKS

Franke Doc M sanitaryware and support rail pack

Doc M sanitaryware support packs

The modern less-abled washroom design should consider a number of different factors in order to be the most user-friendly and compliant, these include aesthetics, durability and the user's specific needs. Franke has designed a number of products with all these considerations in mind to provide a complete and practical solution. Franke provide a range of stainless steel and epoxy coated coloured grab rails to make the washroom experience as easy as possible for whoever the user may be.

The stainless steel Contina grab rails made of non-slip stainless steel which will allow you to grip the rail even if wet. The Doc M compliant range includes various support rail packs and full Doc M sanitary and support rail packs. A bespoke range of grab rails is available to create a unique washroom style or cater for users specific needs, any colour and length is possible.

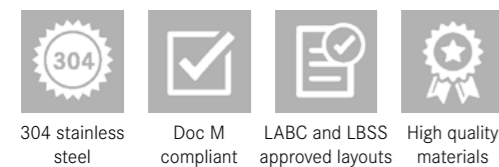
Sanitaryware and support rail packs include:

- 4 x 600mm stainless steel support rails,
- 1 x accessible single lever mixer tap,
- 1 x ceramic hand rinse basin,
- 1 x 850mm stainless steel drop down rail
- Accessible WC with seat (no lid), cistern and spatula lever - close coupled or back to wall options (back to wall includes back rest).
- Accessories sold separately

Features

- Slip resistant high quality stainless steel
- Accessible tap with ergonomic lever
- Raised height WC
- Comfortable PU foam back rest cushion
- Matching stainless steel accessories available as extras

- CNTX100RP** 202.0612.036 with close coupled WC, left wall layout
- CNTX100LP** 202.0612.035 with close coupled WC, right wall layout
- CNTX200RP** 202.0612.033 with back to wall WC and backrest, left wall layout
- CNTX200LP** 202.0612.034 with back to wall WC and backrest, right wall layout



Doc M sanitaryware and support rail pack for close coupled WC

Left and right hand wall versions available.




Doc M sanitaryware and support rail pack for back to wall WC

Left and right hand wall versions available.

SHOWER PANELS

Ligature resistant, durable and hygienic shower panels



One piece antimicrobial ABS outlet

The outlet can be removed for regular servicing and replacement. The added Biomaster silver ion technology provides long-term defence against harmful bacteria, helping to prevent the growth of waterborne biofilms. Other colours are available on request to aid identification of replacements in-line with a quarterly replacement regime.* Antimicrobial outlet can be recycled by returning to Dart Valley Systems.

SH00-060 210.0606.442



DUAL-OUTLET STANDARD TOWER WITH HIGH-SECURITY SHOWERHEAD

Assisted and unassisted showering with fixed head or quick release hose. The temperature and flow are independently controlled (NSF approved valve).

SH01-013 210.0606.443



CEILING HEIGHT TMV3 TOWER WITH HIGH-SECURITY SHOWERHEAD TACTILE BUTTON

Fits flush against the wall & ceiling, designed with a single piece outer case and operated via a tactile button with auto switch off.

SH01-005 210.0611.633



CEILING HEIGHT TMV3 TOWER WITH HIGH-SECURITY SHOWERHEAD WITH PROGRAMMABLE SENSOR

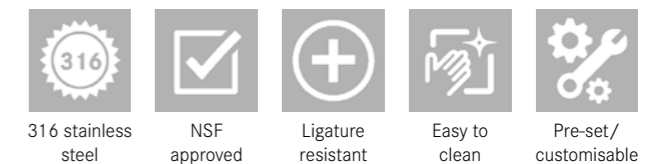
Fits flush against the wall & ceiling, designed with a single piece outer case and operated via a programmable sensor.

SH01-061 208.0611.634

DVS BRANDED SHOWERS

The DVS branded range of sensors, control systems, showerheads and shower towers create water efficient showering for a wide range of environments. The range includes ligature resistant antimicrobial showers which have been designed for heavy traffic areas. The touch-free DVS shower panels can save up to 50% of water when compared to manually operated showers.

The shower tower range is flexible with a choice of programmable wave on sensors, self-closing or manual functions. The touch-free shower towers are pre-set to run for 1 minute and can be easily customised using the hand-held programmer in order to achieve optimum water conservation and functionality.



316 stainless steel

NSF approved

Ligature resistant

Easy to clean

Pre-set/ customisable

SHOWERHEADS

Antimicrobial and high-security showerheads



The internal waterways are moulded in antimicrobial ABS with added Biomaster silver ion technology. This provides long-term defence against harmful bacteria and helps to prevent the growth of waterborne biofilms that can be easily spread. Biomaster guarantees fast, effective antimicrobial protection for the effective lifetime of the products.



ONE PIECE ANTIMICROBIAL SHOWERHEAD

The antimicrobial showerheads have a removable brass front cover with a chrome finish, and brass backplate. The four colour quarterly cleaning regime and push fit connection ensures excellent levels of hygiene.

SH07-095 210.0606.437



30° ABS HIGH-SECURITY SHOWERHEAD

The ligature resistant high-security showerhead has a one-piece antimicrobial ABS outlet that can be removed for regular servicing and replacement.

SH07-090 210.0606.440



30° ABS HIGH-SECURITY SHOWERHEAD

The ligature resistant high-security showerhead has a one-piece antimicrobial ABS outlet that can be removed for regular servicing and replacement.

SH07-091 210.0606.441

ANTIMICROBIAL SHOWERHEADS

The range of antimicrobial showerheads are designed for excellent hygiene in high-security and vandal prone environments and allow for easy maintenance. The one-piece shower head (SH07-095) has a push-fit connection and four coloured replacement heads to promote a quarterly cleaning regime. The high-security showerheads are designed with a one-piece antimicrobial ABS outlet. Replacement of the antimicrobial outlet is straightforward via the tamper-proof security screw without the need to remove the whole showerhead.



Antimicrobial material 4 different flow rates Push fit connection* Easy cleaning regime Fully recyclable*

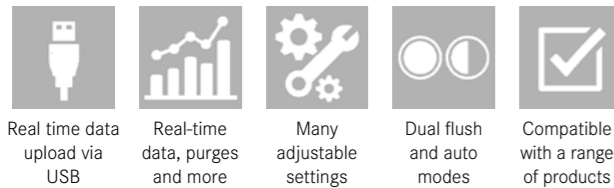
*Only applies to SH07-095

WASHROOM CONTROLS

Reliable water saving solutions

Washroom controls and sensors

Adjustment of Franke and DVS products such as taps, urinals and showers is effortless with the control box and programmable remote control. The control box has been designed to meet the requirements for safe en-suite applications and modern day washrooms. Designed for simple installation with an easy access removable wiring platform, the control box has a fully hinged front cover to allow access to the sensor and valve plugs. The sensors can be optimised with various functions and control options via the programmable remote. Stagnant water can be mitigated via the water hygiene flushing function. The easily legible display and user-friendly operation allows parameters to be set and statistics data extracted.



Real time data upload via USB Real-time data, purges and more Many adjustable settings Dual flush and auto modes Compatible with a range of products



WALL MOUNTED PROGRAMMABLE SENSOR

Sensors which can be optimised with hand-held programmer.

AC02-017	208.0606.395	Stainless
AC02-024	208.0606.397	Blue (cold)
AC02-025	208.0606.398	Red (hot)



MULTI-CHANNEL CONTROL SYSTEM

Suitable for controlling up to two en-suits or individual items including taps, showers, baths and WC's. Compatible with standard sensors (other control systems also available).

VR07-020	209.0606.405
-----------------	--------------



DVS HAND-HELD PROGRAMMER WITH USB INTERFACE

Quick and easy adjustment of settings including; run-on time, range, purge and more.

AC01-001	208.0485.914
-----------------	--------------



POWER PACK

An on-board intelligent charger. In the event of a power out, the battery will continue to supply power for up to 10 days.

WC00-155	208.0612.597
-----------------	--------------



Make
it
Wonderful

NORTHERN OFFICE

Franke Water Systems
14 Napier Court
Gander Lane
Barlborough
S43 4PZ
Phone +44 (0)1246 458900
ws-info.uk@franke.com
www.franke.co.uk

SOUTHERN OFFICE

Dart Valley Systems
Kemings Close
Long Road
Paignton, Devon
TQ4 7TW
Phone +44 (0) 1803 529021
sales@dartvalley.co.uk
www.dartvalley.co.uk

