

amtico
first

First

**Practical
LVT flooring**

Easy to specify

0.3 mm wear layer

This is First.

**Practical design solutions
and unrivalled performance,
First is a collection honed to
meet the challenges of light
commercial projects with
outstanding value for money.**

Amtico makes it possible.



For premium design quality

Created to the same high standard of design innovation that distinguishes every Amtico collection, First's microbevel and detailed In-Register Embossed options achieve a highly realistic finish.

For every challenge

First's robust construction and ready availability makes it perfect for multiple occupancy residences and other light commercial projects, or as part of an integrated scheme of Amtico flooring products.

For unparalleled support

As an Amtico product, First comes with the guaranteed quality, continuity of care and technical excellence of an enduring British brand.



Samples and support

We offer expert support worldwide with a free online global supply service for samples.

Full size samples are available from your Area Sales Manager.

Choose First:

36

Wood and stone designs

6

IRE wood designs for a natural finish

0.3 mm

Wear layer with microbevel

7

Year warranty




Practical Enduring Reliable. This is Amtico LVT.

What is LVT?

Luxury Vinyl Tile flooring is made from PVC or Polyvinyl Chloride – a strong, long-lasting plastic polymer. One of the first manufacturers, Amtico has been a pioneer of Luxury Vinyl Tile flooring for more than 50 years, with a reputation built on collaborative creativity, enduring performance and unrivalled expertise.

Why choose LVT?

LVT offers all of the design possibilities of natural materials such as stone, ceramic and wood flooring. However, LVT is warmer and softer underfoot, easier to install and clean, plus much more durable than natural products.



EXPERT
KNOWLEDGE

The unrivalled knowledge, expert support and bespoke service you'd expect from a market leader with over 50 years experience.

Specify Amtico LVT for:



Lasting appearance



Low maintenance



Easy cleaning

Amtico LVT is highly resistant to:



Dents



Marks and scuffs



Commercial traffic

Multiple Performance System

Low Emission Durable Construction.

How it works

First, like all of Amtico's LVT products, uses the industry's most technically advanced layering system. Our world-leading Multiple Performance System gives underfoot comfort and high resistance to wear, resulting in unrivalled durability and a long-lasting appearance.

Sustainable manufacture

Manufactured with consideration for both the built and natural environment, First is usable in education, healthcare, homes and offices – meeting VOC requirements for wellbeing and air quality across Europe.

For more information on specifications and sustainability see pages 28 and 40.

Amtico First LVT is:



Phthalate free



A low emission product



Made with recycled content




100% recyclable



7YR COMMERCIAL
WARRANTY

Light commercial flooring with all the benefits of Amtico

Total thickness of product: 2 mm



A. Urethane coating

B. High-density 0.3 mm wear layer
Gives excellent impact resistance and high clarity, with unique realistic embosses and microbevelled edges on each tile and plank.

C. Design layer

Carefully crafted print films create the distinctive Amtico Wood and Stone product designs.

D. Core layer

Contains up to 15% recycled pre-consumer content.

E. Backing

The foundation of the product which provides long-lasting stability.



Windsor House is a collection of 312 luxurious studio and 'twodio' apartments designed for the student market.

Utilised in all apartments at Windsor House, Amtico First offers a practical design solution for lighter traffic spaces such as bedrooms.

To complete the exclusive surroundings, Amtico Signature flooring was also chosen for the project and utilised in all studios and social spaces.

Student Accommodation

High-spec living

Low emission

Location:
Windsor House, Cardiff

Products:
First Frosted Oak

Laying pattern:
Stripwood

Architect:
Stride Treglown

Gold

Indoor air comfort quality certified



Amtico Signature Composite Calcium and Graphite Slate was used in the corridors.

"There is an inherent quality to Amtico that makes it perfect for our student accommodation projects. With such excellent durability and long lifespan, Amtico represents great value for Fusion Students' accommodation.

We're really happy with the finished product and, with our company looking to standardise building designs, we will certainly be using it on future projects."

Paul Miles
Head of Construction, Fusion Students



Offering residential and specialist dementia care, this purpose-built, 57 bedroom 'new generation' facility has been expertly designed to meet all current Care Quality Commission requirements. The interior was designed to provide a lasting first impression of warmth and comfort, which feels homely rather than 'clinical'.

In the bedrooms, Amtico First in Dusky Walnut provides a warming environment for residents, with the floor's sweeping grey linear grain offering beautiful and elegant spaces. This approach has ensured the rooms have a consistent colour theme, which is proven to help residents with visual impairments.

Healthcare Residential care home Easy cleaning Durability

Location:
Manchester, UK

Products:
First Dusky Walnut

Laying pattern:
Stripwood



Care Quality Commission compliant
for vision and touch impairments



"With this 'new generation' of care homes, having a design-led flooring was critical to the overall style we wanted to achieve. Amtico offers a choice of products that, personally, I think is unmatched in the market, particularly when it comes to colour and depth. Also, from a practical perspective, Amtico offers excellent levels of cleanliness, which is a key feature in this type of property."

Katie McGoff
Interior Designer

7

year warranty for light
commercial use

The Collection






Gallery Concrete – Bonded Stone, Dutch Oak – Stripwood

New In-Register Emboss

**For the
beauty of
real wood.**




IN-REGISTER
EMBOSS

The beauty of natural wood is undeniable, however commercial demands require a product that combines both performance and charm.

We have captured the detail of real wood in six crafted designs with a highly realistic feel, with the quality of performance and ease of installation you expect from Amtico LVT.

An In-Register Emboss follows the wood grain, creating a natural effect realistic to the eye and underfoot.

The tones and colour variation from nature are designed into this LVT, hiding the effects of traffic and bringing visual movement across a space.









Harvest Oak

SF3W2774



Wheat Oak

SF3W2775



Trent Oak

SF3W2777



Dutch Oak

SF3W2778



Station Oak

SF3W2779



Blackened Oak

SF3W2780

Woods





Wood



White Oak

SF3W2548



Sun Bleached Oak

SF3W2531



White Ash

SF3W2540



Weathered Oak

SF3W2524



Frosted Oak

SF3W5020



Smoked Grey Oak

SF3W3023



Cavalier Oak

SF3W5024



Dusky Walnut

SF3W2542



Drift Pine

SF3W3027




Haven Oak

SF3W3033



Inked Cedar

SF3W2552



Aged Cedar Wood

SF3W2493



Worn Ash

SF3W2539



Warm Maple

SF3W2502



Bleached Elm

SF3W2516



Natural Oak

SF3W3021



Featured Oak

SF3W2533



English Oak

SF3W2498



Dry Cedar

SF3W2535



Honey Oak

SF3W2504



Noble Oak

SF3W3030



Rich Walnut

SF3W2494





Limestone Cool

SF3S1561



Ceramic Pale

SF3S1440



Ceramic Ecu

SF3S3592



Linear Stone Shale

SF3S3606



Gallery Concrete

SF3S3071



Century Concrete

SF3S3069



Ceramic Sable

SF3S3593



Ceramic Flint

SF3S2594

Amtico Collections

Hard surface

▼ Glue Down LVT

amtico signature A unique palette of colours and shapes to *create inspiring flooring design.*

amtico form Design-led flooring with *natural textures.*

amtico spacia *Simple, accessible design-led flooring solutions.*

amtico spacia 36+ *Slip-resistant tiles and planks with unrivalled design clarity.*

amtico first Light commercial flooring with all the *benefits of Amtico.*

▼ Loose Lay LVT

amtico access Loose lay flooring that's *quick to install.*

amtico clicksmart *Easy-fit click flooring with a rigid core.*

Specialist

▼ Glue Down

amtico cirro *PVC-free flooring with unrivalled performance.*

amtico marine Designer flooring *specifically created for the marine sector.*

Soft surface

▼ Tile

amtico carpet High-performance carpet tiles that *integrate* with our LVT collections.

amtico entryway Tough, resistant entrance tiles that *protect* your Amtico floor.



Wear layer	Acoustic option	Warranty (years)	Total products	Total sizes
1 mm	✓	20	163	13
0.7 mm		12	28	5
0.55 mm	✓	10	104	8
0.55 mm	✓	10	16	3
0.3 mm		7	54	4

Wear layer	Acoustic option	Warranty (years)	Total products	Total sizes
0.55 mm		10	43	2
0.55 mm		10	16	2



Wear layer	Acoustic option	Warranty (years)	Total products	Total sizes
0.55 mm		10	20	4
0.55 mm		10	69	10


















Pile thickness	Fibre	Warranty (years)	Total products	Total sizes
2.4-4.3 mm	Nylon 6,6	10	121	2
4.2-5.4 mm	Solution Dyed Nylon 6,6	10	6	1

Technical Specification

Name	Standard	Symbol	Result
CE/DOP	EN 14041		CPR/AI/004
Usage Classification	EN ISO 10874 (EN 685)		23, 31
Manufacturing Standard	EN ISO 10582 (EN 649)		Pass
Total Thickness	EN ISO 24346 (EN 428)		2 mm
Wear Layer Thickness	EN ISO 24340 (EN 429)		0,3 mm
Weight	EN ISO 23997 (EN 430)		3675 g/m ²
Abrasion Resistance	EN ISO 10582 (EN 649)		Type 1 Group T
Residual Indentation	EN ISO 24343-1 (EN 433)		≤ 0,1 mm
Dimensional Stability	EN ISO 23999 (EN 434)		≤ 0,25%
Dimensional Stability/Curling	EN ISO 23999 (EN 434)		≤ 2 mm
Flexibility	EN ISO 24344 method A (EN 435)		Pass
Slip Resistance	DIN 51130 EN 13893		R10* Class DS
Chemical Resistance	EN ISO 26987 (EN 423)		Excellent
Light Stability	EN ISO 105-B02		≥ 6
Flammability/Smoke Emissions	EN 13501-1		B _{f1} -s1
Castor Chair Resistance (Type W)	EN ISO 4918 (EN 425)		Pass
Thermal Resistance	EN 12664		0,010 m ² K/W (underfloor heating suitable)
Emissions	Indoor Air Comfort Gold		Certificate no. IACG-352-02-05-2018
Emissions COV		Information sur le niveau d'émission de substances volatiles dans l'air intérieur, présentant un risque de toxicité par inhalation, sur une échelle de classe allant de A+ (très faibles émissions) à C (fortes émissions).	A+
Emissions	M1		Certified www.m1.rts.fi
Environment	BRE Green Guide		Comparable to Green Guide generic elements 821570039 and 821570066, rated as A+/A
Phthalate Free		Amtico First products are manufactured using phthalate-free plasticisers except for recycled content.	Yes
Surface treatment			Urethane

For technical information about Amtico First, please visit [amtico.com](https://www.amtico.com)

*For safety flooring with long-term retention of slip resistance refer to our 36+ products.

Bezeichnung	Prüfnorm	Symbol	Ergebnis
CE/DOP	EN 14041		CPR/AI/004
Beanspruchungsklassen	EN ISO 10874 (EN 685)		23, 31
Herstellungsnorm	EN ISO 10582 (EN 649)		Bestanden
Gesamtdicke	EN ISO 24346 (EN 428)		2 mm
Nutzschichtdicke	EN ISO 24340 (EN 429)		0,3 mm
Gewicht	EN ISO 23997 (EN 430)		3675 g/m ²
Verschleißfestigkeit	EN ISO 10582 (EN 649)		Typ 1 Gruppe T
Resteindruck	EN ISO 24343-1 (EN 433)		≤ 0,1 mm
Dimensionsstabilität	EN ISO 23999 (EN 434)		≤ 0,25 %
Dimensionsstabilität/Curling	EN ISO 23999 (EN 434)		≤ 2 mm
Flexibilität	EN ISO 24344 method A (EN 435)		Bestanden
Rutschhemmstufe	DIN 51130 EN 13893		R10 Klasse DS
Chemikalienbeständigkeit	EN ISO 26987 (EN 423)		Gut
Lichtechtheit	EN ISO 105-B02		≥ 6
Brandverhalten	EN 13501-1		B _{fl} -s1
Stuhlrollenbeanspruchung (Type W)	EN ISO 4918 (EN 425)		Bestanden
Wärmedurchlasswiderstand	EN 12664		0,010 m ² K/W (geeignet für Fußbodenheizung)
Emissionsverhalten	Indoor Air Comfort Gold		Zertifikat no. IACG-352-02-05-2018
Emissionsverhalten COV		 Information sur le niveau d'émission de substances volatiles dans l'air intérieur, présentant un risque de toxicité par inhalation, sur une échelle de classe allant de A+ (très faibles émissions) à C (fortes émissions).	A+
Emissionsverhalten	M1		Zertifiziert www.m1.rts.fi
Umwelt	BRE Green Guide		Vergleichbar mit Green Guide generic elements 821570039 und 821570066 bewertet wie A+/A
Phthalate-frei		 Amtico First wird mit phthalate-freien und biologischen Weichmachern produziert.	Ja
Oberflächenschutz			Polyurethan

Modèle de descriptif

Le revêtement de sol de la gamme Amtico First appartient à la famille des dalles et lames décoratives (LVT), disponible en lames et dalles à bords chanfreinés. Il est constitué d'une couche d'usure non chargée du groupe T de 0,3 mm d'épaisseur, d'un film décor, d'une sous-couche compacte et d'un traitement uréthane. Son épaisseur totale est de 2 mm. Il dispose d'un classement Européen (EN 685) 23/31

Format Wood	Lames	152,4 x 914,4 mm et 184,2 x 1219,2 mm
Format Stone	Dalles	457,2 x 457,2 mm et 304,8 x 609,6 mm
Conditionnement	En carton de	2 m ² ou 2,5 m ² ou 3,5 m ² selon format

Caracteristiques & performances techniques

Norme de fabrication	EN ISO 10582 (EN 649)	Conforme à la norme
Classe d'usage	EN ISO 10874 (EN 685)	23/31
Epaisseur totale	EN ISO 24346 (EN 428)	2 mm
Epaisseur de la couche d'usure	EN ISO 24340 (EN 429)	0,30 mm
Masse surfacique	EN ISO 23997 (EN 430)	3675 g/m ²
Réaction au feu	EN 13501-1	B _{fl} -s1
Poinçonnement résiduel	EN ISO 24343-1 (EN 433)	≤ 0,1 mm
Stabilité dimensionnelle	EN ISO 23999 (EN 434)	≤ 0,25%
Curling	EN ISO 23999 (EN 434)	≤ 2 mm
Résistance à l'abrasion	EN 660-2	Groupe T
Résistance à la lumière	ISO 105-B02	≥ 6
Résistance au glissement	DIN 51130 EN 13893	R10* classe DS
Résistance aux produits chimiques	EN ISO 26987 (EN 423)	Excellente
Flexibilité	EN ISO 24344 méthode A (EN 435)	Conforme à la norme
Traitement de surface		PUR

*Pour des sols de sécurité accrue avec une résistance au glissement sur le long terme, se référer à la gamme Amtico Assura.

Domaines d'utilisation

Bureaux individuels à faible trafic, habitations, chambres d'hôtels.

Mise en oeuvre et entretien

La mise en oeuvre doit être réalisée conformément aux prescriptions de la norme NF DTU 53-2 p1-1. Les dalles doivent être stockées à plat. Le support doit être plan, lisse, sec et sain. Le ragréage autolissant doit être P3.

Le revêtement peut être utilisé avec un chauffage au sol si celui-ci est éteint 48 heures avant et après la pose. Il faut laisser les dalles, la colle et le support se stabiliser à une température constante comprise entre 18° et 27°C pendant une durée de 24 heures avant et après la pose. Dans les zones soumises à des changements potentiels de température importants, par exemple en présence de sols exposés à la lumière solaire directe, il est recommandé d'utiliser la colle Amtico HT Extra pour la pose des dalles et lames. Le collage doit se faire à l'aide d'une colle recommandée par Amtico international. Pose bord à bord à joints vifs et lames dans le même sens à joints décalés. Un marouflage avec un rouleau de 45 kg sera effectué sur le revêtement en fin de pose avant que la colle n'ait durci.

Le traitement uréthane réalisé en fabrication facilite l'élimination des taches, limite l'entretien journalier à un simple balayage humide avec un détergent Ph neutre et ne nécessite pas l'application d'une émulsion. Ne pas utiliser d'abrasifs susceptibles d'altérer la qualité du traitement uréthane. Amtico international préconise pour les coloris très foncés et très clairs, un décapage du sol et une émulsion satinée ou semi-mate en deux couches minimum afin de renforcer le produit aux micro-rayures. Evitez les embouts et roulettes en caoutchouc susceptibles de laisser des marques indélébiles. La mise en place d'un tapis d'entrée minimisera l'apport de poussières et particules abrasives de façon efficace.

Il convient de se protéger des micro-rayures en disposant des patins feutres sous les pieds des meubles et chaises.

Plus de détails : voir la fiche maintenance d'Amtico First.



Information sur le niveau d'émission de substances volatiles dans l'air intérieur, présentant un risque de toxicité par inhalation, sur une échelle de classe allant de A+ (très faibles émissions) à C (fortes émissions).

Amtico International partenaire de **Sols Pvc PRO**



*Sauf matière recyclée et film

Namn	Standard	Symbol	Resultat
CE/DOP	EN 14041		CPR/AI/004
Bruksklassificering	EN ISO 10874 (EN 685)		23, 31
Tillverkningsstandard	EN ISO 10582 (EN 649)		Uppfyller kraven
Total Tjocklek	EN ISO 24346 (EN 428)		2 mm
Tjocklek Slitskikt	EN ISO 24340 (EN 429)		0,3 mm
Vikt	EN ISO 23997 (EN 430)		3675 g/m ²
Nötningsbeständighet	EN ISO 10582 (EN 649)		Typ 1 Grupp T
Intrycksbeständighet/Restintryck	EN ISO 24343-1 (EN 433)		≤ 0,1 mm
Dimensionsstabilitet	EN ISO 23999 (EN 434)		≤ 0,25%
Dimensionsstabilitet/Curling	EN ISO 23999 (EN 434)		≤ 2 mm
Flexibilitet	EN ISO 24344 method A (EN 435)		Uppfyller kraven
Halkmostånd	DIN 51130 EN 13893		R10 Klass DS
Kemikalietålighet	EN ISO 26987 (EN 423)		Utmärkt
Ljusstabilitet	EN ISO 105-B02		≥ 6
Brandklass	EN 13501-1		B _{fl} -s1
Tålighet för rullande stolshjul (Typ W)	EN ISO 4918 (EN 425)		Godkänd
Värmeegenomgång	EN 12664		0,010 m ² K/W (lämplig för golvvärme)
Emissioner	Indoor Air Comfort Gold		Certifikat nr. IACG-352-02-05-2018
Emissions COV		 Information sur le niveau d'émission de substances volatiles dans l'air intérieur, présentant un risque de toxicité par inhalation, sur une échelle de classe allant de A+ (très faibles émissions) à C (fortes émissions).	A+
Emissioner	M1		Certifierad www.m1.rts.fi
Miljö	BRE Green Guide		Jämförbar med Green Guide generic elements 821570039 och 821570066, med rating A+/A
Ftalatfri		 Amtico First tillverkas med ftalatfria mjukgörare. Garanteras ej för återvunnet innehåll.	Ja
Ytbehandling			PUR-Behandlad yta

Especificaciones Técnicas

Nombre	Norma	Symbolo	Resultados
CE/DOP	EN 14041		CPR/AI/004
Clasificación al uso	EN ISO 10874 (EN 685)		23, 31
Norma de fabricación	EN ISO 10582 (EN 649)		Cumple con la normativa
Espesor total	EN ISO 24346 (EN 428)		2 mm
Espesor de la capa del uso	EN ISO 24340 (EN 429)		0,3 mm
Peso	EN ISO 23997 (EN 430)		3675 g/m ²
Resistencia abrasion	EN ISO 10582 (EN 649)		Type 1 Grupo T
Punzonamiento	EN ISO 24343-1 (EN 433)		≤ 0,1 mm
Estabilidad dimensional	EN ISO 23999 (EN 434)		≤ 0,25%
Curling	EN ISO 23999 (EN 434)		≤ 2 mm
Flexibilidad	EN ISO 24344 method A (EN 435)		Cumple con la normativa
Resistencia al deslizamiento	DIN 51130 EN 13893		R10 Class DS
Resistencia a los productos químicos	EN ISO 26987 (EN 423)		Excelente
Resistencia a la luz	EN ISO 105-B02		≥ 6
Résistance au feu Euroclass	EN 13501-1		B _{fl} -s1
Prueba de la silla de ruedas (Tipo W)	EN ISO 4918 (EN 425)		Cumple con la normativa
Resistencia térmica	EN 12664		0,010 m ² K/W (Calefacción por suelo radiante compatible)
Emisiones	Indoor Air Comfort Gold		Certificado no. IACG-352-02-05-2018
Emisiones al aire, etiquetado Français		 Information sur le niveau d'émission de substances volatiles dans l'air intérieur, présentant un risque de toxicité par inhalation, sur une échelle de classe allant de A+ (très faibles émissions) à C (fortes émissions).	A+
Emisiones	M1		Certifiée www.m1/rts.fi
Etorno	BRE Green Guide		Comparable a los elementos de guía verde genéricos 821570039 et 821570066, noté A+/A
Ftalato free		 Los productos de Amtico First están hechos con suavizantes de ftalato, no se puede garantizar el contenido reciclado.	Si
Acabado de la superficie			Urethano

Naam	Standaard	Symbol	Resultaten
CE/DOP	EN 14041		CPR/AI/004
Belastingsklasse	EN ISO 10874 (EN 685)		23, 31
Productienorm	EN ISO 10582 (EN 649)		Voldoet aan de eisen
Totale dikte	EN ISO 24346 (EN 428)		2 mm
Dikte slijtlaag	EN ISO 24340 (EN 429)		0,3 mm
Totaalgewicht	EN ISO 23997 (EN 430)		3675 g/m ²
Slijtbestendigheid	EN ISO 10582 (EN 649)		Type 1 Group T
Indruckbestendigheid	EN ISO 24343-1 (EN 433)		≤ 0,1 mm
Dimensiestabiliteit	EN ISO 23999 (EN 434)		≤ 0,25%
Curling	EN ISO 23999 (EN 434)		≤ 2 mm
Flexibiliteit	EN ISO 24344 method A (EN 435)		Voldoet aan de eisen
Slipweerstand	DIN 51130 EN 13893		R10 Klasse DS
Chemische bestendigheid	EN ISO 26987 (EN 423)		Zeer Goed
Kleurechtheid	EN ISO 105-B02		≥ 6
Brandgedrag	EN 13501-1		B _{f1} -s1
Castor Weerstand Stoel (Type W)	EN ISO 4918 (EN 425)		Zeer Goed
Thermische Weerstand	EN 12664		0,010 m ² K/W (vloerverwarming geschikt)
Emissies	Indoor Air Comfort Gold		Certificaat No. IACG-352-02-05-2018
Emissies COV		Information sur le niveau d'émission de substances volatiles dans l'air intérieur, présentant un risque de toxicité par inhalation, sur une échelle de classe allant de A+ (très faibles émissions) à C (fortes émissions).	A+
Emissies	M1		Gecertificeerd www.m1.rts.fi
Etoro	BRE Green Guide		Vergelijkbaar met Green Guide generic elements 821570039 en 821570066, met waardering A+/A
Ftalaat vrie		Los productos de Amtico First están hechos con suavizantes de ftalato, no se puede garantizar el contenido reciclado.	Ja
Oppervlaktebehandeling			Polyurethaan

Product Availability: Wood

Product Name	Product Code	Surface Finish	152 x 915 mm (6 x 36")	185 x 1220 mm (7.25 x 48")
Aged Cedar Wood	SF3W2493	Barnwood		•
Blackened Oak	SF3W2780	In-Register		•
Bleached Elm	SF3W2516	Tick	•	
Cavalier Oak	SF3W5024	Tick	•	•
Drift Pine	SF3W3027	Barnwood	•	•
Dry Cedar	SF3W2535	Barnwood	•	•
Dusky Walnut	SF3W2542	Tick	•	•
Dutch Oak	SF3W2778	In-Register		•
English Oak	SF3W2498	Tick	•	
Featured Oak	SF3W2533	Tick	•	•
Frosted Oak	SF3W5020	Barnwood	•	•
Harvest Oak	SF3W2774	In-Register		•
Haven Oak	SF3W3033	Tick	•	•
Honey Oak	SF3W2504	Tick	•	•
Inked Cedar	SF3W2552	Tick	•	•
Natural Oak	SF3W3021	Tick	•	
Noble Oak	SF3W3030	Tick	•	•
Rich Walnut	SF3W2494	Tick	•	•
Smoked Grey Oak	SF3W3023	Tick	•	•
Station Oak	SF3W2779	In-Register		•
Sun Bleached Oak	SF3W2531	Barnwood	•	•
Trent Oak	SF3W2777	In-Register		•
Warm Maple	SF3W2502	Tick	•	
Weathered Oak	SF3W2524	Barnwood	•	•
Wheat Oak	SF3W2775	In-Register		•
White Ash	SF3W2540	Barnwood		•
White Oak	SF3W2548	Tick	•	•
Worn Ash	SF3W2539	Barnwood		•

All products are urethane coated and microbevelled as standard. Please note all sizes and availability are correct at the time of press. Please contact your Area Sales Manager for the latest information.

Product Availability: Stone

Product Name	Product Code	Surface Finish	457 x 457 mm (18 x 18")	305 x 610 mm (12 x 24")
Century Concrete	SF3S3069	Ceramic	•	•
Ceramic Ecu	SF3S3592	Ceramic	•	•
Ceramic Flint	SF3S2594	Ceramic	•	
Ceramic Pale	SF3S1440	Ceramic	•	
Ceramic Sable	SF3S3593	Ceramic	•	
Gallery Concrete	SF3S3071	Ceramic	•	•
Limestone Cool	SF3S1561	Ceramic	•	•
Linear Stone Shale	SF3S3606	Ceramic		•

All products are urethane coated and microbevelled as standard. Please note all sizes and availability are correct at the time of press. Please contact your Area Sales Manager for the latest information.

Packaging Information

	152 x 915 mm (6 x 36")	185 x 1220 mm (7.25 x 48")	457 x 457 mm (18 x 18")	305 x 610 mm (12 x 24")
Plank/Tile per Box	18	9	27	19
M ² per Box	2.5	2	2.5	3.5
Weight (kg) per Box	8.56	7	8.56	12.86
Boxes per Pallet	72	90	72	60
M ² per Pallet	180	180	180	211.82
Weight (kg) per Pallet	636	650	636	802

Our ethos is to combine creativity and innovation with the highest levels of quality – quality of design, manufacturing, product and service.

	<p>Comparable to Green Guide generic elements 821570039 and 821570066 rated as A+/A.</p>		<p>The CE mark is confirmation by Amtico that our products are in compliance with European health, safety and environmental requirements (as required by Council Directive 89/106/EEC and detailed in EN 14041).</p>
	<p>Amtico is a member of the professional association for flexible floor covering manufacturers in Germany.</p>		<p>Amtico International GmbH is a member of the DGNB German Sustainable Building Council.</p>
	<p>Our quality system complies with BS EN ISO 9001 and is certified by LRQA.</p>		<p>Recognised around the globe, our BSI accreditation represents the latest and highest standard of environmental impact awareness, operational control and use of materials.</p>
	<p>Amtico First products are third-party certified for low-VOC emissions contributing towards good indoor air quality.</p>		<p>SOLS PVC Pro is the French professional organisation of PVC flooring manufacturers; standing for their shared values and commitments related to environment, comfort, regulation and communication.</p>
	<p>Amtico First products are manufactured using both phthalate-free and bio-based plasticisers except for recycled content.</p>		<p>Amtico International partenaire de Sols Pvc PRO</p>
	<p>Amtico First has been certified to achieve the M1 building materials emissions classification for indoor air quality from the Finnish Information Foundation RTS.</p>		<p>Amtico First complies with Indoor Air Comfort Gold version 6.0 and is certified as a low emissions product contributing to a healthy indoor environment.</p>



7YR COMMERCIAL WARRANTY

Warranty

All Amtico First products come with an Amtico commercial product warranty against wear-out. For full details, visit amtico.com

Installation and Adhesives

Introduction and Areas of Use

Installation of Amtico tiles is straightforward, and follows the same guidelines that apply to all quality resilient tile floors.

Amtico First is designed for light commercial use.

In all cases Amtico International products are not suitable for external installation or in unheated locations.

Receiving Materials, Conditioning and Storage

Before laying flooring, all materials must be checked to ensure that the batches are identical and free from defects. Complaints with regard to clearly identifiable defects cannot be accepted once the flooring has been laid.

Boxes of tiles should be removed from pallets and separated from one another as part of the acclimatisation process. Ensure that the heating/air conditioning is fitted and operating. Alternatively, temporary heating or cooling may be used to maintain a constant temperature within the specified range.

Tiles, adhesive and subfloor must be allowed to stabilise to a constant temperature between 18-27°C for a period of at least 24 hours before, during and after installation. If tiles and adhesive have been stored outside of this temperature range, then it is recommended that acclimatisation is increased to 48 hours. Tiles must be stored flat and kept away from direct sunlight, heaters or air vents for proper conditioning.

Preparation and installation should not begin until all other trades have been completed.

Subfloor Preparation

The suitability of subfloors and site conditions must be assessed prior to beginning an installation to ensure that they are in accordance with Amtico International and subfloor manufacturers' guidelines and national standards.

Good preparation is essential as the finished appearance of the floor will only be as good as the quality of the base and preparation over which it is installed. The base should be hard, smooth, clean, dry and free from defects. The surface should be even in order to achieve good fitting and adhesion. Any irregularities in the subfloor will show through the finished floor.

The guidance notes provided by Amtico International are intended to give general information on the methods that can be used to prepare various subfloor types.

The quality and preparation of subfloors, testing for moisture content and relative humidity, and installation procedures must be in accordance with Amtico International technical guidelines and country specific standards (BS 8203 and BS 8204 for UK).

Moisture in Subfloors

Moisture testing of all subfloors is essential before installation can begin. This is true of new and old buildings. Moisture testing must be carried out and recorded. All moisture tests must be undertaken in accordance with local regulations (e.g. BS 8203 for UK) and using an appropriate method to suit the subfloor type.

The subfloor may be considered dry when the relative humidity is 75% or below. If readings are above this level, a surface damp-proof membrane can be applied. Consult manufacturers for instructions. Alternatively subfloors can be given sufficient time to dry.

Solid Subfloors

Concrete/Sand and Cement

Tiles must only be installed on suitably dry concrete or sand and cement subfloors. Drying time will depend on several conditions, including thickness of slab, location, type of construction, temperature and humidity. New concrete bases contain a high percentage of residual moisture.

Subfloors must be thoroughly mechanically cleaned of all paint, curing agents, grease, wax and any other foreign matter. The use of solvents to remove surface contaminants is not permitted.

The floor must be hard, smooth, level and free from cracks. Use a suitable repair compound to fill grooves, cracks, holes and depressions.

Please refer to section titled Levelling/Smoothing Compounds for Solid Subfloors.

Power Floated Concrete

Power floated concrete has a relatively nonabsorbent, low-porosity surface that will increase the drying time. It is not a suitable surface for direct application of adhesive. Surface laitance may also be produced by the power floating procedure. For these reasons, it is recommended that an appropriate method of mechanical preparation such as shot blasting or scarifying is used to prepare the surface.

Please refer to section titled Levelling/Smoothing Compounds for Solid Subfloors.

Anhydrite (Calcium Sulphate)

Anhydrite screeds can be difficult to identify and can be mistaken for the more traditional cement based products.

Provided ambient conditions are acceptable, anhydrite screeds dry at a similar rate to their cement-based counterparts. In the case of the floor screed not being sufficiently dry, please consult the manufacturer on how to proceed, in most cases the screed should be allowed to dry out to an acceptable level.

When the floor is sufficiently dry preparation can begin. Please refer to section titled Levelling/Smoothing Compounds for Solid Subfloors.

Asphalt

Mastic asphalt is normally applied between 15 and 20 mm thickness and sets to a dense hard mass which is impermeable to moisture and therefore forms an efficient damp-proof membrane. Mastic asphalt is often applied over an existing concrete base which lacks a conventional DPM. If the asphalt is cracked or damaged it will need to be repaired and damp proofing may be required.

The asphalt will need to be cleaned before preparation can begin. Please refer to section titled Levelling/Smoothing Compounds for Solid Subfloors.

Levelling/Smoothing Compounds for Solid Subfloors

Most solid subfloors will require an application of a compatible compound to provide a hard, smooth and level surface to which adhesive and tiles can be applied.

The selection of a suitable compound is critical in determining the long-term durability and appearance of the flooring system. Generally these compounds should be applied at a minimum of 3 mm thickness. The manufacturer of this compound can supply details of the product within their range that should be used to suit the end use application, together with details of which primer should be used.

Expansion Joints

Expansion joints are incorporated into concrete floor slabs in order to permit movement without causing cracks to form. These joints should not be filled with smoothing compound or overlaid with Amtico floor coverings. In all cases they should be mirrored through to the surface.

Timber Floors

Existing Floorboards

Loose floorboards should be firmly nailed down and any damaged boards replaced. If necessary, the boards should be planed and/or levelled with a suitable levelling compound prior to covering with plywood. See section on Plywood Overlays.

Wood subfloors that exhibit excessive deflection, or are "springy" or "give" when walked on are not suitable for installing Amtico tiles unless suitable remedial work is carried out.

Chipboard, Hardboard, Particleboard

Tiles should not be adhered directly to such subfloors whether they are free floating or fixed, and floors should always be overlaid with plywood prior to installation of tiles. See section on Plywood Overlays.

Wood Block Floors

Existing wood block floors laid onto a concrete base are unsatisfactory as an underlayment for resilient floors, even when plywood has been fitted. Such floors must be lifted and the subfloor suitably prepared.

Plywood Overlays

Plywood should be a minimum nominal thickness of 5.5 mm with a Plywood classification EN636-2 or 3, and a glue bond classification EN314-2 Class 3 Exterior. The thickness selected should be determined by the quality of the surface being covered.

Panels should be acclimatised to the site conditions as recommended by the supplier. Plywood should be protected against damage or water prior to application.

The plywood should be laid in sheet sizes not exceeding 2440 x 1220 mm, and fixed using screws or ring shank nails. Fixings should be 2.5 times the depth of the plywood selected, but should not protrude below the timber base. Fixing should start at the centre of each sheet – screwing or nailing at 150 mm intervals at intermediate centres and at 100 mm centres along the perimeters with the fixing line 12 mm from the edge. All fixings should be finished flush with the surface.

Joint lines should be staggered, and every effort made to prevent coincidence of joints in the sheets and the timber base.

We would recommend the use of a suitable compound to ensure the joints of the plywood and all fixings are not visible when the installation is complete. The manufacturer of this compound can supply details of the product within their range that should be used to suit the end use application together with details of which primer should be used.

Other Subfloor Types

Existing Resilient Floors

It is recommended that Amtico products are not directly applied over existing resilient floors. Generally, the old flooring should be removed and the base prepared to suit the type of subfloor uncovered. Please refer to relevant section.

Some older resilient tiles and adhesives can contain asbestos. In case of doubt, contact the relevant local authority for advice on their removal and disposal.

Terrazzo, Stone, Quarry Tiles

Some existing flooring materials such as quarry tiles, ceramic or terrazzo may be suitable for the installation of Amtico tiles if properly prepared. These bases may be sufficiently porous to allow moisture to pass through to the back of the tile, and must be checked for moisture and damp-proofed if necessary. Worn and damaged areas must be repaired, including any tiles that are insecure, which must be removed.

The surface must be thoroughly cleaned of all sealants and varnishes, as well as foreign matter such as oil, grease, wax, etc. It is recommended that a suitable mechanical method is used to prepare the surface, as this will also provide a satisfactory surface ready for preparation. Please refer to section titled Levelling/Smoothing Compounds for Solid Subfloors.

Metal

(i) Direct Application

The metal surface should be cleaned/degreased and then prepared by grinding or scarifying to ensure that it is clean and free from any contamination, such as rust or metal oxide. It should then be mechanically abraded to give a surface key. Amtico tiles can then be installed onto the prepared surface using Amtico International Universal 2-Part Adhesive.

Note that under no circumstances should a water-based adhesive be used for bonding directly to metal.

(ii) Indirect Application

The metal surface should be cleaned/degreased and then prepared by grinding or scarifying to ensure that it is clean and free from any contamination, such as rust or metal oxide. It should then be mechanically abraded to give a surface key.

A suitable primer should be applied to the metal surface prior to putting down a suitable compound, which must be applied as recommended by the manufacturer.

Once the levelling compound has dried, any adhesive from our range can potentially be used subject to the restrictions described in the Adhesive section.

Raised Access Floors

Amtico tiles cannot be fitted directly to raised floor panels. Where this is required, the panels should be level and stable, and then overlaid with plywood, using appropriate fixings to suit the panels surface – see section on Plywood Overlays.

Underfloor Heating

There are various types of underfloor heating systems available – including hot water pipes embedded in the subfloor and electrical systems that can be laid onto the surface of the subfloor. In all cases, the temperature limitations are the same – the heating system must operate so that the temperature at the subfloor surface (i.e. the adhesive interface) should not exceed 27°C.

The heating system must be commissioned before the floor tiles are installed, to ensure that the subfloor is stable, the heating system is working as required with no leaks or cable breaks.

Underfloor heating should be switched off for 48 hours before, and should not be switched back on until 48 hours have elapsed after installation. It is recommended that the heating is slowly reapplied, avoiding full operating temperature for 7 days.

With underfloor heating systems, it is the responsibility of the manufacturer and/or installer to recommend appropriate procedures and materials for producing a surface suitable for installing floor tiles. For electrical systems, this will require that the heating elements are fully embedded in a well-bonded and appropriate levelling compound, and that the temperature is adequately controlled to maintain the temperature of the subfloor surface at a maximum of 27°C.

Care should be taken in the placing of large insulating items such as rugs, beanbags and towels onto floors containing underfloor heating. This can result in localised “hot-spots” which may lead to discolouration of the tiles. No responsibility can be accepted under these circumstances.

Adhesive Selection and Application

Only Amtico adhesives should be used – others may not give adequate performance and could fail.

Amtico SF Adhesive (UK & Europe)

SF Adhesive is a very low-emissions (EC1 Plus), water-based acrylic adhesive with a working time of 1 hour that is recommended for use in all areas except those subject to heat and moisture.

Amtico PS Adhesive (UK)

PS Adhesive is a water-based acrylic adhesive that has an extended working time of 3 hours and is recommended for all areas except those subject to temperature change or moisture.

Amtico HT Adhesive (UK)

HT Adhesive is a very low emissions (EC1 Plus), single-part, wet-set water-based acrylic adhesive that has very good temperature resistance; it has a working time of 30 minutes.

It is recommended for areas subject to some heat variations, such as conservatories and areas receiving direct sunlight. It is also suitable for use where underfloor heating has been installed.

Amtico HT Extra Adhesive (UK & Europe)

Amtico HT Extra is a single-part, wet-set, water-based adhesive with very low emissions (EC1 Plus). It has a working time of 20 minutes.

It is a highly shear-resistant dispersion adhesive to be used as a wet-set adhesive on absorbent surfaces. It has a short open time, easy application and high-grab adhesion for installing Amtico flooring.

Amtico Universal 2-Part Adhesive (UK & Europe)

Universal 2-Part Adhesive is a wet-set adhesive that can be used for bonding Amtico tiles in wet areas such as bathrooms. It may also be used for high temperature areas. Universal 2-Part has a working time up to 60 minutes, is entirely solvent free and classified as EC1R Plus very low emissions.

Application

Follow the instructions on the packaging. Spread adhesive evenly using an A2 trowel. Do not use worn trowels.

Only spread sufficient adhesive that can be covered within the recommended working time.

Tiles should be rolled with a 45kg (100lbs) roller after installation to flatten the adhesive ridges, and then again approximately 20 minutes after this to ensure full contact.

Always clean away excess adhesive before it is allowed to dry – use a soft cloth moistened with Amtico Adhesive Remover. Dried adhesive can be removed by carefully scraping it off the tile, or by using a 3M red pad moistened with Amtico Adhesive Remover.

Sustainability

Make an impact, but not on the environment.

We're committed to environmental responsibility and the First Collection is a low-level environmental impact product.



"Sustainability is a holistic process – from ethical supply chains to our carbon footprint we're committed to leading standards."

Ben Naylor
Manufacturing and Supply Director



SUSTAINABILITY

We take sustainability seriously. That's why Amtico First achieves international standards for low emissions to promote good air quality and wellbeing and why we're the sustainable choice across all sectors.



BRE Global Green Guide compares flooring specifications and compares their environmental impact on a scale of A+ (lowest environmental impact) to E (greatest environmental impact). Amtico First has been certified with the Finnish air quality mark and achieves an Indoor Air Quality Gold accreditation.



Recognised around the globe, our BSI accreditation represents the latest and highest standard of environmental impact awareness, operational control and use of materials.



PRE-PRODUCTION

We have a sustainable supply chain, customer audited ethical trading policy and commitment to using phthalate-free products, recycled glass beads and bio-based plasticiser.



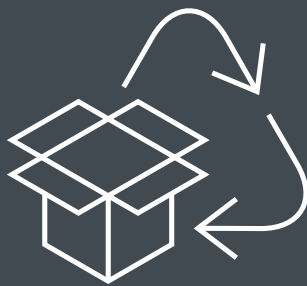
PRODUCTION

First LVT is manufactured using 15% recycled waste content. This flooring is comparable to Green Guide generic elements 821570039 and 821570066 rated as A+/A. Almost all production waste is recycled back into product and Amtico sends zero waste to landfill.




WELLBEING

We pay attention to our health and working conditions, offer support and services to all colleagues to keep ourselves healthy and aware of our wellbeing.



POST-PRODUCTION

All our packaging can be recycled and almost 100% of our internal packaging is reused or recycled. Any flooring we can't reprocess is supplied for other PVC use.



LEADING STANDARDS

Our Environmental Management System is ISO 14001:2015 certified. We're dedicated to raising environmental awareness across suppliers and contractors and support local environmental projects.



POLICY

We set ourselves tough targets to meet environmental commitments through an Environmental Policy, taking care to protect ourselves and our neighbours.

amtico
makes it
possible

**Amtico UK &
European Sales**

Solar Park Southside
Solihull, West Midlands
B90 4SH

UK Sales
+44 (0) 121 745 0800
samples@amtico.com

South European Sales
+44 (0) 121 745 0862
sales.soe@amtico.com

Amtico Head Office

Kingfield Road
Coventry
CV6 5AA
+44 (0) 24 7686 1400
samples@amtico.com

amtico.com

**Amtico International
Germany**

Im Taubental 11
41468 Neuss
+49 (0) 2131 359 16 0
info@amtico.de

**Amtico International
France**

12 Rue Pernelle
75004 Paris
+33 (0) 1 55 38 95 70
info@amtico.fr

**Amtico International
Scandinavia**

Isafjordsgatan 22
164 40 Kista
+46 (0) 8 584 233 24
info@amtico.se

Amtico International Asia

Unit 1907, 19th Floor
Paul Y. Centre
51 Hung To Road, Kwun Tong
Kowloon, Hong Kong
+852 2327 7703
mktgasia@amtico.com

**Amtico International
Middle East, Africa & India**

8th Floor
Building Number 2
J&G DMCC, Dubai, UAE
+971 (0) 50 192 33 46
samples@amtico.com

**Amtico International
Australasia**

Australia and New Zealand
PO BOX 6603, Rouse Hill
NSW 2155, Australia
+61 (0) 477708418
australia.orders@amtico.com

Visit amtico.com for more information on our product range, inspiring ideas, maintenance and installation advice. Every effort is made to achieve accurate reproduction of products in this brochure, however printing limitations can be misleading. Selection of products should be made from actual samples. Samples are small pieces cut from standard tiles. They give only a general indication of the design. Tone and shading can vary slightly from batch to batch and it is not possible to guarantee that the sample will exactly match the material supplied. The policy of the Company is one of continuous development and improvement and the right is reserved to add or delete from the range or change patterns without prior notification. All metric sizes are rounded. All products are manufactured in line with EN649, EN ISO 10582 and EN1307. Brochure correct at the time of printing.

amico
makes it
possible

MLIT.BRE.F8