



GRASPOINTNER
Sustainable innovation.



Black Panther, Pachleitner, Graz – Austria

For those who show the way forward.

Product catalogue

High-tech
knows **no borders**
& **quality**
is respected **worldwide.**



BG-Graspointner Group

Austria	Russia
Belgium	Slovakia
Canada	Switzerland
Czech Republic	Poland
Germany	United Kingdom
Hungary	United States of America
Romania	



Dear customers, business partners and friends,

Word gets around about success and quality – around the world, in our case. Our innovative drainage systems ensure dry and safe runways, roads, sidewalks, squares, terraces and balconies on nearly every continent. I would like to invite you to find out more about what we have to offer. On the pages following you can discover our entire product range. I am certain that we have an optimal solution for your own specific requirements – designed and engineered in Austria, of course.

Sincerely,

Klemens R. Wiese, Group Managing Director



Distribution Partner:

Bosnia & Herzegovina	Germany	Norway
Bulgaria	India	Serbia
Croatia	Italy	Slovenia
Denmark	Lithuania	Sweden
Estonia	North Macedonia	
France	Netherlands	

Contents

BG all over the world: 02 – 03

New products: 05

Areas of use: 06

Material description: 07

Hydraulics: 08 – 09

BG-FILCOTEN..... 10 – 61

- light & light mini 100..... 14 – 15
- light & light mini 150 16 – 17
- light accessories 18

- spot (yard drainage) 20 – 21
- step (Shoe-scraper box)..... 22 – 23
- parkline 24 – 25
- city mini 26 – 27

- tec & tec mini 100 30 – 31
- tec 150..... 32
- tec 200..... 34 – 35

- pro & pro mini 100 36 – 37
- pro & pro mini 150 38 – 39
- pro & pro mini 200 40 – 41
- pro & pro mini 300 44 – 45
- pro 400 46

- green 400..... 48 – 49

- light / tec / pro sump units 50
- tec / pro accessories 52
- light / tec / pro locking systems for gratings 51
- light / tec / pro gratings 54 – 55

- one 150 / 200 56 – 61

BG-CLASSIC 62 – 79

- standard channels 100 / 150 64
- standard channels 200 65

- BGZ-S heavy-duty channels SV 100 / 150..... 66
- BGZ-S heavy-duty channels SV 200 / 300..... 67
- BGZ-S heavy-duty channels 400 / 500 68
- gratings for BGZ-S..... 69

- Concrete channels accessories 70

- BG-SI safety channels 200..... 72
- BG-SL slot channels, profil U..... 73

- Concrete channels sump units 74

- BG-GATIC 76 – 79

BG-FLEX..... 80 – 105

- FA facade channels 130 galvanised steel 82
- FA facade channels 130 stainless steel 83

- FA facade channels 200 galvanised steel 84
- FA facade channels 200 stainless steel 85

- FA facade channels 250 galvanised steel 86
- FA facade channels 250 stainless steel 87

- FA facade channels accessories..... 88

- Key points acc. to Austrian standard B 3691..... 89

- TE terrace slot channels 90
- TM terrace channels 60..... 91

- BGU-Z facade channels 100 92

- Special solutions for steel channels..... 94 – 95

- omega 96 – 99

- sigma & sigma tec 100 – 105

Special products 106 – 107

- sealing system 106
- lifting tools 106

- soft kerbs 107

General 108 – 113

- installation guidelines BG-FILCOTEN 108

- installation guidelines BG-CLASSIC 108

- installation examples 109


- installation examples BG-FLEX 110 – 111

The latest News from the Innovation Workshop ...

New Products for 2020

BG-FILCOTEN step

You can find out more about our extremely durable step product on pages 22 to 23.




BG-FILCOTEN city mini

Find out about our little city product on pages 26 and 27.

BG-BLACKLABEL design line

You can read all about our new designer products on pages 54 to 55.






BG-FLEX sigma tec

You can read more about our stainless steel drainage channel system that is fully adaptable to your needs on pages 100 to 103.


Areas of use

Classification as per EN 1433

Load classes	Areas of use	Channel types
 <p>A 15 Load class 15 kN</p>	<p>Traffic areas which are only used by pedestrians and cyclists and similar areas e.g. urban green and open spaces.</p>	<ul style="list-style-type: none"> • light / spot / step / parkline / tec. 14 – 35 • standard channel 64 – 65 • FA 80 – 88 • TE / TM 90 – 91
 <p>B 125 Load class 125 kN</p>	<p>Sidewalks, pedestrian areas and comparable areas, car parks or car parking decks, garages, driveways.</p>	<ul style="list-style-type: none"> • light / spot 14 – 21 • parkline 24 – 25 • tec. 30 – 35 • standard channel 64 – 65 • omega / sigma / sigma tec 96 – 105
 <p>C 250 Load class 250 kN</p>	<p>Applies only to tops / drainage channels in the curbstone-area, which may extend 0.5 m into the carriageway and 0.2 m into the sidewalk measured from the curbside, and for untraveled road verges.</p>	<ul style="list-style-type: none"> • light 14 – 18 • parkline / city mini 24 – 27 • tec / pro / green 30 – 49 • standard channel 64 – 65 • omega / sigma / sigma tec 96 – 105
 <p>D 400 Load class 400 kN</p>	<p>Carriageways of roads (including pedestrian zones), road verges, car parks and similar fortified thoroughfares.</p>	<ul style="list-style-type: none"> • pro / green 36 – 49 • one 56 – 61 • BGZ-S 66 – 69 • BG-GATIC 76 – 79
 <p>E 600 Load class 600 kN</p>	<p>Private thoroughfares which are used by vehicles with heavy wheel loads, e.g. routes for industrial construction traffic.</p>	<ul style="list-style-type: none"> • pro / green 36 – 49 • one 56 – 61 • BGZ-S 66 – 69 • BG-SI / BG-SL 72 – 73 • BG-GATIC 76 – 79
 <p>F 900 Load class 900 kN</p>	<p>Areas which are used by especially heavy wheel loads, e.g. air traffic areas of commercial airports.</p>	<ul style="list-style-type: none"> • one 56 – 61 • BGZ-S 66 – 69 • BG-SI 72 • BG-GATIC 76 – 79


Materials description

Properties for material selection



Galvanised steel


Steel elements in the channels systems are covered with a protective layer of zinc. To ensure lasting corrosion protection, this layer must itself be protected against mechanical and chemical damage. Contact with calcareous or cement-bound materials (screed, etc.) can destroy or dissolve the protective zinc layer. Condensation also corrodes the protective zinc layer through white rust formation – this is not a defect. Edges cut on-site of galvanised channel bodies and covers are to be suitably treated for corrosion protection.



Stainless steel

Contrary to popular belief, stainless steel can corrode. Base metals (in dust or chip form, for example) cause contact corrosion on stainless steel surfaces, forming „rust spots“. Regular cleaning must be ensured in case of contact with road salt.

For our stainless steel edges and grates, AISI no. 1.4301 (304) is used as standard. Stainless steel gratings made of AISI no. 1.4404 (316) are available for an extra charge.




FILCOTEN HPC

FILCOTEN HPC (High Performance Concrete) is a material that combines excellent technical properties with sustainability. The optimized high-density microstructure of the HPC allows the construction of drainage channels in lightweight design with the same stability and load class as conventional concrete systems. FILCOTEN HPC means economical use of raw materials and unparalleled environmental friendliness: tested and IBR certified¹⁾, thus guaranteed free of harmful substances – and 100% recyclable²⁾.

- High-performance mineral concrete (dense, low-capillary, optimized structure)
- High strength and frost resistance
- Fire protection class A1
- Expansion coefficient identical to concrete
- UV resistance
- Compressive strength far exceeding EN1433 requirements
- Low water absorption and penetration
- 100% recyclability – quality class U-A²⁾
- IBR certified¹⁾, free from: VOCs, Styrene³⁾ and BTEX, heavy metals, radioactivity

More about FILCOTEN HPC on pages 10 and 11.



Concrete

Production and monitoring of the quality requirements in accordance with EN 1433 – monitored and certified according to ISO 9001.



Cast iron

Cast iron has a high resistance against aggressive media such as salt water. The „rust-brown“ discolouration of the cast iron is due to a natural oxidation process and protects from further oxidation. The so-called „rust“ does not weaken the ground material and does not constitute a complaint reason.

Cast iron gratings with EDP (electrophoretic dip painting) are available for a surcharge.

¹⁾ Meets the strict criteria of the Institut für Baubiologie Rosenheim GmbH (IBR)

²⁾ Quality class U-A (certified by the experimental and research Institute for construction Salzburg)

³⁾ No use of synthetic resins

BG-Hydraulics

Shallow channels

	up to class C 250 kN				up to class E 600 kN						
Channel type:	city mini 100	light mini 100	light mini 150	tec mini 100	pro mini 100		pro mini 150		pro mini 200		pro mini 300
Height:	65 mm	55 mm	100 mm	80 mm	60 mm	80 mm	100 mm	120 mm	100 mm	120 mm	120 mm
Capacity (l/m)	2,7	3,5	8,0	4,0	2,3	4,0	8,3	11,3	11,0	14,9	19,5
Qmax (l/s)	0,4	0,3	1,9	0,7	0,2	0,5	0,9	2,3	1,5	2,2	1,5
Precipitation (l/s ha)	maximum area to be drained (m ²)										
200	20	15	95	35	10	25	45	115	75	110	75
250	16	12	76	28	8	20	36	92	60	88	60
300	13	10	63	23	6	16	30	76	50	73	50
350	11	8	54	20	5	14	25	65	42	62	42
400	10	7	47	17	5	12	22	57	37	55	37

BG-FLEX | Steel channels

	FA facade channels (walkable and wheelchair-accessible)						up to class C 250 kN		
Channel type:	FA RB 130		FA RB 200		FA RB 250		omega SW 16	sigma tec NW 100	sigma NW 150
Height:	80 mm	180 mm	50 mm	90 mm	55 mm	90 mm	65 – 200 mm	50 mm	55 mm
Capacity (l/m)	5,9	15,9	5,0	12,0	8,5	17,5	2,3 – 10,3	2,8	8,0
Qmax (l/s)	1,5	7,6	0,8	3,8	1,7	5,5	0,2 – 1,9	0,4	0,8
Precipitation (l/s ha)	maximum area to be drained (m ²)								
200	75	380	40	190	80	270	10 – 95	20	40
250	60	304	32	152	60	220	8 – 76	16	32
300	50	253	26	126	50	180	6,6 – 63	13	26
350	42	217	22	108	40	150	5,7 – 54	11	22
400	37	190	20	95	40	130	5 – 47	10	20

COMMENT: This average calculation of shallow and steel channels is based on a line length of 10 metres and free runout for each channel type specified. In the BG-SIGMA channels results from the low height a very shallow water table, which allows only a small drainage capacity.

This is why BG-SIGMA are predominantly used as evaporation channels (capacity is crucial). We will be pleased to draft an exact hydraulic calculation adapted to local conditions at any time.

Channels without edges

	up to class C 250 kN								
Channel type:	light 100		light 150	BG 100		BG 150		BG 200	
Height:	0	10-0	0	0	10-0	0	10-0	0	10-0
Capacity (l/m)	8,3	13,3	16,8	6,4	16,4	17,8	25,3	27,7	47,7
Qmax (l/s)	2,1	5,5	6,6	1,6	7,2	6,9	12,1	12,2	28,7
Precipitation (l/s ha)	maximum area to be drained (m ²)								
200	100	270	330	80	360	340	600	610	1430
250	80	220	260	60	280	270	480	480	1140
300	70	180	220	50	240	230	400	400	950
350	60	150	180	40	200	190	340	340	820
400	50	130	160	40	180	170	300	300	710

COMMENT: This average calculation is based on a line length of 20 metres and free runout for each channel type specified. We will be pleased to draft an exact hydraulic calculation adapted to local conditions at any time.

BG-FILCOTEN-channels with edges

	up to class C 250 kN				up to class E 600 kN														
Channel type:	tec 100		tec 150	tec 200	pro 100			pro 150			pro 200			pro 300			pro 400		
Height:	0	10-0	0	H=195	0	10-0	20-0	0	10-0	20-0	0	10-0	20-0	0	10-0	20-0	0	10-0	30-0
Capacity (l/m)	8,9	13,9	19,8	25,1	8,3	12,5	16,5	20,4	26,5	31,8	35,7	43,7	50,8	72,8	85,3	95,9	140,0	200,0	
Qmax (l/s)	2,6	5,9	8,4	11,1	2,5	5,3	10,1	9,6	17,1	25,5	21,0	33,4	46,7	49,4	72,1	96,5	146,0	269,0	
Precipitation (l/s ha)	maximum area to be drained (m ²)																		
200	130	290	420	550	120	260	500	480	850	1270	1050	1670	2330	2470	3600	4820	7300	13450	
250	100	230	330	440	100	210	400	380	680	1020	840	1330	1860	1970	2880	3860	5840	10760	
300	80	190	280	370	80	170	330	320	570	850	700	1110	1550	1640	2400	3210	4860	8960	
350	70	160	240	310	70	150	280	270	480	720	600	950	1330	1410	2060	2750	4170	7680	
400	60	140	210	270	60	130	250	240	420	630	520	830	1160	1230	1800	2410	3650	6720	

BG-FILCOTEN one

	up to class F 900 kN			
Channel type:	one 150		one 200	
Height:	0		40-0	
Capacity (l/m)	22,0		52,0	
Qmax (l/s)	12,5		48,0	
Precipitation (l/s ha)	maximum area to be drained (m ²)			
200	625		2400	
250	500		1920	
300	416		1600	
350	357		1370	
400	312		1200	

Channels without edges

	up to class F 900 kN													
Channel type:	BGZ-S SV 100			BGZ-S SV 150			BGZ-S SV 200			BGZ-S SV 300		BGZ-S 400	BGZ-S 500	
Height:	0	10-0	20-0	0	10-0	20-0	0	10-0	20-0	0	BH=615	0	0	
Capacity (l/m)	8,9	13,9	18,9	20,0	27,5	35,0	35,7	45,7	55,7	80,3	122,7	138,0	210,0	
Qmax (l/s)	2,7	5,5	9,0	8,4	13,8	20,2	18,2	26,8	36,5	53,3	111,5	110,0	191,0	
Precipitation (l/s ha)	maximum area to be drained (m ²)													
200	130	270	450	420	690	1010	910	1340	1820	2660	5570	5500	9550	
250	100	220	360	330	550	800	720	1070	1460	2130	4460	4400	7640	
300	90	180	300	280	460	670	600	890	1210	1770	3710	3660	6360	
350	70	150	250	240	390	570	520	760	1040	1520	3180	3140	5450	
400	60	130	220	210	340	500	450	670	910	1330	2780	2750	4770	

COMMENT: This average calculation is based on a line length of 20 metres and free runout for each channel type specified. We will be pleased to draft an exact hydraulic calculation adapted to local conditions at any time.

BG-FILCOTEN When opposites,

FILCOTEN HPC (High Performance Concrete) is a material that unites outstanding technical properties with ecological sustainability. The optimized high-density structure of HPC makes it possible to construct highly stable lightweight drainage channels – but it's the idea behind it that makes it unique.

Unique concept, revolutionary results.

Our engineers wanted to create a thing where two extreme opposites come together: maximum performance with minimum environmental impact.

Maximum performance, minimal environmental impact.

After intensive development work, they achieved their goal at last. FILCOTEN HPC embodies these opposites, making it unique in the marketplace.



Minimal weight

- FILCOTEN HPC enables lightweight construction
- Quick and easy to install
- Dimensionally stable, robust concrete elements



Maximum robustness

- Unsurpassed stability and durability
- High pressure resistance far exceeding the requirements per EN1433



Resistant to extreme temperatures and UV light

- Maximum frost and de-icing salt resistance
- UV-resistant



Fireproof

- Non-combustible building material – Class A1
- Therefore emits no toxic smoke



Perfect hold: in the concrete bed

- Ideal expansion coefficient, identical to that of the surrounding concrete



High drainage performance

- Low water absorption and penetration
- Smooth channel surface for high drainage performance and optimal self-cleaning effect



attract great things.




Verified Life Cycle Assessment

- Greater ecological transparency under ISO 14040/14044 and EN 15804
- Ideal for sustainable construction projects



Sustainable production

- Manufactured using 100% green electricity
- Resource-saving production process



End-to-end resource conservation

- Certified 100% recyclable
- Quality class U-A (certified by the Salzburg Institute for Construction Engineering Research (bvfs)).



Certified for sustainability and low emissions

- Certified environmental and energy management under ISO 14001 or 50001 at the location of Oberwang/AT
- Certified biologically sound construction material that meets the stringent testing criteria of the IBR, the Institut für Baubiologie Rosenheim GmbH, for heavy metals, VOCs, biocides and radioactivity; styrene free



Sustainability

BG-FILCOTEN

Light in weight,
a **heavyweight**
for **performance**.

BG-FILCOTEN

The BG-FILCOTEN systems "light", "point", "step", "parkline" and "city mini" demonstrate impressively how you can have maximum stability without sacrificing low weight. This is because FILCOTEN HPC makes possible an innovative lightweight construction that affords numerous advantages such as easy handling and resource-saving transport. They are also extremely durable thanks to tremendous stability and robustness, which conserves resources, ultimately benefiting your budget.

Application areas

- light, point and step: for home and garden/landscape applications
- parkline and city mini: for parking lots and garages
- city mini: for terraces

 up to class C250



- **BG-FILCOTEN light**

Lightweight channel system with top-resting gratings and no grate-holding frame. Integrated anchoring pockets, load bearing up to class C250.

- **BG-FILCOTEN spot**

Spot drainage outlet for home, yard and garden, load-bearing up to class B125. Optionally available with top attachment to increase volume or inlet for roof gutters.

- **BG-FILCOTEN step**


Innovative shoe-scraper box available in three sizes and with three covers




BG-FILCOTEN light
up to class C | page 14–19



BG-FILCOTEN spot
up to class B | page 20-21



BG-FILCOTEN step
walkable | page 22-23



BG-FILCOTEN parkline
up to class C | page 24-25




BG-FILCOTEN city mini
up to class C | page 26-27

- **BG-FILCOTEN parkline**

Monolithic drainage system for parking garages with low-noise comb profile and flow-optimized ribbed construction.

- **BG-FILCOTEN city mini**

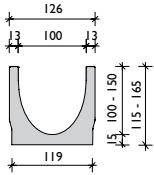

Ideal for parking garages and underground car parks: drainage channel with edge and grating support and protection against longitudinal movement and fiX-locking mechanism.



up to class C250

BG-FILCOTEN

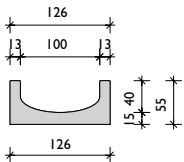
light



BG-FILCOTEN light, nominal width 100

Drainage channel made of FILCOTEN HPC (High Performance Concrete) up to class C, gratings lockable

Item no.	Channel body with safety joint	Slope	Weight	Pc./pallet
I03I1000	light NW 100, no. 0	0,0 %	10,7 kg	30
I03I1050	light NW 100, no. 0, L = 500 mm	0,0 %	5,4 kg	24
I03I1061	light NW 100, no. 5-0	0,0 %	13,4 kg	24
I03I1051	light NW 100, no. 5-0, L = 500 mm, for drilling ²⁾	0,0 %	8,7 kg	24
I03I1062	light NW 100, no. 10-0	0,0 %	16,0 kg	24
30000	Additional charge for channels with outlet DN 100			
I03II001-10	light NW 100, no. 1 to no. 10	0,5 %	11,1 – 15,5 kg	24



BG-FILCOTEN light mini, nominal width 100

Drainage channel made of FILCOTEN HPC (High Performance Concrete) with a very low construction height up to class C

Item no.	Channel body with safety joint	Slope	Weight	Pc./pallet
I01I0000	light mini NW 100, H = 55 mm	0,0 %	7,7 kg	70
30000	Additional charge for channels with outlet DN 100			

Channel body for side and/or bottom drilling


The position of bottom drilling and/or sided drilling (left / right) can be selected. Different diameters depending on the nominal width:

max. sided drilling diameter	
NW 100	∅ 86 mm
NW 150	∅ 130 mm
NW 200	∅ 180 mm

T- or cross-pieces can be produced easily and quickly.



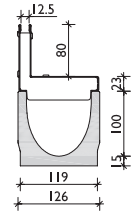
For questions, please contact our technical support team.



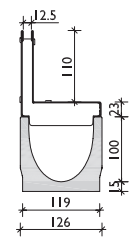
Gratings and accessories

for BG-FILCOTEN light and light mini, nominal width 100

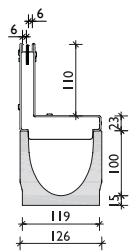
Item no.	Gratings	Load class	Weight	Pc./pallet
17010200	light slotted grating 1000/124/2, SW 8/80	A 15	1,6 kg	240
17010201	light slotted grating 500/124/2, SW 8/80	A 15	0,8 kg	48
17010300	light slotted grating 1000/124/2, SW 8/80, stainless steel ¹⁾	A 15	1,6 kg	240
17010301	light slotted grating 500/124/2, SW 8/80, stainless steel ¹⁾	A 15	0,8 kg	48
17010210	light mesh grating 1000/124/2, MW 30/10	B 125	2,6 kg	180
17010211	light mesh grating 500/124/2, MW 30/10	B 125	1,3 kg	48
17010310	light mesh grating 1000/124/2, MW 30/10, stainless steel ¹⁾	B 125	2,6 kg	180
17010311	light mesh grating 500/124/2, MW 30/10, stainless steel ¹⁾	B 125	1,3 kg	48
17010100	light ductile iron mesh grating 500/124/5, MW 15/25	C 250	2,6 kg	240
17010150	light ductile iron mesh grating 500/124/5, MW 15/25, KTL-coated	C 250	2,6 kg	240
Item no.	BG-FILCOTEN slot tops V asymmetric incl. accessories	Load class	Weight	Pc./pallet
17110237	Slot top V NW 100, 1000/123/103, SH 80, SW 12,5 mm	B 125	4,4 kg	48
17110238	Slot top V NW 100, 500/123/103, SH 80, SW 12,5 mm	B 125	2,2 kg	24
17110297	Maintenance unit V NW 100, 500/123/103, SH 80, SW 12,5 mm	B 125	4,1 kg	24
17110243	Slot top V NW 100, 1000/123/133, SH 110, SW 12,5 mm	C 250	5,4 kg	36
17110244	Slot top V NW 100, 500/123/133, SH 110, SW 12,5 mm	C 250	2,7 kg	24
17110281	Maintenance unit V NW 100, 500/123/133, SH 110, SW 12,5 mm	C 250	5,0 kg	24
17111204	Slot top 2S, Heelproof V NW 100, 1000/123/133, SH 110, SW 2x6 mm	C 250	5,8 kg	36
17111205	Slot top 2S, Heelproof V NW 100, 500/123/133, SH 110, SW 2x6 mm	C 250	3,0 kg	24
17111206	Maintenance unit 2S, Heelproof V NW 100, 500/123/133, SH 110, SW 2x6 mm	C 250	5,3 kg	24
17110280	Front cap V NW 100, variable height 80 – 200 mm, fitting both slot tops		0,1 kg	
37962	Construction time barrier for Slot top SW 12mm and SW 2x6 mm, L = 1000 mm, wood		0,1 kg	
13399	Opening tool for maintenance unit cover – 2 pcs. required, plastic		0,1 kg	
Item no.	BG-FILCOTEN slot tops E asymmetric incl. accessories	Load class	Weight	Pc./pallet
17110337	Slot top E NW 100, 1000/123/103, SH 80, SW 12,5 mm	B 125	4,4 kg	48
17110338	Slot top E NW 100, 500/123/103, SH 80, SW 12,5 mm	B 125	2,2 kg	24
17110397	Maintenance unit E NW 100, 500/123/103, SH 80, SW 12,5 mm	B 125	4,1 kg	24
17110343	Slot top E NW 100, 1000/123/133, SH 110, SW 12,5 mm	C 250	5,4 kg	36
17110344	Slot top E NW 100, 500/123/133, SH 110, SW 12,5 mm	C 250	2,7 kg	24
17110381	Maintenance unit E NW 100, 500/123/133, SH 110, SW 12,5 mm	C 250	5,0 kg	24
17111304	Slot top 2S, Heelproof E NW 100, 1000/123/133, SH 110, SW 2x6 mm	C 250	5,8 kg	36
17111305	Slot top 2S, Heelproof E NW 100, 500/123/133, SH 110, SW 2x6 mm	C 250	3,0 kg	24
17111306	Maintenance unit 2S, Heelproof E NW 100, 500/123/133, SH 110, SW 2x6 mm	C 250	5,3 kg	24
17110380	Front cap E NW 100, variable height 80 – 200 mm, fitting both slot tops		0,1 kg	
37962	Construction time barrier for slot top SW 12mm and SW 2x6 mm, L = 1000 mm, wood		0,1 kg	
13399	Opening tool for maintenance unit cover – 2 pcs. required, plastic		0,1 kg	
Item no.	Accessories	Material	Weight	Pc./pallet
10310094	light sump unit 500/140/500 incl. pipe coupling DN 100 and plastic sediment bucket	FILCOTEN	25,1 kg	10
30056	odour trap for sump unit for backfitting DN 100	plastic	0,1 kg	
30019	odour trap for bottom outlet DN 100	plastic	0,2 kg	
19010230	light front cap	galvanised steel	0,3 kg	
19010232	light end cap with outlet DN 100	galvanised steel	0,4 kg	
19010330	light front cap ¹⁾	stainless steel	0,3 kg	
19010332	light end cap with outlet DN 100 ¹⁾	stainless steel	0,4 kg	
19010200	light mini front cap	galvanised steel	0,1 kg	
19010300	light mini front cap ¹⁾	stainless steel	0,1 kg	
19010902	light installation chairs – set incl. bolts – requirement: number of channels + 1 ³⁾	galvanised steel	0,6 kg	30
32080	light interlocking clip for mesh grating	galvanised steel	0,1 kg	
32067	light interlocking clip for ductile iron mesh grating	black painted	0,1 kg	
32068	light interlocking bracket (bolted) for ductile iron mesh grating	black painted	0,1 kg	



Slot top SW 12,5 class B



Slot top SW 12,5 class C



Slot top 2S, Heelproof SW 2x6, class C

i Slot tops symmetric, for load class D 400 or special parts on request.

Installation guidelines at www.bg-graspointner.com



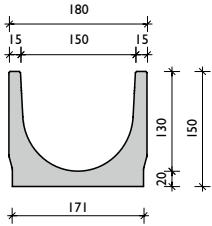

The retaining spring in the ductile iron mesh grating ensures a secure hold of the grating in the channel body.



up to class C250

BG-FILCOTEN

light



BG-FILCOTEN light, nominal width 150

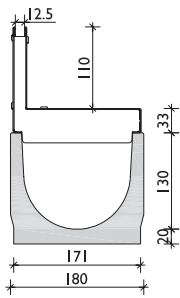
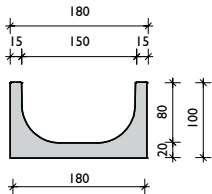

Drainage channel made of FILCOTEN HPC (High Performance Concrete) up to class C, gratings lockable

Item no.	Channel body with safety joint	Slope	Weight	Pc./pallet
10315000	light NW 150, no. 0	0,0 %	20,6 kg	20
10315050	light NW 150, no. 0, L = 500 mm	0,0 %	10,3 kg	16
30001	Additional charge for channels with outlet DN 150			

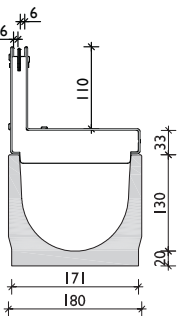
BG-FILCOTEN light mini, nominal width 150

Drainage channel made of FILCOTEN HPC (High Performance Concrete) with a very low construction height up to class C

Item no.	Channel body with safety joint	Slope	Weight	Pc./pallet
10115000	light mini NW 150, H = 100 mm	0,0 %	16,8 kg	32
30001	Additional charge for channels with outlet DN 150			



Slot top SW 12,5
class C



Slot top 2S,
Heelproof
SW 2x6, class C

Gratings and accessories


for BG-FILCOTEN light and light mini, nominal width 150

Item no.	Gratings	Load class	Weight	Pc./pallet
17015200	light slotted grating 1000/178/3, SW 8/130	A 15	2,5 kg	128
17015201	light slotted grating 500/178/3, SW 8/130	A 15	1,3 kg	48
17015210	light mesh grating 1000/178/2, MW 30/10	B 125	4,6 kg	100
17015211	light mesh grating 500/178/2, MW 30/10	B 125	2,3 kg	48
17015100	light ductile iron mesh grating 500/178/7, MW 15/28	C 250	4,6 kg	200
Item no.	BG-FILCOTEN slot tops V asymmetric incl. accessories	Load class	Weight	Pc./pallet
17115243	Slot top V NW 150, 1000/173/143, SH 110, SW 12,5 mm	C 250	6,7 kg	24
17115244	Slot top V NW 150, 500/173/143, SH 110, SW 12,5 mm	C 250	3,3 kg	16
17115281	Maintenance unit V NW 150, 500/173/143, SH 110, SW 12,5 mm	C 250	5,9 kg	16
17116204	Slot top 2S, Heelproof V NW 150, 1000/173/143, SH 110, SW 2x6 mm	C 250	7,0 kg	24
17116205	Slot top 2S, Heelproof V NW 150, 500/173/143, SH 110, SW 2x6 mm	C 250	3,5 kg	16
17116206	Maintenance unit 2S, Heelproof V NW 150, 500/173/143, SH 110, SW 2x6 mm	C 250	6,1 kg	16
17110280	Front cap V NW 150, variable height 80 – 200 mm, fitting both slot tops		0,1 kg	
37962	Construction time barrier for slot top SW 12mm and SW 2x6 mm, L = 1000 mm, wood		0,1 kg	
13399	Opening tool for maintenance unit cover – 2 pcs. required, plastic		0,1 kg	
Item no.	BG-FILCOTEN slot tops E asymmetric incl. accessories	Load class	Weight	Pc./pallet
17115343	Slot top E NW 150, 1000/173/143, SH 110, SW 12,5 mm	C 250	6,7 kg	24
17115344	Slot top E NW 150, 500/173/143, SH 110, SW 12,5 mm	C 250	3,3 kg	16
17115381	Maintenance unit E NW 150, 500/173/143, SH 110, SW 12,5 mm	C 250	5,9 kg	16
17116304	Slot top 2S, Heelproof E NW 150, 1000/173/143, SH 110, SW 2x6mm ¹⁾	C 250	7,0 kg	24
17116305	Slot top 2S, Heelproof E NW 150, 500/173/143, SH 110, SW 2x6mm ¹⁾	C 250	3,5 kg	16
17116306	Maintenance unit 2S, Heelproof ENW 150, 500/173/143, SH 110, SW 2x6mm ¹⁾	C 250	6,1 kg	16
17110380	Front cap E NW 150, variable height 80 – 200 mm, fitting both slot tops		0,1 kg	
37962	Construction time barrier for slot top SW 12mm and SW 2x6 mm, L = 1000 mm, wood		0,1 kg	
13399	Opening tool for maintenance unit cover – 2 pcs. required, plastic		0,1 kg	
Item no.	Accessories	Material	Weight	Pc./pallet
10315092	light sump unit 500/195/650 incl. pipe coupling DN 150 and plastic sediment bucket	FILCOTEN	45,3 kg	8
30030	odour trap made of PVC bends DN 150/87°	plastic	3,9 kg	
30057	odour trap for sump unit for backfitting DN 150	plastic	0,2 kg	
19015230	light front cap	galvanised steel	0,5 kg	
19015232	light end cap with outlet DN 100	galvanised steel	0,4 kg	
19015330	light front cap ¹⁾	stainless steel	0,5 kg	
19015332	light end cap with outlet DN 100 ¹⁾	stainless steel	0,4 kg	
19015200	light mini front cap	galvanised steel	0,3 kg	
19015300	light mini front cap ¹⁾	stainless steel	0,3 kg	
19020902	light installation chairs – set incl. bolts – requirement: number of channels + 1 ³⁾	galvanised steel	0,8 kg	20
32080	light interlocking clip for mesh grating	galvanised steel	0,1 kg	
32067	light interlocking clip for ductile iron mesh grating	black painted	0,1 kg	
32068	light interlocking bracket (bolted) for ductile iron mesh grating	black painted	0,1 kg	




Slot tops symmetric, for load class D 400 or special parts on request.
Installation guidelines at www.bg-graspointner.com


Gratings: BG-FILCOTEN light and light mini, NW 100 and 150



slotted grating **NW 100** SW 8/80, class A, galvanised and stainless steel
slotted grating **NW 150** SW 8/130, class A, galvanised steel




mesh grating MW 30/10, class B **NW 100** galvanised and stainless steel, **NW 150** only galvanised



ductile iron mesh grating, class C MW 15/25 for **NW 100** MW 15/28 for **NW 150**



slot top SW 12,5 mm, class B for **NW 100** galvanised steel and stainless steel, class C for **NW 100 and 150** galvanised steel and stainless steel



slot top 2S, Heelproof SW 2x6 mm, class C, galvanised steel and stainless steel for **NW 100 and 150**

BG-FILCOTEN slot tops




Slot tops are particularly suitable for architecturally challenging surfaces in which the design is just as important as the function.

The narrow slot width of 12,5 mm or the Heelproof slot top with double slot SW 2x6 mm, means that they can be perfectly fitted into the alignment of slots on the surface.

During the entire period of construction, the construction time barrier should remain in the slot top as this prevents deformation or contamination of the system.

The maintenance units are integrated into the channel run. This does not damage the optics of the slot top profile.

The recessed cover of the maintenance unit can quickly and easily be removed for cleaning purposes using a lifting grip.





In-/Outlet cross-section

If channel runs have a length of more than 2 meters, the water flows off just as well with a slot top as with a classic cover.

The reason:


The inlet cross-section of the slot top is – as the inlet cross-section of a classic cover – larger than the flow cross-section of the connected sewer pipe.

The amount of draining water is limited by the drain pipe and not by the inlet cross sections of the grates.



BG-FILCOTEN


light




Prefabricated outlet opening
DN 100 (NW 100)
or DN 150 (NW 150)



Bottom outlet, made
of PVC sewer pipes,
on site installation




a) Odour trap for bottom outlet
consisting of 3 parts
b) Outlet pipe must be inserted
into outlet opening from below
before installation.




c) The two remaining parts
complete the foul-air trap
(only for NW 100)
finished!

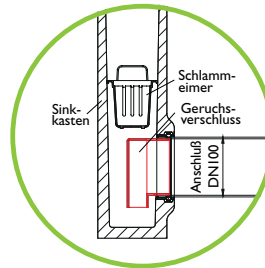
i Positioning of outlet opening: channel end to outlet centre = 250 mm




light sump unit
L=500 mm incl. sediment bucket
made of plastic, to fit NW



odour trap for sump unit for backfitting DN 100/150
Installation: Insert the odour trap from the inside and
connect with the sewage pipe.




Odour trap made of PVC bends
suitable for sump units
with outlets DN 150




a) front cap NW 100 / 150
b) end cap with outlet NW 100
c) end cap with outlet NW 150



front cap
light mini



installation chairs
made of galvanised steel,
to fit NW



Adjustment of the mesh gratings
with interlocking clip



Interlocking clip for ductile
iron mesh gratings



Interlocking clip for
mesh gratings




Interlocking bracket
(bolted) for ductile
iron mesh gratings



Sealant material for sealing the
channel joints, for channels
with safety seam

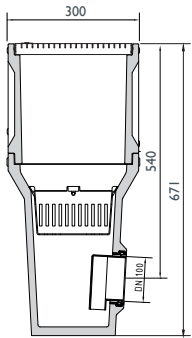
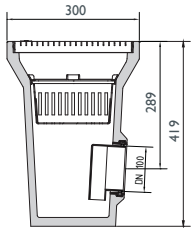
References



up to class B125

BG-FILCOTEN

spot



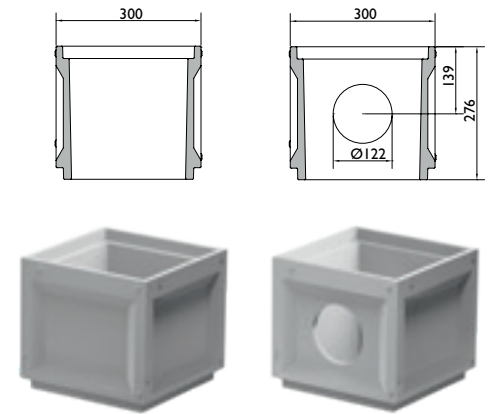
BG-FILCOTEN spot

Yard drainage made of FILCOTEN HPC (High Performance Concrete) – car accessible

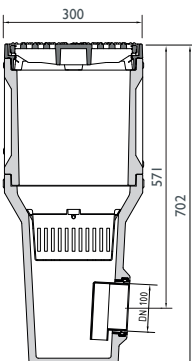
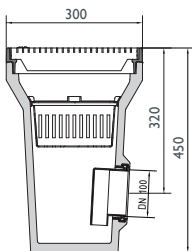
Item no.	spot / class A 15 – car accessible	L/W/H	Weight	Pc./pallet
14130001	spot incl. mesh grating galvanised steel with fiX-locking, MW 25/12,5mm, odour trap and sediment bucket	300/300/419	21,5 kg	16
14130020	spot extension-element	300/300/276	12,3 kg	18
14130023	spot extension-element incl. drilling DN100	300/300/276	11,4 kg	18



spot with mesh grating car accessible incl. odour trap and sediment bucket, extension-element optional



spot extension-element with or without outlet DM 122



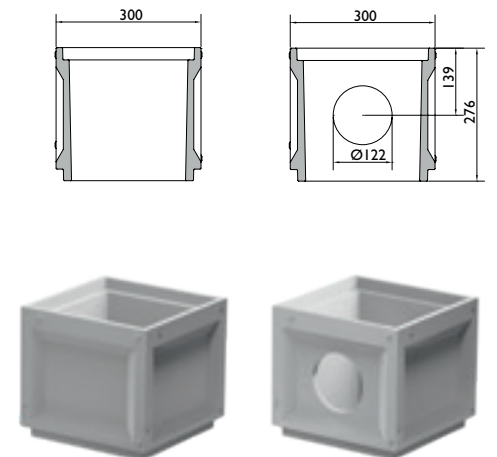
BG-FILCOTEN spot

Yard drainage made of FILCOTEN HPC (High Performance Concrete) incl. cast iron frame – up to class B 125

Item no.	spot incl. cast iron frame / class A 15 – B 125	L/W/H	Weight	Pc./pallet
14130101	spot incl. cast iron frame, mesh grating galvanised steel with fiX-locking, MW 25/12,5 mm, odour trap and sediment bucket	300/300/450	24,8 kg	16
14130102	spot incl. cast iron frame, ductile iron grating (EN-GJS) with fiX-locking, radial design, odour trap and sediment bucket	300/300/450	26,7 kg	16
14130020	spot extension-element	300/300/276	12,3 kg	18
14130023	spot extension-element incl. drilling DN100	300/300/276	11,4 kg	18




spot incl. cast iron frame with mesh grating or ductile iron grating up to class B incl. odour trap and sediment bucket extension-element optional



spot extension-element with or without outlet DM 122 cast iron frame can be transposed


References





BG-FILCOTEN

step



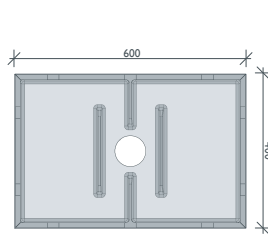
available from 1.4.2020

BG-FILCOTEN step

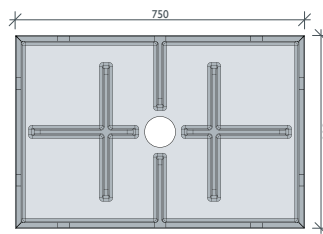
Shoe-scraper box made of FILCOTEN HPC with integrated frame made of galvanised steel (V)

Item no.	Shoe-scraper box	Material	Weight	Pc./pallet
I4155001	step, 600/400/80	FILCOTEN	13,2 kg	20
I4155002	step, 750/500/80	FILCOTEN	18,0 kg	20
I4155003	step, 1000/500/80	FILCOTEN	25,0 kg	10

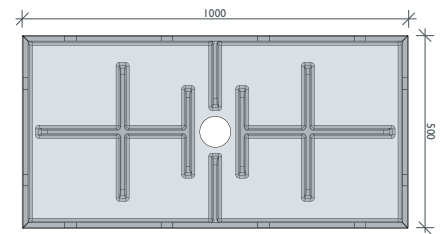
Item no.	Gratings	Material	Weight	Pc./pallet
I7555001	Mesh grating, 600/400/20, MW30/10	galvanised steel	4,8 kg	20
I7555002	Mesh grating, 750/500/20, MW30/10	galvanised steel	6,7 kg	20
I7555003	Mesh grating, 1000/500/20, MW30/10	galvanised steel	9,4 kg	10
I7555011	Rips-mat, anthracite, 600/400/20	alu / rips	3,3 kg	20
I7555012	Rips-mat, anthracite, 750/500/20	alu / rips	5,3 kg	20
I7555013	Rips-mat, anthracite, 1000/500/20	alu / rips	7,0 kg	10
I7555021	Rubber-profile-mat, black, 600/400/20	alu / rubber	4,6 kg	20
I7555022	Rubber-profile-mat, black, 750/500/20	alu / rubber	7,4 kg	20
I7555023	Rubber-profile-mat, black, 1000/500/20	alu / rubber	9,8 kg	10




step 600/400/80




step 750/500/80




step 1000/500/80



Mesh grating MW30/10
galvanised steel



Rips-mat
anthracite



Rubber-profile-mat
black

References




Keeps pace with any challenge

BG-FILCOTEN step is the first shoe scraper made with FILCOTEN HPC. The benefits: lightweight, high-stability construction. An excellent design affords a secure fit and easy installation. Suitable for home front doors and side entrances as well as commercial buildings.


Rubber profile mat, black

- Usable in unroofed areas as well
- Wheelchair compatible, washable




Ribbed mat, anthracite

- For reliable shoe dust and dirt removal
- For roofed areas
- Durable, robust, easy to vacuum



Mesh grating MW30/10

- Robust and corrosion-resistant galvanized steel
- Recommended for unroofed areas

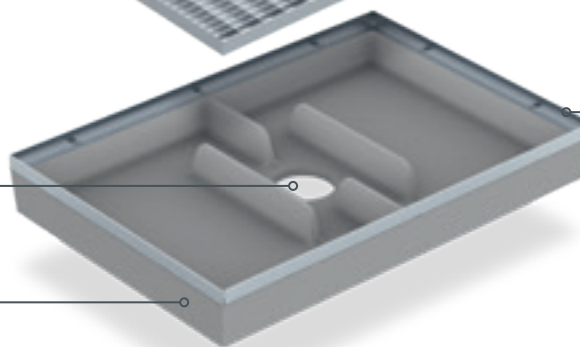


Galvanized steel frame

- Galvanized to afford a long useful life
- Clean, appealing-looking connection to adjacent coverings

Outlet

- Seepage or sewer connection
- DN 100



Box made of FILCOTEN HPC

- Smooth, highly homogeneous surface thanks to FILCOTEN HPC (High Performance Concrete)
- Surface affords easy cleaning

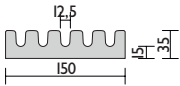

Your benefits at a glance:

- Keeps entrances clean – with mesh grating, ribbed mat or rubber mat
- Secure hold, no shifting when shoe scraping
- Extremely easy to handle, allowing self-installation
- Three sizes to choose from

up to class C250

BG-FILCOTEN

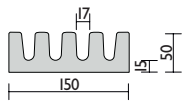
parkline



BG-FILCOTEN parkline, nominal width 150 – BH 35 mm

Channel made of FILCOTEN HPC (High Performance Concrete) up to class C, capacity: 1,1 l/m

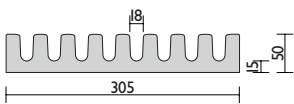

Item no.	Channel body	Slope	Weight	Pc./pallet
12515005	parkline 150, H = 35 mm, SW 12,5 mm	0,0 %	9,2 kg	80
12515075	parkline 151, H = 35 mm, SW 12,5 mm, with outlet	0,0 %	8,9 kg	80
Item no.	Accessories	Material	Weight	Pc./pallet
12515084	Cross corner element, 150/150/35 mm, H=35mm, SW 12,5mm	FILCOTEN	1,3 kg	
12515383	Drain cover, double bridge	stainless steel	0,2 kg	
12515385	Front cap	stainless steel	0,1 kg	
12515296	Installation chairs – set incl. bolts – requirement: number of channels + 1 ³⁾	galvanised steel	0,6 kg	30
12515291	Construction time barrier, 1000/150/14 mm	galvanised steel	1,5 kg	
12515392	Cleaning rake (without handle)	stainless steel	0,3 kg	



BG-FILCOTEN parkline, nominal width 150 – BH 50 mm

Channel made of FILCOTEN HPC (High Performance Concrete) up to class C, capacity: 2,0 l/m

Item no.	Channel body	Slope	Weight	Pc./pallet
12515001	parkline 150, H = 50 mm, SW 17 mm	0,0 %	11,9 kg	60
12515071	parkline 151, H = 50 mm, SW 17 mm, with outlet	0,0 %	11,6 kg	60
Item no.	Accessories	Material	Weight	Pc./pallet
12515081	Cross corner element, 150/150/50mm, H =50mm, SW 17mm	FILCOTEN	1,8 kg	
12515384	Drain cover	stainless steel	0,1 kg	
12515386	Front cap	stainless steel	0,1 kg	
12515296	Installation chairs – set incl. bolts – requirement: number of channels + 1 ³⁾	galvanised steel	0,6 kg	30
12515292	Construction time barrier, 1000/150/14 mm	galvanised steel	1,3 kg	
12515391	Cleaning rake (without handle)	stainless steel	0,2 kg	




BG-FILCOTEN parkline, NW300 – BH 50 mm

Channel made of FILCOTEN HPC (High Performance Concrete) up to class C, capacity: 4,5 l/m

Item no.	Channel body	Slope	Weight	Pc./pallet
12530000	parkline 300, H = 50 mm, SW 18 mm	0,0 %	25,3 kg	30
12530070	parkline 301, H = 50 mm, SW 18 mm, with outlet	0,0 %	25,0 kg	30
Item no.	Accessories	Material	Weight	Pc./pallet
12530080	Cross corner element, 300/300/50mm, H = 50mm, SW 18mm	FILCOTEN	7,6 kg	
12515384	Drain cover	stainless steel	0,1 kg	
12530386	Front cap	stainless steel	0,1 kg	
19030902	Installation chairs – set incl. bolts – requirement: number of channels + 1 ³⁾	galvanised steel	1,1 kg	20
12530291	Construction time barrier, 1000/300/20 mm	galvanised steel	2,8 kg	
12530390	Cleaning rake (without handle)	stainless steel	0,5 kg	



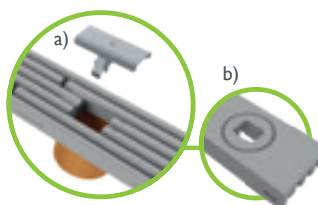
Installation chairs
NW 150, H = 35 mm
& NW 150, H = 50 mm
made of galvanised steel



Installation chairs
NW 300, H = 50 mm
made of galvanised steel




Cross corner element
made of FILCOTEN
for easy construction
of crossings



a) Drain cover made of
stainless steel
b) Outlet






Construction time barrier
to fit nominal width
made of galvanised steel



Front cap




References



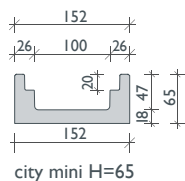
up to class C250

BG-FILCOTEN

city mini



available from 1. 4. 2020



city mini H=65


BG-FILCOTEN city mini

Complete drainage channel made of FILCOTEN HPC (High Performance Concrete)
incl. edge and grating bearing, protection against longitudinal movement and fiX-locking

Item no.	Channel body NW 100	Slope	Weight	Pc./pallet
10810000	city mini NW100, H = 65 mm	0,0 %	10,2 kg	55
10810070	city mini NW100, H = 65 mm, with outlet DN100	0,0 %	10,0 kg	55
Item no.	Accessories	Material	Weight	Pc./pallet
19010001	city mini front cap	FILCOTEN	0,3 kg	
19010390	city mini end cap with outlet DN50	stainless steel	0,2 kg	
Gratings with fiX-locking (no bolt connection) & slot tops class C				
Gratings & slot tops class C – see BG-FILCOTEN tec NW 100				page 31



city mini front cap,
made of FILCOTEN HPC



city mini end cap with outlet
DN50, made of stainless steel

References



Small dimensions, great effect.

The new reference class for parking garages and underground car parks: BG-FILCOTEN city mini: the first drainage channel made entirely of FILCOTEN HPC, with all the corresponding advantages. Extremely stable and robust, yet lightweight and high-performing. A channel that reflects our mission statement: innovation for sustainability.

COMBee design grating

- Made of polyamide PA6; corrosion-free and UV-resistant
- Up to load class C250
- protection against longitudinal movement & fiX-locking
- Anti-slip honeycomb profile

One-material drainage channel

- incl. edge and grating bearing
- protection against longitudinal movement and fiX-locking integrated in the channel body
- Very low construction height of 65 mm

Tongue/groove/tenon system

- Non-directional – randomly layable from either end
- Rebated channel edge seals off the water flow

Front cap

- Made of FILCOTEN HPC

End cap with outlet

- Made of stainless steel
- DN 50

Your benefits at a glance:

- Drainage channel made entirely of FILCOTEN HPC
- Environmentally friendly, stable and lightweight
- Quick and easy installation
- Combine with COMBee design grating for a completely corrosion-free system
- Integrated anchoring pockets
- With optional DN100 drain

Down to
the last **detail,**
the **top choice**
for **professionals.**

BG-FILCOTEN

Be it regular day-to-day business or special projects involving extreme challenges, BG-FILCOTEN tec, pro, green and one are in their element on any terrain. For these drainage systems represent the high art of engineering and the culmination of many years of experience working to meet the needs and requirements of our customers.

Our FILCOTEN HPC (High Performance Concrete) enables intelligent lightweight construction that affords greater drainage performance, convenient installation and maximum stability and robustness for highly efficient solutions.

Class A15 – F900





BG-FILCOTEN tec
up to class C | page 30-35



BG-FILCOTEN pro
up to class E | page 36-47



BG-FILCOTEN green
up to class E | page 48-49



BG-FILCOTEN one
up to class F | page 56-61

- **BG-FILCOTEN tec**

The garden/landscaping box gutter with edge protector for greater loads up to load class C250. Available in two versions with either galvanized steel or stainless steel frame. Includes fiX-locking system.

- **BG-FILCOTEN pro**

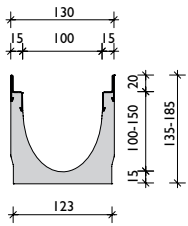

Drainage channel system for professionals with the highest expectations; load class up to E600. Three frames to choose from: galvanized steel, stainless steel or ductile iron. With fiX locking system. Optional screw fastening with the ductile iron frame product version.

- **BG-FILCOTEN green**

This water treatment system delivers maximum sustainability, with filter material certified compliant with the Austrian B2506-3 standard and with Rule Sheet RB45 of the Austrian Water and Waste Management Association (ÖWAV). The product basis is a BG-FILCOTEN pro with a nominal width of 400 mm and a construction height of 640 mm.

- **BG-FILCOTEN one**

Revolutionary monolithic channel system with integrated grating made of FILCOTEN HPC. Maximum robustness, load class up to F900. Inlet slots in a unique S-line design deliver high drainage performance.

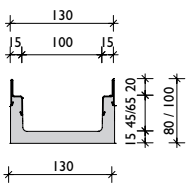


galvanised or stainless steel edge

BG-FILCOTEN tec incl. edges, nominal width 100

Drainage channel made of FILCOTEN HPC (High Performance Concrete) with integrated galvanised (V) or stainless steel edges (E) up to class C

Item no.	Channel body with galvanised steel edge and safety joint	Slope	Weight	Pc./pallet
I0410200	tecV NW 100, no. 0	0,0 %	13,4 kg	30
I0410250	tecV NW 100, no. 0, L = 500 mm	0,0 %	6,6 kg	25
I0410261	tecV NW 100, no. 5-0	0,0 %	16,1 kg	25
I0410251	tecV NW 100, no. 5-0, L = 500 mm, for Drilling ²⁾	0,0 %	9,4 kg	25
I0410262	tecV NW 100, no. 10-0	0,0 %	18,7 kg	25
30000	Additional charge for channels with outlet DN 100			
I0410201-10	tecV NW 100, no. 1 to no. 10	0,5 %	13,4–18,5 kg	25
Item no.	Channel body with stainless steel edge and safety joint	Slope	Weight	Pc./pallet
I0410300	tec E NW 100, no. 0 ¹⁾	0,0 %	13,4 kg	30
I0410350	tec E NW 100, no. 0, L = 500 mm ¹⁾	0,0 %	6,6 kg	25
I0410361	tec E NW 100, no. 5-0 ¹⁾	0,0 %	16,1 kg	25
I0410351	tec E NW 100, no. 5-0, L = 500 mm, for Drilling ¹⁺²⁾	0,0 %	9,4 kg	25
I0410362	tec E NW 100, no. 10-0 ¹⁾	0,0 %	18,7 kg	25
30000	Additional charge for channels with outlet DN 100			
I0410301-10	tec E NW 100, no. 1 to no. 10 ¹⁾	0,5 %	13,4–18,5 kg	25

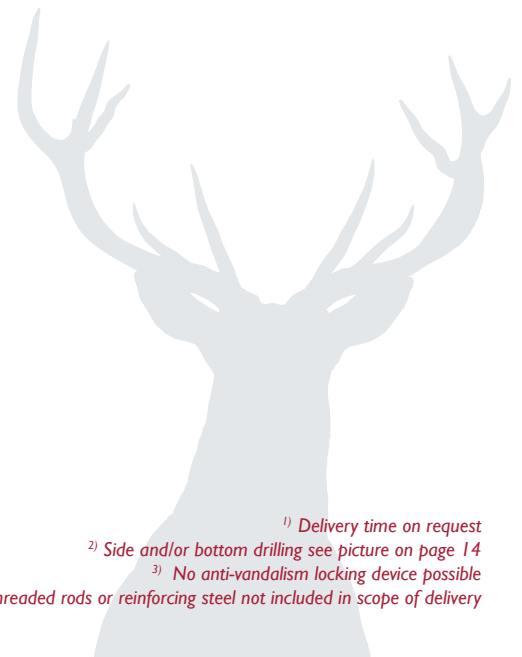


galvanised or stainless steel edge

BG-FILCOTEN tec mini incl. edges, nominal width 100

Drainage channel made of FILCOTEN HPC (High Performance Concrete) with integrated galvanised (V) or stainless steel edge (E) up to class C – very low construction height

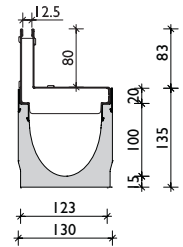
Item no.	Channel body with galvanised steel edge and safety joint	Slope	Weight	Pc./pallet
I0210201	tecV mini NW 100, H = 80 mm	0,0 %	9,1 kg	48
I0210202	tecV mini NW 100, H = 100 mm	0,0 %	10,5 kg	42
30000	Additional charge for channels with outlet DN 100			
Item no.	Channel body with stainless steel edge and safety joint	Slope	Weight	Pc./pallet
I0210301	tec E mini NW 100, H = 80 mm ¹⁾	0,0 %	9,1 kg	48
I0210302	tec E mini NW 100, H = 100 mm ¹⁾	0,0 %	10,5 kg	42
30000	Additional charge for channels with outlet DN 100			



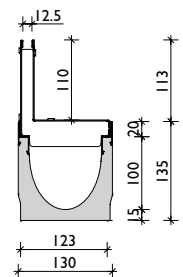
Gratings and accessories

for BG-FILCOTEN tec and tec mini with galvanised (V) or stainless steel edges (E), nominal width 100

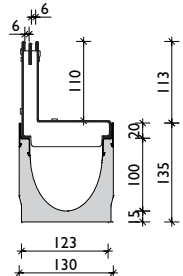
Item no.	Gratings with fiX-locking (no bolt connection)	Load class	Weight	Pc./pallet
17010202	tec slotted grating 1000/122/20, SW 8/80 ³⁾	A 15	1,5 kg	120
17010203	tec slotted grating 500/122/20, SW 8/80 ³⁾	A 15	0,8 kg	48
17010302	tec slotted grating 1000/122/20, SW 8/80, stainless steel ¹⁺³⁾	A 15	1,5 kg	120
17010303	tec slotted grating 500/122/20, SW 8/80, stainless steel ¹⁺³⁾	A 15	0,8 kg	48
17010206	tec slotted grating 1000/122/20, SW 8/80 ¹⁺³⁾	C 250	4,5 kg	60
17010207	tec slotted grating 500/122/20, SW 8/80 ¹⁺³⁾	C 250	2,2 kg	48
17010306	tec slotted grating 1000/122/20, SW 8/80, stainless steel ¹⁺³⁾	C 250	4,5 kg	60
17010307	tec slotted grating 500/122/20, SW 8/80, stainless steel ¹⁺³⁾	C 250	2,2 kg	48
17010204	tec perforated grating 1000/122/20, Ø 6,0 mm	A 15	1,9 kg	120
17010205	tec perforated grating 500/122/20, Ø 6,0 mm	A 15	1,0 kg	48
17010304	tec perforated grating 1000/122/20, Ø 6,0 mm, stainless steel ¹⁾	A 15	1,9 kg	120
17010305	tec perforated grating 500/122/20, Ø 6,0 mm, stainless steel ¹⁾	A 15	1,0 kg	48
17010228	tec perforated grating 1000/122/20, Ø 6,0 mm ¹⁾	C 250	3,3 kg	96
17010229	tec perforated grating 500/122/20, Ø 6,0 mm ¹⁾	C 250	1,7 kg	48
17010328	tec perforated grating 1000/122/20, Ø 6,0 mm, stainless steel ¹⁾	C 250	3,3 kg	96
17010329	tec perforated grating 500/122/20, Ø 6,0 mm, stainless steel ¹⁾	C 250	1,7 kg	48
17010220	tec mesh grating 1000/122/20, MW 30/10	B 125	2,8 kg	120
17010221	tec mesh grating 500/122/20, MW 30/10	B 125	1,4 kg	48
17010222	tec mesh grating 1000/122/20, MW 30/10	C 250	3,3 kg	120
17010223	tec mesh grating 500/122/20, MW 30/10	C 250	1,6 kg	48
17010322	tec mesh grating 1000/122/20, MW 30/10, stainless steel ¹⁾	C 250	3,3 kg	120
17010323	tec mesh grating 500/122/20, MW 30/10, stainless steel ¹⁾	C 250	1,6 kg	48
17010401	tec COMBee design grating 500/123/20, Ø 7,3 mm, plastic PA6 ³⁾	B 125	0,9 kg	160
17010402	tec COMBee design grating 500/123/20, Ø 7,3 mm, plastic PA6 ³⁾	C 250	1,1 kg	160
17010111	tec ductile iron slotted grating 500/122/20, SW 10/100	B 125	2,6 kg	240
17010101	tec ductile iron elongated bar grating 500/122/20, MW 29/13	C 250	3,2 kg	240
17010106	tec ductile iron elongated bar grating 500/122/20, MW 29/6, narrow SW tec design gratings – different designs ¹⁺³⁾	C 250	3,6 kg	240
32087	tec anti-vandalism locking device / 2 pcs. required per grating	stainless steel	0,1 kg	
Item no.	BG-FILCOTEN slot tops V asymmetric incl. accessories	Load class	Weight	Pc./pallet
17110237	Slot top V NW 100, 1000/123/103, SH 80, SW 12,5 mm	B 125	4,4 kg	48
17110238	Slot top V NW 100, 500/123/103, SH 80, SW 12,5 mm	B 125	2,2 kg	24
17110297	Maintenance unit V NW 100, 500/123/103, SH 80, SW 12,5 mm	B 125	4,1 kg	24
17110243	Slot top V NW 100, 1000/123/133, SH 110, SW 12,5 mm	C 250	5,4 kg	36
17110244	Slot top V NW 100, 500/123/133, SH 110, SW 12,5 mm	C 250	2,7 kg	24
17110281	Maintenance unit V NW 100, 500/123/133, SH 110, SW 12,5 mm	C 250	5,0 kg	24
17111204	Slot top 2S, Heelproof V NW 100, 1000/123/133, SH 110, SW 2x6 mm	C 250	5,8 kg	36
17111205	Slot top 2S, Heelproof V NW 100, 500/123/133, SH 110, SW 2x6 mm	C 250	3,0 kg	24
17111206	Maintenance unit 2S, Heelproof V NW 100, 500/123/133, SH 110, SW 2x6 mm	C 250	5,3 kg	24
17110280	Front cap V NW 100, variable height 80 – 200 mm, fitting both slot tops		0,1 kg	
37962	Construction time barrier for Slot top SW 12mm and SW 2x6 mm, L = 1000 mm, wood		0,1 kg	
13399	Opening tool for maintenance unit cover – 2 pcs. required, plastic		0,1 kg	
Item no.	BG-FILCOTEN slot tops E asymmetric incl. accessories	Load class	Weight	Pc./pallet
17110343	Slot top E NW 100, 1000/123/133, SH 110, SW 12,5 mm	C 250	5,4 kg	36
17110344	Slot top E NW 100, 500/123/133, SH 110, SW 12,5 mm	C 250	2,7 kg	24
17110381	Maintenance unit E NW 100, 500/123/133, SH 110, SW 12,5 mm	C 250	5,0 kg	24
17111304	Slot top 2S, Heelproof E NW 100, 1000/123/133, SH 110, SW 2x6 mm	C 250	5,8 kg	36
17111305	Slot top 2S, Heelproof E NW 100, 500/123/133, SH 110, SW 2x6 mm	C 250	3,0 kg	24
17111306	Maintenance unit 2S, Heelproof E NW 100, 500/123/133, SH 110, SW 2x6 mm	C 250	5,3 kg	24
17110380	Front cap E NW 100, variable height 80 – 200 mm, fitting both slot tops		0,1 kg	
37962	Construction time barrier for Slot top SW 12mm and SW 2x6 mm, L = 1000 mm, wood		0,1 kg	
13399	Opening tool for maintenance unit cover – 2 pcs. required, plastic		0,1 kg	
Item no.	Accessories	Material	Weight	Pc./pallet
10410293	tec sump unit V 500/144/500 incl. pipe coupling DN 100 and plastic sediment bucket	FILCOTEN	24,2 kg	10
10410393	tec sump unit E 500/144/500 incl. pipe coupling DN 100 and plastic sediment bucket ¹⁾	FILCOTEN	24,2 kg	10
30030	Odour trap made of PVC bends DN 150/87°	plastic	3,9 kg	
30056	Odour trap for sump unit for backfitting DN 100	plastic	0,1 kg	
30019	Odour trap for bottom outlet DN 100	plastic	0,2 kg	
19010230	tec front cap	galvanised steel	0,3 kg	
19010231	tec end cap with outlet DN 100	galvanised steel	0,4 kg	
19010330	tec front cap ¹⁾	stainless steel	0,3 kg	
19010331	tec end cap with outlet DN 100 ¹⁾	stainless steel	0,4 kg	
19010200	tec mini front cap	galvanised steel	0,1 kg	
19010300	tec mini front cap ¹⁾	stainless steel	0,1 kg	
19010902	tec installation chairs – set incl. bolts – requirement: number of channels + 1 ⁴⁾	galvanised steel	0,6 kg	30



Slot top SW 12,5
class B



Slot top
SW 12,5 class C

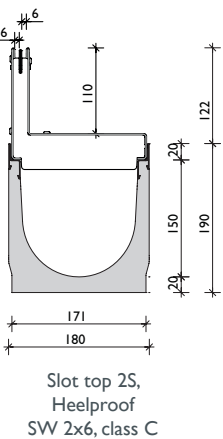
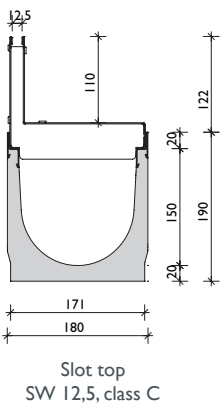
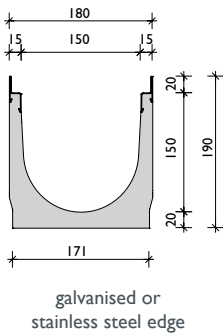



Slot top 2S,
Heelproof
SW 2x6, class C



Slot tops symmetric,
for load class D 400 or
special parts on request.

Installation guidelines at
www.bg-graspoinetner.com



BG-FILCOTEN tec incl. edges, nominal width 150

Drainage channel made of FILCOTEN HPC (High Performance Concrete) with integrated galvanised (V) or stainless steel edge (E), up to class C

Item no.	Channel body with galvanised steel edge and safety joint	Slope	Weight	Pc./pallet
10415200	tecV NW 150, no. 0	0,0 %	22,2 kg	16
10415250	tecV NW 150, no. 0, L = 500 mm	0,0 %	11,2 kg	16
30001	Additional charge for channels with outlet DN 150			
Item no.	Channel body with stainless steel edge and safety joint	Slope	Weight	Pc./pallet
10415300	tec E NW 150, no. 0 ¹⁾	0,0 %	22,2 kg	16
10415350	tec E NW 150, no. 0, L = 500 mm ¹⁾	0,0 %	11,2 kg	16
30001	Additional charge for channels with outlet DN 150			

Gratings and accessories

for BG-FILCOTEN tec with galvanised (V) or stainless steel edge (E), NW 150


NEW

Item no.	Gratings with fix-locking (no bolt connection)	Load class	Weight	Pc./pallet
17015220	tec mesh grating 1000/172/20, MW 30/10	B 125	4,6 kg	68
17015221	tec mesh grating 500/172/20, MW 30/10	B 125	2,4 kg	48
17015222	tec mesh grating 1000/172/20, MW 30/10	C 250	6,9 kg	68
17015223	tec mesh grating 500/172/20, MW 30/10	C 250	3,6 kg	48
17015322	tec mesh grating 1000/172/20, MW 30/10, stainless steel ¹⁾	C 250	6,9 kg	68
17015323	tec mesh grating 500/172/20, MW 30/10, stainless steel ¹⁾	C 250	3,6 kg	48
17015111	tec ductile iron slotted grating 500/172/20, SW 10/150	B 125	4,5 kg	128
17015101	tec ductile iron elongated bar grating 500/172/20, MW 29/13	C 250	5,1 kg	128
32088	tec anti-vandalism locking device / 2 pcs. required per grating	stainless steel	0,1 kg	
Item no.	BG-FILCOTEN slot tops V asymmetric incl. accessories	Load class	Weight	Pc./pallet
17115243	Slot top V NW 150, 1000/173/143, SH 110, SW 12,5 mm	C 250	6,7 kg	24
17115244	Slot top V NW 150, 500/173/143, SH 110, SW 12,5 mm	C 250	3,3 kg	16
17115281	Maintenance unit V NW 150, 500/173/143, SH 110, SW 12,5 mm	C 250	5,9 kg	16
17116204	Slot top 2S, Heelproof V NW 150, 1000/173/143, SH 110, SW 2x6 mm	C 250	7,0 kg	24
17116205	Slot top 2S, Heelproof V NW 150, 500/173/143, SH 110, SW 2x6 mm	C 250	3,5 kg	16
17116206	Maintenance unit 2S, Heelproof V NW 150, 500/173/143, SH 110, SW 2x6 mm	C 250	6,1 kg	16
17110280	Front cap V NW 150, variable height 80 – 200 mm, fitting both slot tops		0,1 kg	
37962	Construction time barrier for Slot top SW 12mm and SW 2x6 mm, L = 1000 mm, wood		0,1 kg	
13399	Opening tool for maintenance unit-Abdeckung – 2 pcs. required, plastic		0,1 kg	
Item no.	BG-FILCOTEN slot tops E asymmetric incl. accessories	Load class	Weight	Pc./pallet
17115343	Slot top E NW 150, 1000/173/143, SH 110, SW 12,5 mm	C 250	6,7 kg	24
17115344	Slot top E NW 150, 500/173/143, SH 110, SW 12,5 mm	C 250	3,3 kg	16
17115381	Maintenance unit E NW 150, 500/173/143, SH 110, SW 12,5 mm	C 250	5,9 kg	16
17116304	Slot top 2S, Heelproof E NW 150, 1000/173/143, SH 110, SW 2x6 mm ¹⁾	C 250	7,0 kg	24
17116305	Slot top 2S, Heelproof E NW 150, 500/173/143, SH 110, SW 2x6 mm ¹⁾	C 250	3,5 kg	16
17116306	Maintenance unit 2S, Heelproof E NW 150, 500/173/143, SH 110, SW 2x6 mm ¹⁾	C 250	6,1 kg	16
17110380	Front cap E NW 150, variable height 80 – 200 mm, fitting both slot tops		0,1 kg	
37962	Construction time barrier for Slot top SW 12mm and SW 2x6 mm, L = 1000 mm, wood		0,1 kg	
13399	Opening tool for maintenance unit cover – 2 pcs. required, plastic		0,1 kg	
Item no.	Accessories	Material	Weight	Pc./pallet
10415292	tec sump unit V 500/197/650 incl. pipe coupling DN 150 and plastic sediment bucket	FILCOTEN	40,3 kg	8
10415392	tec sump unit E 500/197/650 incl. pipe coupling DN 150 and plastic sediment bucket ¹⁾	FILCOTEN	40,3 kg	8
30030	Odour trap made of PVC bends DN 150/87°	plastic	3,9 kg	
30057	Odour trap for sump unit for backfitting DN 150	plastic	0,2 kg	
19015230	tec front cap	galvanised steel	0,5 kg	
19015231	tec end cap with outlet DN 150	galvanised steel	0,6 kg	
19015330	tec front cap ¹⁾	stainless steel	0,5 kg	
19015331	tec end cap with outlet DN 150 ¹⁾	stainless steel	0,6 kg	
19020902	tec installation chairs – set incl. bolts – requirement: number of channels + 1 ²⁾	galvanised steel	0,8 kg	20



Slot tops symmetric, for load class D 400 or special parts on request.
Installation guidelines at www.bg-graspointner.com

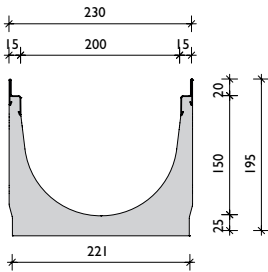

References



up to class C250

BG-FILCOTEN

tec



galvanised or stainless steel edge

BG-FILCOTEN tec incl. edges, nominal width 200

Drainage channel made of FILCOTEN HPC (High Performance Concrete) with integrated galvanised (V) or stainless steel edge (E), up to class C

Item no.	Channel body with galvanised steel edge and safety joint	Slope	Weight	Pc./pallet
I0220200	tec V NW 200, H = 195 mm	0,0 %	30,2 kg	12
I0220250	tec V NW 200, H = 195 mm, L = 500 mm	0,0 %	15,1 kg	12
30002	Additional charge for channels with outlet DN 200			
Item no.	Channel body with stainless steel edge and safety joint	Slope	Weight	Pc./pallet
I0220300	tec E NW 200, H = 195 mm ¹⁾	0,0 %	30,2 kg	12
I0220350	tec E NW 200, H = 195 mm, L = 500 mm ¹⁾	0,0 %	15,1 kg	12
30002	Additional charge for channels with outlet DN 200			


Gratings and accessories

for BG-FILCOTEN tec with galvanised (V) or stainless steel edge (E), nominal width 200


Item no.	Gratings with fiX-locking (no bolt connection)	Load class	Weight	Pc./pallet
I7020228	tec perforated grating 1000/222/20, Ø 6,0 mm	C 250	13,5 kg	60
I7020229	tec perforated grating 500/222/20, Ø 6,0 mm	C 250	6,7 kg	28
I7020328	tec perforated grating 1000/222/20, Ø 6,0 mm, stainless steel ¹⁾	C 250	13,5 kg	60
I7020329	tec perforated grating 500/222/20, Ø 6,0 mm, stainless steel ¹⁾	C 250	6,7 kg	28
I7020220	tec mesh grating 1000/222/20, MW 30/10	B 125	6,0 kg	60
I7020221	tec mesh grating 500/222/20, MW 30/10	B 125	3,1 kg	28
I7020222	tec mesh grating 1000/222/20, MW 30/10	C 250	8,8 kg	60
I7020223	tec mesh grating 500/222/20, MW 30/10	C 250	4,5 kg	28
I7020322	tec mesh grating 1000/222/20, MW 30/10, stainless steel ¹⁾	C 250	8,8 kg	60
I7020323	tec mesh grating 500/222/20, MW 30/10, stainless steel ¹⁾	C 250	4,5 kg	28
I7020101	tec ductile iron elongated bar grating 500/222/20, MW 29/13	C 250	7,3 kg	98
32089	tec anti-vandalism locking device 2 pcs. required per grating	stainless steel	0,1 kg	
Item no.	Accessories	Material	Weight	Pc./pallet
I0220292	tec sump unit V 500/260/650 incl. pipe coupling DN 200 and plastic sediment bucket	FILCOTEN	48,7 kg	6
I0220392	tec sump unit E 500/260/650 incl. pipe coupling DN 200 and plastic sediment bucket ¹⁾	FILCOTEN	48,7 kg	6
30040	Odour trap made of PVC bends DN 200/87°	plastic	7,4 kg	
I9020230	tec front cap	galvanised steel	0,8 kg	
I9020232	tec end cap with outlet DN 150	galvanised steel	0,5 kg	
I9020330	tec front cap ¹⁾	stainless steel	0,8 kg	
I9020332	tec end cap with outlet DN 150 ¹⁾	stainless steel	0,5 kg	
I9020902	tec installation chairs – set incl. bolts – requirement: number of channels + 1 ²⁾	galvanised steel	0,8 kg	20




Gratings: BG-FILCOTEN tec and tec mini NW 100 and tec NW 150, 200




Slotted grating, class A and C galvanised or stainless steel, SW 8/80 / for **NW 100**




Mesh grating, class B – galvanised steel and class C galvanised or stainless steel, MW 30/10, for all **NW**




Perforated grating, galvanised or stainless steel, Ø 6,0 mm class A and C for **NW 100** class C for **NW 200**



Design grate different designs for **NW 100**



Slot top SW 12,5 mm, class B for **NW 100** – galvanised steel, class C for **NW 100 and 150** galvanised and stainless steel




Slot top 2S, Heelproof SW 2x6 mm, class C, galvanised and stainless steel, for **NW 100 and 150**



COMBee design grate Ø 7,3 mm, class B and C plastic PA6, for **NW 100**




Ductile iron elongated bar grating MW 29/13, class C for all **NW**



Ductile iron elongated bar grating MW 29/6 narrow SW, class C, for **NW 100**



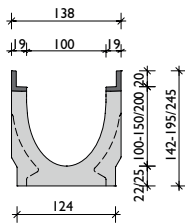
Ductile iron slotted grating SW 10/100, 10/150 class B – for **NW 100 and 150**



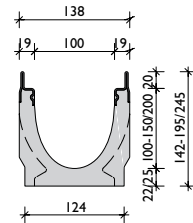
BG-FILCOTEN pro incl. edges, nominal width 100

Drainage channel made of FILCOTEN HPC (High Performance Concrete) with integrated ductile iron (G), galvanised (V) or stainless steel edge (E), up to class E

Item no.	Channel body with ductile iron edge and safety joint	Slope	Weight	Pc./pallet
10610100	pro G NW 100, no. 0	0,0 %	19,1 kg	25
10610180	pro G NW 100, no. 0, L = 500 mm	0,0 %	9,7 kg	20
10610161	pro G NW 100, no. 5-0	0,0 %	22,6 kg	20
10610181	pro G NW 100, no. 5-0, L = 500 mm, for drilling ²⁾	0,0 %	13,5 kg	20
10610162	pro G NW 100, no. 10-0	0,0 %	26,1 kg	20
10610164	pro G NW 100, no. 20-0	0,0 %	32,0 kg	15
30000	Additional charge for channels with outlet DN 100			
10610101-10	pro G NW 100, no. 1 to no. 10	0,5 %	19,5 – 25,4 kg	20
Item no.	Channel body with galvanised steel edge and safety joint	Slope	Weight	Pc./pallet
10610200	pro V NW 100, no. 0	0,0 %	18,3 kg	25
10610280	pro V NW 100, no. 0, L = 500 mm	0,0 %	9,6 kg	20
10610261	pro V NW 100, no. 5-0	0,0 %	21,6 kg	20
10610281	pro V NW 100, no. 5-0, L = 500 mm, for drilling ²⁾	0,0 %	13,2 kg	20
10610262	pro V NW 100, no. 10-0	0,0 %	24,9 kg	20
10610264	pro V NW 100, no. 20-0	0,0 %	31,0 kg	15
30000	Additional charge for channels with outlet DN 100			
10610201-10	pro V NW 100, no. 1 to no. 10	0,5 %	18,6 – 24,6 kg	20
Item no.	Channel body with stainless steel edge and safety joint	Slope	Weight	Pc./pallet
10610300	pro E NW 100, no. 0 ¹⁾	0,0 %	18,3 kg	25
30000	Additional charge for channels with outlet DN 100			
10610301-10	pro E NW 100, no. 1 to no. 10 ¹⁾	0,5 %	18,6 – 24,6 kg	20



ductile iron edge



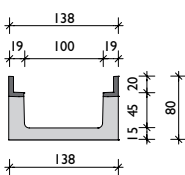
galvanised or stainless steel edge



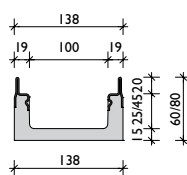
BG-FILCOTEN pro mini incl. edges, nominal width 100

Drainage channel made of FILCOTEN HPC (High Performance Concrete) with integrated ductile iron (G), galvanised (V) or stainless steel edge (E), up to class E – very low construction height

Item no.	Channel body with ductile iron edge and safety joint	Slope	Weight	Pc./pallet
10510101	pro G mini NW 100, H = 80 mm	0,0 %	11,1 kg	40
30000	Additional charge for channels with outlet DN 100			
Item no.	Channel body with galvanised steel edge and safety joint	Slope	Weight	Pc./pallet
10510200	pro V mini NW 100, H = 60 mm	0,0 %	9,1 kg	50
10510201	pro V mini NW 100, H = 80 mm	0,0 %	10,7 kg	40
30000	Additional charge for channels with outlet DN 100			
Item no.	Channel body with stainless steel edge and safety joint	Slope	Weight	Pc./pallet
10510300	pro E mini NW 100, H = 60 mm ¹⁾	0,0 %	9,1 kg	50
10510301	pro E mini NW 100, H = 80 mm ¹⁾	0,0 %	10,7 kg	40
30000	Additional charge for channels with outlet DN 100			



ductile iron edge



galvanised or stainless steel edge

¹⁾ Delivery time on request

²⁾ Side and/or bottom drilling see picture on page 14

³⁾ No anti-vandalism locking device possible

⁴⁾ Bolting only possible when used with cast iron edges / locking device kit to be ordered separately

³⁾ Threaded rods or reinforcing steel not included in scope of delivery

Gratings and accessories


for BG-FILCOTEN pro and pro mini with ductile iron edge (G), galvanised (V) or stainless steel edge (E), NW 100

Item no.	gratings with fiX-locking (no bolt connection)	Load class	Weight	Pc./pallet
17010222	pro mesh grating 1000/122/20, MW 30/10	C 250	3,3 kg	120
17010223	pro mesh grating 500/122/20, MW 30/10	C 250	1,6 kg	48
17010322	pro mesh grating 1000/122/20, MW 30/10, stainless steel ¹⁾	C 250	3,3 kg	120
17010323	pro mesh grating 500/122/20, MW 30/10, stainless steel ¹⁾	C 250	1,6 kg	48
17010226	pro mesh grating 1000/122/20, MW 25/10 ¹⁾	D 400	7,4 kg	96
17010227	pro mesh grating 500/122/20, MW 25/10 ¹⁾	D 400	3,8 kg	48
17010326	pro mesh grating 1000/122/20, MW 25/10, stainless steel ¹⁾	D 400	7,4 kg	96
17010327	pro mesh grating 500/122/20, MW 25/10, stainless steel ¹⁾	D 400	3,8 kg	48
17010206	pro slotted grating 1000/122/20, SW 8/80 ¹⁺³⁾	C 250	4,5 kg	60
17010207	pro slotted grating 500/122/20, SW 8/80 ¹⁺³⁾	C 250	2,2 kg	48
17010306	pro slotted grating 1000/122/20, SW 8/80, stainless steel ¹⁺³⁾	C 250	4,5 kg	60
17010307	pro slotted grating 500/122/20, SW 8/80, stainless steel ¹⁺³⁾	C 250	2,2 kg	48
17010228	pro perforated grating 1000/122/20, Ø 6,0 mm ¹⁾	C 250	3,3 kg	96
17010229	pro perforated grating 500/122/20, Ø 6,0 mm ¹⁾	C 250	1,7 kg	48
17010328	pro perforated grating 1000/122/20, Ø 6,0 mm, stainless steel ¹⁾	C 250	3,3 kg	96
17010329	pro perforated grating 500/122/20, Ø 6,0 mm, stainless steel ¹⁾	C 250	1,7 kg	48
17010402	pro COMBee-design grating 500/123/20, Ø 7,3 mm, plastic PA6 ³⁾	C 250	1,1 kg	160
17010101	pro ductile iron elongated bar grating 500/122/20, MW 29/13	C 250	3,2 kg	240
17010106	pro ductile iron elongated bar grating 500/122/20, MW 29/6, narrow SW	C 250	3,6 kg	240
17010104	pro ductile iron elongated bar grating 500/122/20, MW 29/13	D 400	3,4 kg	240
17010110	pro ductile iron elongated bar grating 500/122/20, MW 28/9	D 400	3,4 kg	240
17010105	pro ductile iron slotted grating 500/122/20, SW 14/100	E 600	3,8 kg	240
17010183	pro ductile iron design grating „KIARO“ 500/122/20, SW 7 ¹⁾	D 400	4,1 kg	240
17010184	pro ductile iron design grating „VIA“ 500/122/20, SW 7 ¹⁾	D 400	3,6 kg	240
17010180	pro ductile iron design grating „VILLE“ 500/122/20, SW 7 ¹⁾	E 600	5,2 kg	240
32087	pro anti-vandalism locking device 2 pcs. required per grating	stainless steel	0,1 kg	
Item no.	Gratings 4 point bolted (only in ductile iron edge)	Load class	Weight	Pc./pallet
17010103	pro ductile iron elongated bar grating 500/122/20, MW 22/13 ⁴⁾	E 600	4,2 kg	240
32103	pro locking device kit for ductile iron elongated bar grating class E (1 pc. bolt, 1 pc. nut - 8 pcs. required per m)			
32109	pro locking device kit stainless steel for ductile iron elongated bar grating class E (1 pc. bolt, 1 pc. nut - 8 pcs. required per m)			
Item no.	BG-FILCOTEN slot tops V / E asymmetric incl. accessories	Load class	Weight	Pc./pallet
	Slot tops class C – see FILCOTEN tec NW 100			
	Slot tops class D – on request			
Item no.	Accessories	Material	Weight	Pc./pallet
10610192	pro sump unit G 500/145/600 incl. pipe coupling DN 100 and plastic sediment bucket	FILCOTEN	33,1 kg	10
10610292	pro sump unit V 500/145/600 incl. pipe coupling DN 100 and plastic sediment bucket	FILCOTEN	32,6 kg	10
10610392	pro sump unit E 500/145/600 incl. pipe coupling DN 100 and plastic sediment bucket ¹⁾	FILCOTEN	32,6 kg	10
30056	Odour trap for sump unit for backfitting DN 100	plastic	0,1 kg	
30019	Odour trap for bottom outlet DN 100	plastic	0,2 kg	
19010230	pro front cap (no. 0 – 10-0)	galvanised steel	0,3 kg	
19010231	pro end cap with outlet DN 100 (no. 0 – 10-0)	galvanised steel	0,4 kg	
19010215	pro front cap (no. 20-0)	galvanised steel	0,3 kg	
19010216	pro end cap with outlet DN 100 (no. 20-0)	galvanised steel	0,4 kg	
19010330	pro front cap (no. 0 – 10-0) ¹⁾	stainless steel	0,3 kg	
19010331	pro end cap with outlet DN 100 (no. 0 – 10-0) ¹⁾	stainless steel	0,4 kg	
19010315	pro front cap (no. 20-0) ¹⁾	stainless steel	0,3 kg	
19010316	pro end cap with outlet DN 100 (no. 20-0) ¹⁾	stainless steel	0,4 kg	
19010200	pro mini front cap	galvanised steel	0,1 kg	
19010300	pro mini front cap ¹⁾	stainless steel	0,1 kg	
19010902	pro installation chairs – set incl. bolts – requirement: number of channels + 1 ⁵⁾	galvanised steel	0,6 kg	30

 NEW
NEW

up to class E600


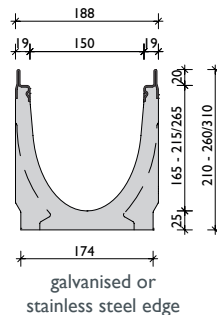
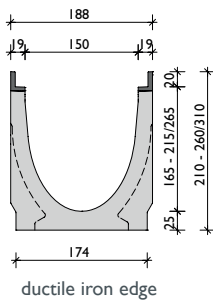
BG-FILCOTEN pro



BG-FILCOTEN pro incl. edges, nominal width 150

Drainage channel made of FILCOTEN HPC (High Performance Concrete) with integrated ductile iron (G), galvanized (V) or stainless steel edge (E) up to class E

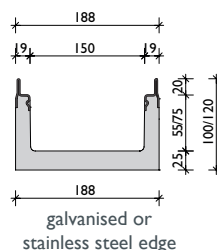
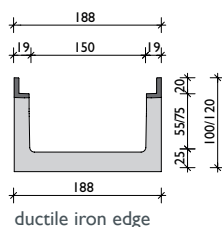
Item no.	Channel body with ductile iron edge and safety joint	Slope	Weight	Pc./pallet
10615100	pro G NW 150, no. 0	0,0 %	31,8 kg	16
10615180	pro G NW 150, no. 0, L = 500 mm	0,0 %	15,7 kg	16
10615161	pro G NW 150, no. 5-0	0,0 %	35,6 kg	12
10615181	pro G NW 150, no. 5-0, L = 500 mm, for drilling ²⁾	0,0 %	21,2 kg	16
10615162	pro G NW 150, no. 10-0	0,0 %	38,8 kg	12
10615164	pro G NW 150, no. 20-0	0,0 %	48,7 kg	8
30001	Additional charge for channels with outlet DN 150			
10615101-10	pro G NW 150, no. 1 to no. 10	0,5 %	32,5 – 38,5 kg	12
Item no.	Channel body with galvanized steel edge and safety joint	Slope	Weight	Pc./pallet
10615200	pro V NW 150, no. 0	0,0 %	30,8 kg	16
10615280	pro V NW 150, no. 0, L = 500 mm	0,0 %	15,2 kg	16
10615261	pro V NW 150, no. 5-0	0,0 %	34,6 kg	12
10615281	pro V NW 150, no. 5-0, L = 500 mm, for drilling ²⁾	0,0 %	20,7 kg	16
10615262	pro V NW 150, no. 10-0	0,0 %	37,8 kg	12
10615264	pro V NW 150, no. 20-0	0,0 %	47,7 kg	8
30001	Additional charge for channels with outlet DN 150			
10615201-10	pro V NW 150, no. 1 to no. 10	0,5 %	31,5 – 37,5 kg	12
Item no.	Channel body with stainless steel edge and safety joint	Slope	Weight	Pc./pallet
10615300	pro E NW 150, no. 0 ¹⁾	0,0 %	30,8 kg	16
30001	Additional charge for channels with outlet DN 150			
10615301-10	pro E NW 150, no. 1 to no. 10 ¹⁾	0,5 %	31,5 – 37,5 kg	12



BG-FILCOTEN pro mini incl. edges, nominal width 150

Drainage channel made of FILCOTEN HPC (High Performance Concrete) with integrated ductile iron (G), galvanized (V) or stainless steel edge (E) up to class E – very low construction height

Item no.	Channel body with ductile iron edge and safety joint	Slope	Weight	Pc./pallet
10515102	pro G mini NW 150, H = 100 mm	0,0 %	19,8 kg	24
10515100	pro G mini NW 150, H = 120 mm ¹⁾	0,0 %	21,7 kg	20
30001	Additional charge for channels with outlet DN 150			
Item no.	Channel body with galvanized steel edge and safety joint	Slope	Weight	Pc./pallet
10515202	pro V mini NW 150, H = 100 mm	0,0 %	18,9 kg	24
10515200	pro V mini NW 150, H = 120 mm ¹⁾	0,0 %	20,2 kg	20
30001	Additional charge for channels with outlet DN 150			
Item no.	Channel body with stainless steel edge and safety joint	Slope	Weight	Pc./pallet
10515302	pro E mini NW 150, H = 100 mm ¹⁾	0,0 %	18,9 kg	24
10515300	pro E mini NW 150, H = 120 mm ¹⁾	0,0 %	20,2 kg	20
30001	Additional charge for channels with outlet DN 150			



¹⁾ Delivery time on request

²⁾ Side and/or bottom drilling see picture on page 14

³⁾ No anti-vandalism locking device possible

⁴⁾ Bolting only possible when used with cast iron edges / locking device kit to be ordered separately

³⁾ Threaded rods or reinforcing steel not included in scope of delivery



Gratings and accessories



for BG-FILCOTEN pro and pro mini with ductile iron (G), galvanised (V) or stainless steel edge (E), NW 150

Item no.	gratings with fiX-locking (no bolt connection)	Load class	Weight	Pc./pallet
17015222	pro mesh grating 1000/172/20, MW 30/10	C 250	6,9 kg	68
17015223	pro mesh grating 500/172/20, MW 30/10	C 250	3,6 kg	48
17015322	pro mesh grating 1000/172/20, MW 30/10, stainless steel ¹⁾	C 250	6,9 kg	68
17015323	pro mesh grating 500/172/20, MW 30/10, stainless steel ¹⁾	C 250	3,6 kg	48
17015226	pro mesh grating 1000/172/20, MW 25/10 ¹⁾	D 400	10,4 kg	68
17015227	pro mesh grating 500/172/20, MW 25/10 ¹⁾	D 400	5,3 kg	48
17015101	pro ductile iron elongated bar grating 500/172/20, MW 29/13	C 250	5,1 kg	128
17015104	pro ductile iron elongated bar grating 500/172/20, MW 29/13	D 400	5,2 kg	128
17015110	pro ductile iron elongated bar grating 500/172/20, MW 28/9	D 400	5,5 kg	128
17015105	pro ductile iron slotted grating 500/172/20, SW 14/150	E 600	7,0 kg	96
17015183	pro ductile iron design grating „KIARO“ 500/172/20, SW 7 ¹⁾	D 400	6,0 kg	128
17015184	pro ductile iron design grating „VIA“ 500/172/20, SW 7 ¹⁾	D 400	5,6 kg	128
17015180	pro ductile iron design grating „VILLE“ 500/172/20, SW 7 ¹⁾	E 600	8,6 kg	128
32088	pro anti-vandalism locking device 2 pcs. required per grating	stainless steel	0,1 kg	
				NEW NEW
Item no.	gratings 4 point bolted (only in ductile iron edge)	Load class	Weight	Pc./pallet
17015103	pro ductile iron elongated bar grating 500/172/20, MW 22/13 ⁴⁾	E 600	7,2 kg	128
17015108	pro ductile iron slotted grating 500/172/20, SW 14/150 ⁴⁾	D 400	5,5 kg	128
32103	pro locking device kit for ductile iron grating class D and E (1 pc. bolt, 1 pc. nut – 8 pcs. required per m)			
32109	pro locking device kit stainless steel for ductile iron grating class D and E (1 pc. bolt, 1 pc. nut – 8 pcs. required per m)			
Item no.	BG-FILCOTEN slot tops V / E asymmetric incl. accessories	Load class	Weight	Pc./pallet
	Slot tops class C – see FILCOTEN tec NW 150 Slot tops class D – on request			
Item no.	Accessories	Material	Weight	Pc./pallet
10615192	pro sump unit G 500/200/690 incl. pipe coupling DN 150 and plastic sediment bucket	FILCOTEN	45,3 kg	8
10615292	pro sump unit V 500/200/690 incl. pipe coupling DN 150 and plastic sediment bucket	FILCOTEN	44,8 kg	8
10615392	pro sump unit E 500/200/690 incl. pipe coupling DN 150 and plastic sediment bucket ¹⁾	FILCOTEN	44,8 kg	8
30030	Odour trap made of PVC bends DN 150/87°	plastic	3,9 kg	
30057	Odour trap for sump unit for backfitting DN 150	plastic	0,2 kg	
19015230	pro front cap (no. 0 – 10-0)	galvanised steel	0,5 kg	
19015231	pro end cap with outlet DN 150 (no. 0 – 10-0)	galvanised steel	0,6 kg	
19015215	pro front cap (no. 20-0)	galvanised steel	0,6 kg	
19015216	pro end cap with outlet DN 150 (no. 20-0)	galvanised steel	0,7 kg	
19015330	pro front cap (no. 0 – 10-0) ¹⁾	stainless steel	0,5 kg	
19015331	pro end cap with outlet DN 150 (no. 0 – 10-0) ¹⁾	stainless steel	0,6 kg	
19015315	pro front cap (no. 20-0) ¹⁾	stainless steel	0,6 kg	
19015316	pro end cap with outlet DN 150 (no. 20-0) ¹⁾	stainless steel	0,7 kg	
19015200	pro mini front cap (H=100 and H=120 mm)	galvanised steel	0,3 kg	
19015300	pro mini front cap (H=100 and H=120 mm) ¹⁾	stainless steel	0,3 kg	
19020902	pro installation chairs – set incl. bolts – requirement: number of channels + 1 ⁵⁾	galvanised steel	0,8 kg	20



up to class E600


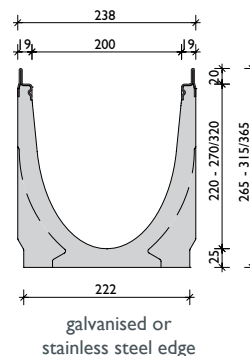
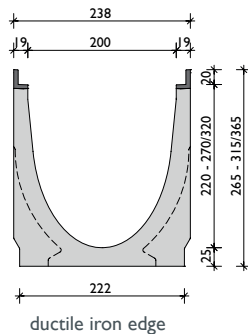
BG-FILCOTEN pro



BG-FILCOTEN pro incl. edges, nominal width 200

Drainage channel made of FILCOTEN HPC (High Performance Concrete) with integrated ductile iron (G), galvanized (V) or stainless steel edge (E) up to class E

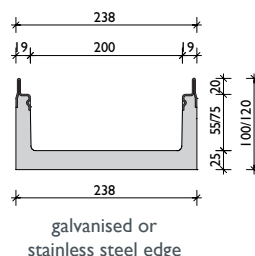
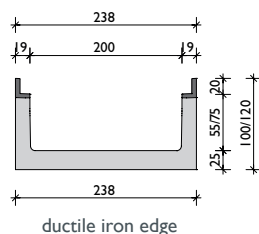
Item no.	Channel body with ductile iron edge and safety joint	Slope	Weight	Pc./pallet
10620100	pro G NW 200, no. 0	0,0 %	45,0 kg	9
10620180	pro G NW 200, no. 0, L = 500 mm	0,0 %	22,6 kg	12
10620161	pro G NW 200, no. 5-0	0,0 %	50,3 kg	6
10620181	pro G NW 200, no. 5-0, L = 500 mm, for drilling ²⁾	0,0 %	30,1 kg	12
10620162	pro G NW 200, no. 10-0	0,0 %	55,3 kg	6
10620164	pro G NW 200, no. 20-0	0,0 %	65,6 kg	6
30002	Additional charge for channels with outlet DN 200			
10620101-10	pro G NW 200, no. 1 to no. 10	0,5 %	45,5 – 54,9 kg	6
Item no.	Channel body with galvanized steel edge and safety joint	Slope	Weight	Pc./pallet
10620200	pro V NW 200, no. 0	0,0 %	44,0 kg	9
10620280	pro V NW 200, no. 0, L = 500 mm	0,0 %	22,1 kg	12
10620261	pro V NW 200, no. 5-0	0,0 %	49,3 kg	6
10620281	pro V NW 200, no. 5-0, L = 500 mm, for drilling ²⁾	0,0 %	29,6 kg	12
10620262	pro V NW 200, no. 10-0	0,0 %	54,3 kg	6
10620264	pro V NW 200, no. 20-0	0,0 %	64,6 kg	6
30002	Additional charge for channels with outlet DN 200			
10620201-10	pro V NW 200, no. 1 to no. 10	0,5 %	44,5 – 53,9 kg	6
Item no.	Channel body with stainless steel edge and safety joint	Slope	Weight	Pc./pallet
10620300	pro E NW 200, no. 0 ¹⁾	0,0 %	44,0 kg	9
30002	Additional charge for channels with outlet DN 200			
10620301-10	pro E NW 200, no. 1 to no. 10 ¹⁾	0,5 %	44,5 – 53,9 kg	6



BG-FILCOTEN pro mini incl. edges, nominal width 200

Drainage channel made of FILCOTEN HPC (High Performance Concrete) with integrated ductile iron (G), galvanized (V) or stainless steel edge (E) up to class E – very low construction height

Item no.	Channel body with ductile iron edge and safety joint	Slope	Weight	Pc./pallet
10520102	pro G mini NW 200, H = 100 mm	0,0 %	22,8 kg	24
10520100	pro G mini NW 200, H = 120 mm ¹⁾	0,0 %	24,4 kg	18
30002	Additional charge for channels with outlet DN 200			
Item no.	Channel body with galvanized steel edge and safety joint	Slope	Weight	Pc./pallet
10520202	pro V mini NW 200, H = 100 mm	0,0 %	21,3 kg	24
10520200	pro V mini NW 200, H = 120 mm ¹⁾	0,0 %	23,2 kg	18
30002	Additional charge for channels with outlet DN 200			
Item no.	Channel body with stainless steel edge and safety joint	Slope	Weight	Pc./pallet
10520302	pro E mini NW 200, H = 100 mm ¹⁾	0,0 %	21,3 kg	24
10520300	pro E mini NW 200, H = 120 mm ¹⁾	0,0 %	23,2 kg	18
30002	Additional charge for channels with outlet DN 200			



¹⁾ Delivery time on request

²⁾ Side and/or bottom drilling see picture on page 14

³⁾ No anti-vandalism locking device possible

⁴⁾ Bolting only possible when used with cast iron edges / locking device kit to be ordered separately

³⁾ Threaded rods or reinforcing steel not included in scope of delivery


Gratings and accessories

for BG-FILCOTEN pro and pro mini with ductile iron (G), galvanised (V) or stainless steel edge (E), NW 200


Item no.	Gratings with fiX-locking (no bolt connection)	Load class	Weight	Pc./pallet
17020222	pro mesh grating 1000/222/20, MW 30/10	C 250	8,8 kg	60
17020223	pro mesh grating 500/222/20, MW 30/10	C 250	4,5 kg	28
17020322	pro mesh grating 1000/222/20, MW 30/10, stainless steel ¹⁾	C 250	8,8 kg	60
17020323	pro mesh grating 500/222/20, MW 30/10, stainless steel ¹⁾	C 250	4,5 kg	28
17020226	pro mesh grating 1000/222/20, MW 25/10 ¹⁾	D 400	15,7 kg	30
17020227	pro mesh grating 500/222/20, MW 25/10 ¹⁾	D 400	8,0 kg	14
17020228	pro perforated grating 1000/222/20, Ø 6,0 mm ¹⁾	C 250	13,5 kg	60
17020229	pro perforated grating 500/222/20, Ø 6,0 mm ¹⁾	C 250	6,7 kg	28
17020328	pro perforated grating 1000/222/20, Ø 6,0 mm, stainless steel ¹⁾	C 250	13,5 kg	60
17020329	pro perforated grating 500/222/20, Ø 6,0 mm, stainless steel ¹⁾	C 250	6,7 kg	28
17020101	pro ductile iron elongated bar grating 500/222/20, MW 29/13	C 250	7,3 kg	98
17020104	pro ductile iron elongated bar grating 500/222/20, MW 29/13	D 400	7,7 kg	98
17020105	pro ductile iron slotted grating 500/222/20, SW 14/200	E 600	8,9 kg	98
17020183	pro ductile iron design grating „KIARO“ 500/222/20, SW 7 ¹⁾	D 400	7,9 kg	70
17020184	pro ductile iron design grating „VIA“ 500/222/20, SW 6 ¹⁾	D 400	8,2 kg	70
17020180	pro ductile iron design grating „VILLE“ 500/222/20, SW 7 ¹⁾	E 600	10,8 kg	70
32089	pro anti-vandalism locking device / 2 pcs. required per grating	stainless steel	0,1 kg	
				NEW NEW
Item no.	Gratings 4 point bolted (only in ductile iron edge)	Load class	Weight	Pc./pallet
17020103	pro ductile iron elongated bar grating 500/222/20, MW 22/13 ⁴⁾	E 600	8,8 kg	98
17020108	pro ductile iron slotted grating 500/222/20, SW 14/200 ⁴⁾	D 400	7,9 kg	98
32103	pro locking device kit for ductile iron grating class D and E (1 pc. bolt, 1 pc. nut – 8 pcs. required per m)			
32109	pro locking device kit stainless steel for ductile iron grating class D and E (1 pc. bolt, 1 pc. nut – 8 pcs. required per m)			
Item no.	Accessories	Material	Weight	Pc./pallet
10620192	pro sump unit G 500/265/750 incl. pipe coupling DN 200 and plastic sediment bucket	FILCOTEN	49,1 kg	6
10620292	pro sump unit V 500/265/750 incl. pipe coupling DN 200 and plastic sediment bucket	FILCOTEN	48,7 kg	6
10620392	pro sump unit E 500/265/750 incl. pipe coupling DN 200 and plastic sediment bucket ¹⁾	FILCOTEN	48,7 kg	6
30040	Odour trap made of PVC bends DN 200/87°	plastic	7,4 kg	
19020230	pro front cap (no. 0 – 10-0)	galvanised steel	0,8 kg	
19020231	pro end cap with outlet DN 200 (no. 0 – 10-0)	galvanised steel	1,1 kg	
19020215	pro front cap (no. 20-0)	galvanised steel	0,9 kg	
19020216	pro end cap with outlet DN 200 (no. 20-0)	galvanised steel	1,2 kg	
19020330	pro front cap (no. 0 – 10-0) ¹⁾	stainless steel	0,8 kg	
19020331	pro end cap with outlet DN 200 (no. 0 – 10-0) ¹⁾	stainless steel	1,1 kg	
19020315	pro front cap (no. 20-0) ¹⁾	stainless steel	0,9 kg	
19020316	pro end cap with outlet DN 200 (no. 20-0) ¹⁾	stainless steel	1,2 kg	
19015200	pro mini front cap (H=100 and H=120 mm)	galvanised steel	0,3 kg	
19015300	pro mini front cap (H=100 and H=120 mm) ¹⁾	stainless steel	0,3 kg	
19020902	pro installation chairs – set incl. bolts – requirement: number of channels + 1 ⁵⁾	galvanised steel	0,8 kg	20



Gratings: BG-FILCOTEN pro and pro mini NW 100, 150, 200




Mesh grating MW 30/10
class C, galvanised & stainless steel
for NW 100 to 200



Mesh grating MW 25/10, class D
NW 100 – galvanised & stainless steel
NW 150 and 200 – galvanised steel



Slotted grating SW 8/80,
class C, galvanised &
stainless steel, for NW 100




Perforated grating, Ø 6,0 mm,
class C, galvanised & stainless steel
for NW 100 and 200



ductile iron slotted grating
SW 14/100, 14/150, 14/200
for NW 100 to 200
class E, with fiX-locking
for NW 150 to 200, class D, 4 point bolted



COMBee design grate
Ø 7,3 mm, class C
plastic PA6, for NW 100



ductile iron elongated bar grating
MW 29/6 class C, narrow SW
for NW 100



ductile iron elongated bar grating
MW 29/13, class C or D
for NW 100 to 200



ductile iron elongated bar grating
MW 28/9, class D
for NW 100 and 150




ductile iron elongated bar grating
MW 22/13, class E – 4 point bolted only
available in cast iron edge,
for NW 100 to 200



NEW

ductile iron design grate
KIARO, class D, SW 7
for NW 100 to 200



NEW

ductile iron design grate
VIA, class D, SW 6-7
for NW 100 to 200



ductile iron design grate
VILLE, class E, SW 7
for NW 100 to 200



References



up to class E600

BG-FILCOTEN

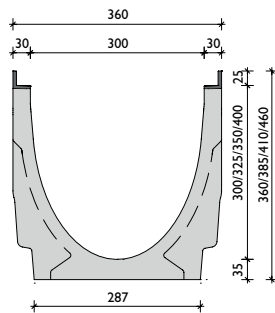
pro



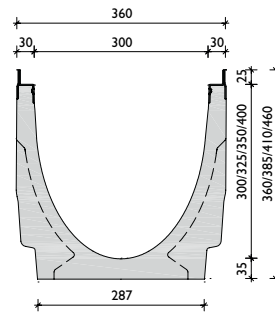
BG-FILCOTEN pro incl. edges, nominal width 300

Drainage channel made of FILCOTEN HPC (High Performance Concrete) with integrated ductile iron (G) or galvanised steel edge (V), up to class E


Item no.	Channel body with ductile iron edge and safety joint	Slope	Weight	Pc./pallet
I0630100	pro G NW 300, no. 0	0,0 %	77,3 kg	6
I0630180	pro G NW 300, no. 0, L = 500 mm	0,0 %	38,8 kg	4
I0630161	pro G NW 300, no. 5-0 ¹⁾	0,0 %	83,9 kg	6
I0630162	pro G NW 300, no. 10-0 ¹⁾	0,0 %	90,3 kg	6
I0630164	pro G NW 300, no. 20-0 ¹⁾	0,0 %	110,7 kg	6
30002	Additional charge for channels with outlet DN 200			
I0630101-10	pro G NW 300, no. 1 to no. 10 ¹⁾	0,5 %	78,0–89,7 kg	6
Item no.	Channel body with galvanised steel edge and safety joint	Slope	Weight	Pc./pallet
I0630200	pro V NW 300, no. 0	0,0 %	75,6 kg	6
I0630280	pro V NW 300, no. 0, L = 500 mm	0,0 %	37,9 kg	4
I0630261	pro V NW 300, no. 5-0 ¹⁾	0,0 %	82,2 kg	6
I0630262	pro V NW 300, no. 10-0 ¹⁾	0,0 %	88,6 kg	6
I0630264	pro V NW 300, no. 20-0 ¹⁾	0,0 %	109 kg	6
30002	Additional charge for channels with outlet DN 200			
I0630201-10	pro V NW 300, no. 1 to no. 10 ¹⁾	0,5 %	76,3–88,0 kg	6



ductile iron edge



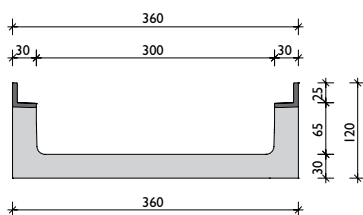
galvanised steel edge



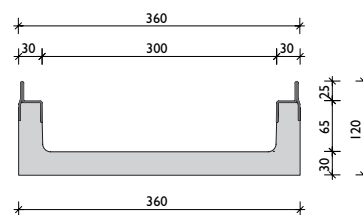
BG-FILCOTEN pro mini incl. edges, nominal width 300

Drainage channel made of FILCOTEN HPC (High Performance Concrete) with integrated ductile iron (G) or galvanised steel edge (V), up to class E – very low construction height

Item no.	Channel body with ductile iron edge and safety joint	Slope	Weight	Pc./pallet
I0530100	pro G mini NW 300, H = 120 mm	0,0 %	37,9 kg	12
30002	Additional charge for channels with outlet DN 200			
Item no.	Channel body with galvanised steel edge and safety joint	Slope	Weight	Pc./pallet
I0530200	pro V mini NW 300, H = 120 mm ¹⁾	0,0 %	36,2 kg	12
30002	Additional charge for channels with outlet DN 200			



ductile iron edge
BH 120 mm



galvanised steel edge
BH 120 mm



¹⁾ Delivery time on request

²⁾ Locking device kit to be ordered separately

³⁾ Threaded rods or reinforcing steel not included in scope of delivery


Gratings and accessories

for BG-FILCOTEN pro and pro mini with ductile iron (G) or galvanised steel edge (V), nominal width 300


Item no.	Gratings with fiX-locking – 4 point bolting device	Load class	Weight	Pc./pallet
17030222	pro mesh grating 1000/347/25, MW 30/10 ²⁾ without fiX-locking	C 250	23,1 kg	24
17030223	pro mesh grating 500/347/25, MW 30/10 ²⁾ without fiX-locking	C 250	11,6 kg	24
17030102	pro ductile iron elongated bar grating 500/347/25, MW 29/13 ²⁾	D 400	15,2 kg	30
17030103	pro ductile iron elongated bar grating 500/347/25, MW 29/13 ²⁾	E 600	17,9 kg	30
17030108	pro ductile iron slotted grating 500/347/25, SW 16/300 ²⁾	D 400	17,4 kg	30
17030183	pro ductile iron design grating „KIARO“ 500/347/25, SW 7 ¹⁺²⁾ without fiX-locking	D 400	19,3 kg	30
17030184	pro ductile iron design grating „VIA“ 500/347/25, SW 6 ¹⁺²⁾ without fiX-locking	D 400	16,9 kg	30
17030180	pro ductile iron design grating „VILLE“ 500/347/25, SW 8 ¹⁺²⁾ without fiX-locking	E 600	20,0 kg	30
32112	pro locking device kit for mesh grating class C (1 pc. bolt, 1 pc. nut – 4 pcs. required per m)			
32110	pro locking device kit for ductile iron grating class D and E (1 pc. bolt, 1 pc. nut - 8 pcs. required per m)			
32122	pro locking device kit stainless steel for ductile iron grating class D and E (1 pc. bolt, 1 pc. nut - 8 pcs. required per m)			
Item no.	Accessories	Material	Weight	Pc./pallet
10630192	Sump unit G 560/520/950, 2-teilig, incl. pipe coupling DN 200 and sediment bucket made of galvanised steel	FILCOTEN	127,0 kg	2
10630292	Sump unit V 560/520/950, 2-teilig, incl. pipe coupling DN 200 and sediment bucket made of galvanised steel	FILCOTEN	126,2 kg	2
30040	odour trap made of PVC bends DN 200/87°	plastic	7,4 kg	
19030213	pro front cap (no. 0 – 20-0)	galvanised steel	1,7 kg	
19030214	pro end cap with outlet DN 200 (no. 0 – 20-0)	galvanised steel	1,6 kg	
19030210	pro mini front cap (H=120 mm)	galvanised steel	0,5 kg	
19030902	pro installation chairs – set incl. bolts – requirement: number of channels + ¹³⁾	galvanised steel	1,1 kg	20

NEW
NEW

Gratings: BG-FILCOTEN pro and pro mini NW 300




Mesh grating MW 30/10
class C, galvanised steel
4 point bolted



ductile iron elongated bar grating
MW 29/13, class D or class E
4 point bolted




ductile iron slotted grating
SW 16/300, class D
4 point bolted



ductile iron design grate
KIARO, class D, SW 7
4 point bolted



ductile iron design grate
VIA, class D, SW 6
4 point bolted



ductile iron design grate
VILLE, class E, SW 8
4 point bolted

up to class E600

BG-FILCOTEN

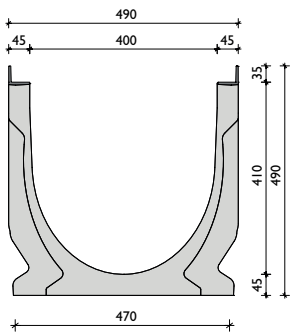
pro



BG-FILCOTEN pro with ductile iron edge, nominal width 400

Drainage channel made of FILCOTEN HPC (High Performance Concrete) with integrated ductile iron edge (G) up to class E

Item no.	Channel body with ductile iron edge and safety joint	Slope	Weight	Pc./pallet
10641100	pro G NW 400, no. 0, L = 1000 mm ¹⁾	0,0 %	146 kg	4
30002	Additional charge for channels with outlet DN 200			



ductile iron edge



ductile iron slotted grating
SW 18/215, class E
4 point bolted

Gratings and accessories

for BG-FILCOTEN pro with ductile iron edge (G), NW 400

Item no.	Gratings 4 point bolting device	Load class	Weight	Pc./pallet
17040181	pro ductile iron slotted grating 500/474/35, SW 18/215 ⁴⁾	E 600	34,5 kg	20
32110	pro locking device kit for ductile iron slotted grating (1 pc. bolt, 1 pc. nut - 8 pcs. required per m)			
32122	pro locking device kit stainless steel for ductile iron slotted grating (1 pc. bolt, 1 pc. nut - 8 pcs. required per m)			
Item no.	Accessories	Material	Weight	Pc./pallet
10640192	Sump unit G 560/520/1130, 2-teilig, incl. pipe coupling DN 200 and sediment bucket made of galvanised steel	FILCOTEN	178,8 kg	2
10640193	Sump unit G 560/540/1230, 2-teilig, incl. pipe coupling DN 300 and sediment bucket made of galvanised steel	FILCOTEN	226,6 kg	2
30040	Odour trap made of PVC bends DN 200/87°	plastic	7,4 kg	
19040213	pro front cap	galvanised steel	4,5 kg	
19040214	pro end cap with outlet DN 200	galvanised steel	4,7 kg	
19040215	pro end cap with outlet DN 300	galvanised steel	4,4 kg	

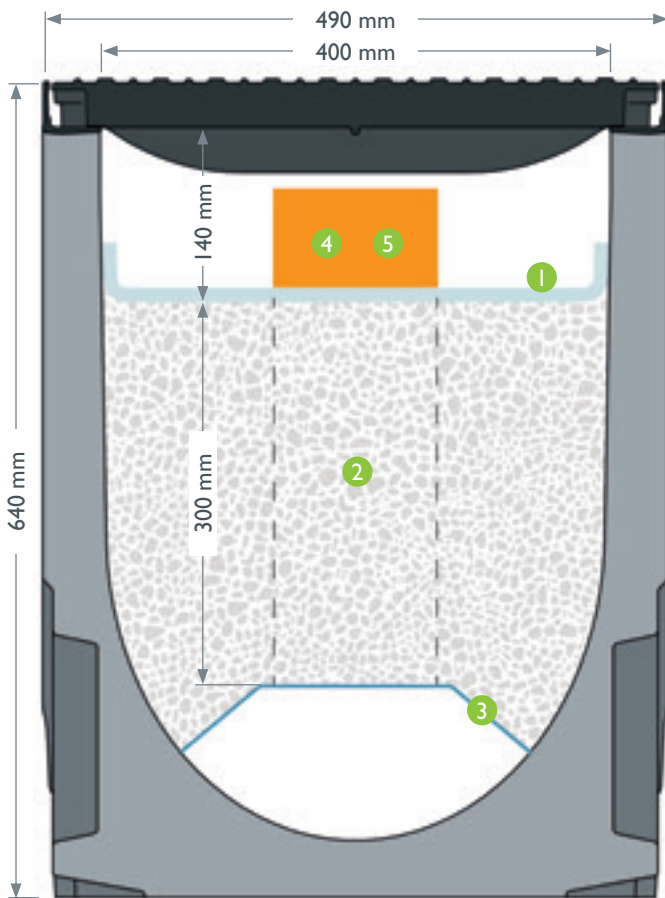


References



We are setting a new **purity standard** for surface water

The BG-FILCOTEN green features an innovative filter system, enabling superior cleaning performance. At the same time, the system is easy to install and maintain.



1 Pre-filter fleece for efficient preclearing.

- Pre-filter fleece keeps out coarse dirt, protecting the high-quality technical filter material
- very easy to install, maintain and replace

2 Powerful integrated technical filter.

- diverse applications: Thanks to a tested surface ratio of 1:250 and origin classes A, B and C (in accordance with Austrian standard B2506-3), the filter is suitable for paved surfaces as well as zinc and copper roofs
- excellent efficiency as well as high and lasting cleaning performance

2 Innovative cleaning filter material.

- filter substrate in optimized quantity type ViaSorp (300 mm height)
- highest cleaning performance class
- **in accordance with ÖWAV RB45 and tested according to Austrian standard B2506-3**
- homogeneous material, no segregation during use
- no risk of remobilizing heavy metals due to surface water with dissolved de-icing salts

3 Trapezoid-shaped perforated sheet metal made from stainless steel.

- separates the filter substrate zone from the drainage area, keeping the transverse drainage section permanently clear
- optimized perforated surface for maximum drain of water

4 Optional: integrated control and water sampling shaft.

- control/water abstraction shaft for visual control and sampling
- easiest handling: remove grating, open cover and draw a purified water sample
- purified water can be collected and tested as to its components – **in accordance with ÖWAV RB45 and Austrian standard B2506**

5 Optional: innovative overflow DN150 for efficient heavy rain drainage.

- effective protection even in most extreme rainfall
- cleaning of polluted first flush via the technical filter
- unpolluted excess water can drain out through the overflow pipe in a controlled way
- **ATTENTION:** Approval of the authority must be given for this device.



BG-FILCOTEN

green

BG-FILCOTEN green incl. ductile iron edge, nominal width 400

Drainage channel made of FILCOTEN HPC with integrated ductile iron edge (G) up to class E

Item no.	Channel body with ductile iron edge and safety joint	Slope	Weight	Pc./pallet
10640166	green G NW 400, no. 30-0, L= 2000 mm	0,0 %	356 kg	1
10641166	green G NW 400, no. 30-0, L= 1000 mm	0,0 %	179 kg	1
30002	Additional charge for channels with outlet DN 200			



Gratings

for BG-FILCOTEN green with ductile iron edge (G), nominal width 400

Item no.	4 point bolted gratings	Load class	Weight	Pc./pallet
17040181	green ductile iron slotted grating 500/474/35, SW 18/215 ⁴⁾	E 600	34,5 kg	20
32110	green locking device kit for ductile iron slotted grating (1 pc. bolt, 1 pc. nut - 8 pcs. required per m)			
32122	green locking device kit stainless steel for ductile iron slotted grating (1 pc. bolt, 1 pc. nut - 8 pcs. required per m)			





ductile iron slotted grating
SW 18/215, class E
4 point bolted

Accessories

Set of filter unit, front-/end caps

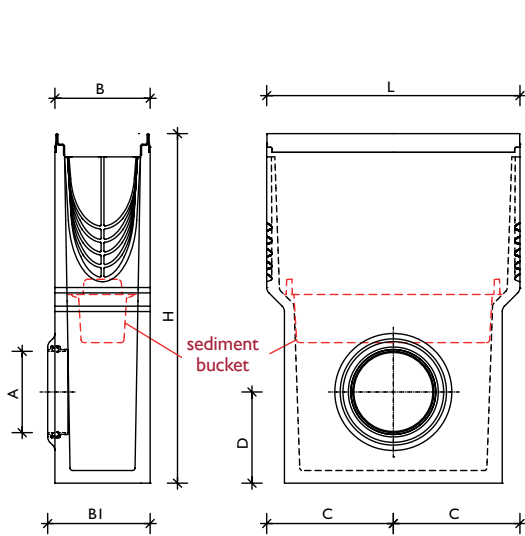
Item no.	Accessories	Material	Weight
19540910	green prefiltermat, L = 5000 mm, B = 500 mm		0,9 kg
19500900	green ViaSorp filter material, approved acc. to Austrian standard B2506-3, Big Bag 1000 kg		1000 kg
19500901	green ViaSorp filter material, approved acc. to Austrian standard B2506-3, Big Bag 850 kg		850 kg
19500903	green ViaSorp filter material, approved acc. to Austrian standard B2506-3, Big Bag 500 kg		500 kg
19500904	green ViaSorp filter material, approved acc. to Austrian standard B2506-3, Big Bag 250 kg		250 kg
19040360	green trapezoid perforated sheet metal, L = 2000 mm	stainless steel	5,0 kg
19040361	green trapezoid perforated sheet metal, L = 1000 mm	stainless steel	2,5 kg
19540956	<u>Set – water sampling shaft</u> consisting of: trapezoid perforated sheet metal with outlet DN 150, L = 2000 mm, pipe plug, bolting material	stainless steel PVC	6,6 kg
19540954	<u>Set – overflow pipe</u> consisting of: trapezoid perforated sheet metal with outlet DN 150, L = 2000 mm, inlet cover, bolting material	stainless steel PVC	7,4 kg
19040353	green partition sheet NW 400	stainless steel	1,9 kg
19040350	green front cap	stainless steel	4,7 kg
19040351	green end cap with outlet DN150	stainless steel	5,6 kg
19040500	green tool for substrate flattening	wood	1,2 kg

 Technical data: www.say.bg/en/green

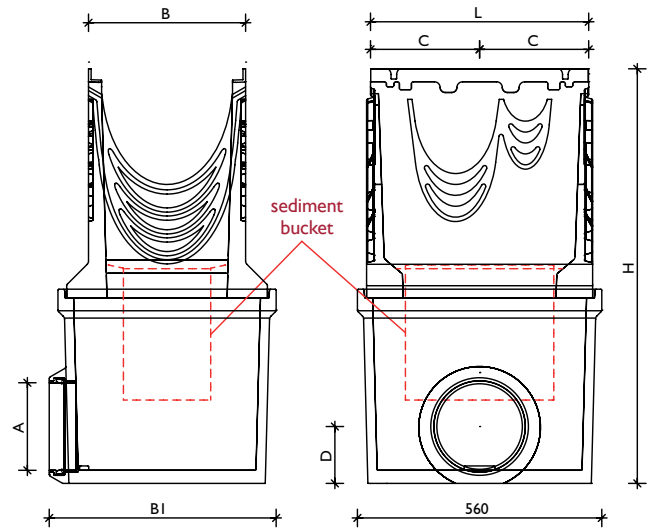


BG-FILCOTEN

Sump units incl. sediment bucket




BG-FILCOTEN sump unit, one part
incl. sediment bucket made of plastic



BG-FILCOTEN pro NW300/400 sump unit, two parts
incl. sediment bucket made of plastic

Channel typ	Nominal width	Set item no. / one part	L	B	B I	H	C	D	A
BG-FILCOTEN light	100	10310094	500	126	140	500	250	130	pipe coupling DN100
	150	10315092	500	180	195	650	250	190	pipe coupling DN150
BG-FILCOTEN tec	100	10410293 ^{v)} / 10410393 ^{e)}	500	130	144	500	250	130	pipe coupling DN100
	150	10415292 ^{v)} / 10415392 ^{e)}	500	180	199	650	250	190	pipe coupling DN150
	200	10220292 ^{v)} / 10220392 ^{e)}	500	230	260	650	250	135	pipe coupling DN200
BG-FILCOTEN pro	100	10610192 ^{g)} / 10610292 ^{v)} / 10610392 ^{e)}	500	138	145	600	250	130	pipe coupling DN100
	150	10615192 ^{g)} / 10615292 ^{v)} / 10615392 ^{e)}	500	188	200	690	250	180	pipe coupling DN150
	200	10620192 ^{g)} / 10620292 ^{v)} / 10620392 ^{e)}	500	238	265	750	250	135	pipe coupling DN200
Channel typ	Nominal width	Set item no. / two parts	L	B	B I	H	C	D	A
BG-FILCOTEN pro	300	10630192 ^{g)} / 10630292 ^{v)}	500	360	520	950	250	130	pipe coupling DN200
	400	10640192 ^{g)}	500	490	520	1130	250	130	pipe coupling DN200
		10640193 ^{g)}	500	490	540	1230	250	190	pipe coupling DN300

^{v)} sump unit with galvanised steel edge | ^{e)} sump unit with stainless steel edge | ^{g)} sump unit with ductile iron edge



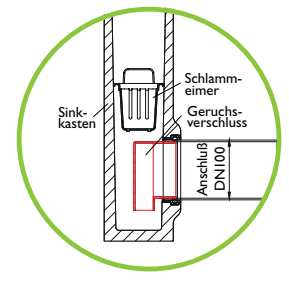
System pipe-coupling:
A pipe fair lead is already installed in the outlet connector. The sewer pipe connection can be made directly and quickly.



Sump unit incl. sediment bucket, made of plastic



Odour trap for sump unit for backfitting DN 100/150
Installation: Insert the odour trap from the inside and connect with the sewage pipe.




References




BG-FILCOTEN

tec / pro




Prefabricated outlet opening
DN 100 (NW 100), DN 150 (NW 150)
and DN 200 (NW 200/300/400)



Bottom outlet made of
PVC sewer pipes,
on site installation



a) Odour trap for bottom outlet
consisting of 3 parts
b) Outlet pipe must be inserted
into outlet opening from below
before installation.



c) The two remaining parts
complete the foul-air trap
(only for NW 100)
finished!

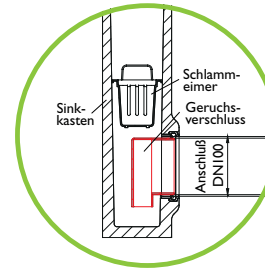
i Positioning of outlet opening: channel end to outlet centre = 250 mm



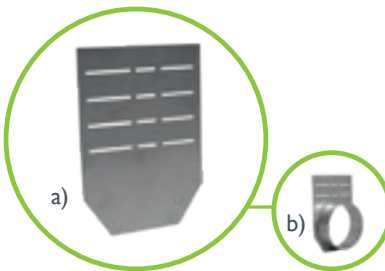
tec & pro sump unit
L=500 mm, incl. sediment bucket
made of plastic, to fit NW



odour trap for sump unit for backfitting DN 100/150
Installation: Insert the odour trap from the inside and
connect with the sewage pipe.




Odour trap made of PVC bends
suitable for sump units
with outlets DN 150



tec/pro
a) front cap
b) end cap with outlet



front cap
tec/pro mini



installation chairs
made of galvanised steel,
to fit NW




Sealant material for sealing
the channel joints, for
channels with safety seam



Anti-vandalism locking device for all
gratings for NW 100/150/200,
except slotted gratings and
COMBee design gratings (tec / pro).
Required per grating: 2 pcs.

i Detailed description on page 53



Bolting kits for pro
(to be ordered separately)
consisting of:

1 pc. bolt, 1 pc. nut
galvanised or stainless steel

Suitable for use with gratings:
see table per nominal width
See footnotes!

i M8 for NW100-200 / M10 for NW300-400

A connection, that keeps our promises.


The various different fixing options for our gratings meet the requirements of channel standard EN 1433. Furthermore, they also allow you to adapt the safety measures to your own specification.

The fiX-locking ensures a rapid, secure fixing of the grating while the anti-vandalism locking device goes one step further.

More security on request: optional anti-vandalism locking device (for NW 100, 150 and 200)




Step 1: Push the locking device into the fitting springs provided for this purpose until it snaps into place.



Step 2: Attach the grating as described for the fiX-locking below into the tec/pro channel.



Step 3: Push the grating firmly into the channel until it snaps into place.



Step 4: Lock the anti-vandalism device by twisting the bolt.




You can find a video how to use this system on: www.say.bg/en/vandalism-locking

Simply secure: the 4 point fiX-locking


The „fiX-locking“ enables a 4 point boltless locking device for the grating in the channel. The fitting springs for each grating variant engage in the recess in the edge provided for this, and the grating is simply and securely mounted.

- The gratings are initially inserted on one side of the channel with an exact fit and are locked by means of a simple turning of the grate.
- When doing this, look out for the recesses in the edge in which the clamps against longitudinal slipping engage.
- The fiX-locking fix the grating in the edge. The grating can be unfastened by pulling out.
- For gratings with fiX-locking system please see product list.





The gratings on the left are
beautiful & functional.
 On the right, it's **the other way round.**



BG-FILCOTEN light

Gratings	SW, MW, Ø mm
1 Slotted grating	SW 8/80
	SW 8/130
3 Mesh grating	MW 30/10
7 Slot top	SW 12,5
8 Slot top 2S, Heelproof	SW 2x6
9 Ductile iron mesh grating	MW 15/25
	MW 15/28

BG-FILCOTEN tec & city mini

Gratings	SW, MW, Ø mm
2 Slotted grating	SW 8/80
4 Mesh grating	MW 30/10
6 Perforated grating	Ø 6,0
7 Slot top	SW 12,5
8 Slot top 2S, Heelproof	SW 2x6
16 COMBee design grate	Ø 7,3
10 Ductile iron elongated bar grating	MW 29/13
15 Ductile iron slotted grating	SW 10
11 Ductile iron elongated bar grating, narrow SW	MW 29/6

BG-FILCOTEN pro

Gratings	SW, MW, Ø mm
2 slotted grating	SW 8/80
4 Mesh grating ³⁾	MW 30/10
5 Mesh grating	MW 25/10
6 Perforated grating	Ø 6,0
16 COMBee design grate	Ø 7,3
10 ductile iron elongated bar grating ³⁺⁴⁾	MW 29/13
11 ductile iron elongated bar grating, narrow SW	MW 29/6
12 ductile iron elongated bar grating, 4 point bolted	MW 22/13
13 ductile iron elongated bar grating, narrow SW	MW 28/9
15 ductile iron slotted grating ³⁺⁴⁾	SW 14
	SW 14
	SW 16
14 ductile iron-design grating KIARO ³⁾	SW 7
17 ductile iron-design grating VIA ³⁾	SW 6-7
18 ductile iron-design grating VILLE ³⁾	SW 7-8
15 pro/green ductile iron slotted gr.	SW 18/215

²⁾ Material:


V: galvanised steel | E: stainless steel

PA: plastic polyamide

KTL: cathodic dip painting, coated ductile iron



GRASPOINTNER
Sustainable innovation.



	NW100	NW150	NW200	NW300	Load class ¹⁾	Material ²⁾
	✓				A	V, E
		✓			A	V
	✓				B	V, E
		✓			B	V
	✓				B	V, E
	✓	✓			C	V, E
	✓	✓			C	V, E
	✓				C	d. iron, KTL
		✓			C	ductile iron






	NW100	NW150	NW200	NW300	Load class ¹⁾	Material ²⁾
	✓				A, C	V, E
	✓	✓	✓		B	V
	✓	✓	✓		C	V, E
	✓				A, C	V, E
			✓		C	V, E
	✓				B	V
	✓	✓			C	V, E
	✓	✓			C	V, E
	✓				B, C	PA
	✓	✓	✓		C	ductile iron
	✓	✓			B	ductile iron
	✓				C	ductile iron



	NW100	NW150	NW200	NW300	Load class ¹⁾	Material ²⁾
	✓				C	V, E
	✓	✓	✓		C	V, E
				✓	C	V
	✓				D	V, E
		✓	✓		D	V
	✓		✓		C	V, E
	✓				C	PA
	✓	✓	✓		C, D	ductile iron
				✓	D, E	ductile iron
	✓				C	ductile iron
	✓	✓	✓		E	ductile iron
	✓	✓			D	ductile iron
	✓				E	ductile iron
		✓	✓		D, E	ductile iron
				✓	D	ductile iron
	✓	✓	✓	✓	D	ductile iron
	✓	✓	✓	✓	D	ductile iron
	✓	✓	✓	✓	E	ductile iron



www.say.bg/en/blacklabel_pdf



BG-BLACKLABEL
design line

8 14 16 17 18

¹⁾ Load class as per EN 1433:
A 15 kN | B 125 kN | C 250 kN | D 400 kN | E 600 kN | F 900 kN
²⁾ From NW300 4 point bolted ³⁾ incl. fiX-locking system

The **first** of its kind – and the most **sustainable.**



The simple ideas are often the best. The revolutionary BG-FILCOTEN one is a good example. Channel and grating cast in one piece – for the first time made from the most innovative material on the market: FILCOTEN HPC (High Performance Concrete).

Made from one piece, brilliantly simple.


We have invested a lot of work – and the investment has paid off: Many hours of construction, design, planning and testing brought about a one-of-a-kind product that combines a great number of exceptional properties – the first of its kind.

Monolithic structure, environmentally-friendly in many ways.

FILCOTEN HPC combines excellent properties with sustainability. FILCOTEN HPC means economical use of raw materials and unparalleled environmental friendliness: tested and IBR certified¹⁾, thus guaranteed free of harmful substances – and 100% recyclable²⁾.

Inflow opening in the channel joint

Inflow opening in the joint with standard slot width for ideal water drainage



Tongue/groove/tenon system for installation in either direction

- non-directional channel joint for easy and fast installation
- interlocking of the tongue/groove/tenon system for accurate, aligned setting of the elements
- predefined distance in the joint for optimum function of the insertable sealing profile

Highly efficient flume

- channel cross-section with innovative corrugated W-profile design for optimum hydraulic performance on partial and complete filling
- high self-cleaning effect of the W-profile causing turbulences in the inflowing water

Easy-to-handle sealing system⁵⁾

- preformed groove on the front/end sides for easy insertion of the sealing profile
- permanent joint sealing through tight fit of the tongue/groove/tenon system
- requirements according to EN 1433



Optimized inflow openings

- slot widths according to EN 1433
- innovative S-design for efficient rainwater inflow

Cyclist- and pedestrian-friendly

- counter-rotating radial arrangement of the inflow openings
- safe to drive and walk over thanks to the S-design of the double slots

Monolithic structure

- element made entirely of FILCOTEN HPC
- extremely robust and wear resistant
- ideal for dynamic exposure in road traffic

Verified LCA³⁾ (Life Cycle Assessment)

- low greenhouse gas emission levels
- produced using exclusively green power
- resource-efficient production process



www.say.bg/en/one_pdf



Extremely durable hold in the concrete bed

- lateral anchoring pockets for maximum anchorage in the concrete bed
- permanent fit in the foundation thanks to identical linear expansion coefficient
- perfect connection between HPC and concrete

Integrates fully with the surrounding environment

Fine finished concrete structure and surface.

One solution for many kinds of applications.

BG-FILCOTEN one is the first choice wherever heavy dynamic loads may occur. The reason is obvious: Thanks to its monolithic structure and the sophisticated design, it combines an unprecedented number of benefits in one channel system.

An overview of applications:

- airports
- harbours
- terminals
- highways
- industrial spaces
- logistic centres
- railway crossings
- truck and car parking spaces

¹⁾ Meets the strict criteria of the Institut für Baubiologie Rosenheim GmbH (IBR)

²⁾ Quality class U-A (certified by the experimental and research Institute for construction Salzburg)

³⁾ According to ISO 14040, ISO 14044, EN 15804

⁴⁾ No use of synthetic resins

⁵⁾ sealing profile optional

Well thought-out elements make an outstanding **system.**

What is a good drainage system all about? Quite simply, it must be more than the sum of its parts. When developing **BG-FILCOTEN** one, from the start, we always focused on the entire system, not just on the individual single parts.

Intelligent solutions for your requirements

We achieved a great number of intelligent solutions for more efficiency, performance and, above all, easy and safe handling – from the first installation to the daily use through to routine maintenance.

One grating – one design

- consistent continuation of the S-design also for the cast iron grating
- edge and grating, cathodic dip-coated
- 4-point bolting
- class F900



Basic channel NW200, NW150

- standard construction height no. 0
- total length of element 1.000 mm

Revision element

- maintenance access in the style of the channel run
- total length of element 1.000 mm
- with or without outlet

Outlet unit

- socket DN 200 (pipe-coupling)
- tight connection of pipework



Front cap

- with tongue/groove/tenon system
- closure of front/end sides of the channel run

End cap with outlet

- with tongue/groove/tenon system
- closure of run with socket DNI150 / DN200 (pipe-coupling)

Easy access

- simple cleaning of the outlet unit
- large drain hole in channel bottom for attaching the sediment bucket
- total length 1.000 mm

Adapter cap

- for stepped slope installation
- from no. 0 to 40-0 height

Retention & stepped slope

- 40-0 height (20 cm higher than no. 0)
- for higher hydraulic requirements
- longer channel runs possible up to one outlet point
- for retention (additional volume: NW 150 30 l/m, NW 200 40 l/m)

Load class D400 – F900

Lived sustainability :
FILCOTEN HPC (High Performance Concrete)

- cement-bound, mineral material
- extremely durable, stable and UV-resistant
- extremely resistant to frost, de-icing salt, oil, gasoline
- 100% recyclable, certified
- certified environmental and energy management according to ISO 14001 or 50001 at the location of Oberwang/AT
- tested by the IBR²⁾ – safe in terms of building biology



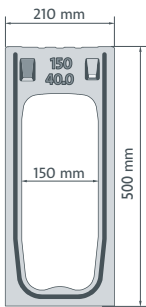
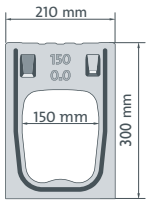
www.say.bg/en/one_video

¹⁾ in accordance with the guidelines of the Austrian Construction Materials Recycling Association ²⁾ Institut für Baubiologie Rosenheim GmbH

up to class F900

BG-FILCOTEN

one



BG-FILCOTEN one, nominal width 150

Monolithic channel made of FILCOTEN HPC (High Performance Concrete) up to class F

Item no.	monolithic channel body up to class F – without Slope	Weight
15015100	one NW 150 no. 0, L=1000 mm, SW 23/52 mm	76,6 kg
15015168	one NW 150 no. 40-0, L=1000 mm, SW 23/52 mm	107,5 kg
NEW 15015000	one NW 150 no. 0, SW 23/52 mm, corner-element variable	62,0 kg
NEW 15015008	one NW 150 no. 40-0, SW 23/52 mm, corner-element variable	87,0 kg

FILCOTEN one NW 150: inlet cross-section 370 cm²/m | Discharge cross-section 150/0: 220 cm²/m | 150/40-0: 520 cm²/m


Accessories

for BG-FILCOTEN one, nominal width 150


Item no.	Accessories	Weight
15015180	Maintenance unit no. 0, L=1000 mm incl. ductile iron grating ¹⁾	83 kg
15015188	Maintenance unit no. 40-0, L=1000 mm incl. ductile iron grating ¹⁾	111 kg
30001	Additional charge for maintenance unit with bottom outlet DN 150	
15015170	Outlet unit no. 0, L=1000 mm incl. ductile iron grating ¹⁾	79 kg
15015178	Outlet unit no. 40-0, L=1000 mm incl. ductile iron grating ¹⁾	108 kg
19115095	Outlet unit lower part, outlet DN 150	33,8 kg
22510	Sediment bucket for sump unit, plastic	0,4 kg
30030	Odour trap made of PVC bends DN 150/87° made of plastic	3,9 kg
19115100	Front cap, no. 0, without outlet	7,3 kg
19115108	Front cap, no. 40-0, without outlet	12,3 kg
19115110	End cap, no. 0, with outlet DN 150	5 kg
19115118	End cap, no. 40-0, with outlet DN 150	10 kg
19115157	Adapter cap for stepped slope, no. 0 / 40-0	9,1 kg
19115900	Lifting-hook (consisting of 2 pcs.), painted green	1,9 kg
19000701	Profile for joint sealing, no. 0, L=630 mm ²⁾	
19000702	Profile for joint sealing, no. 40-0, L=1040 mm ²⁾	



Outlet unit incl. ductile iron grating




Outlet unit lower part



²⁾ Is a joint sealing profile required? Please contact our Service-Team.



Lifting-hook (consisting of 2 pcs.) for FILCOTEN one NW 150, painted green



Corner-element variable



GRASPOINTNER
Sustainable innovation.

¹⁾ class F900 typ M, consisting of monolithic channel body, ductile iron edge and ductile iron grating with bolt connection

²⁾ Is a joint sealing profile required? Please contact our Service-Team.

BG-FILCOTEN one, nominal width 200

Monolithic channel made of FILCOTEN HPC (High Performance Concrete) up to class F

Item no.	monolithic channel body up to class F – without Slope	Weight
I5020100	one NW 200 no. 0, L=1000 mm, SW 23/70 mm	99 kg
I5020168	one NW 200 no. 40-0, L=1000 mm, SW 23/70 mm	131,5 kg
I5020000	one NW 200 no. 0, SW 23/70 mm, corner-element variable	75,0 kg
I5020008	one NW 200 no. 40-0, SW 23/70 mm, corner-element variable	99,0 kg

NEW
NEW

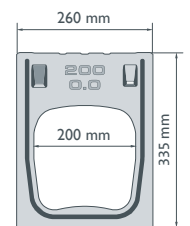
FILCOTEN one NW 200: inlet cross-section 510 cm²/m | Discharge cross-section 200/0: 340 cm²/m | 200/40-0: 735 cm²/m



Accessories

for BG-FILCOTEN one, nominal width 200

Item no.	Accessories	Weight
I5020180	Maintenance unit no. 0, L=1000 mm incl. ductile iron grating ¹⁾	101 kg
I5020188	Maintenance unit no. 40-0, L=1000 mm incl. ductile iron grating ¹⁾	133 kg
30002	Additional charge for maintenance unit with bottom outlet DN 200	
I5020170	Outlet unit no. 0, L=1000 mm incl. ductile iron grating ¹⁾	96 kg
I5020178	Outlet unit no. 40-0, L=1000 mm incl. ductile iron grating ¹⁾	128 kg
I9120095	Outlet unit lower part, outlet DN 200	35,5 kg
22511	sediment bucket for sump unit, plastic	0,7 kg
30040	Odour trap made of PVC bends DN 200/87° made of plastic	7,4 kg
I9120100	Front cap, no. 0, without outlet	13 kg
I9120108	Front cap, no. 40-0, without outlet	21 kg
I9120110	End cap, no. 0, with outlet DN 200	8,5 kg
I9120118	End cap, no. 40-0, with outlet DN 200	16,5 kg
I9120157	Adapter cap for stepped slope, no. 0 / 40-0	12,5 kg
I9120900	Lifting-hook (consisting of 2 pcs.), painted black	2,1 kg
I9000703	Profile for joint sealing, no. 0, L=750 mm ²⁾	
I9000704	Profile for joint sealing, no. 40-0, L=1130 mm ²⁾	



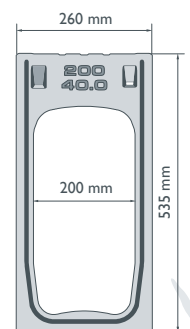
End cap with outlet



Front cap without outlet



Adapter cap for stepped fall no. 0 / 40-0



Lifting-hook (consisting of 2 pcs.), for FILCOTEN one NW 200, painted black




Corner-element variable

Every day for **years** **Top performance,** **BG-CLASSIC**

What makes a product a classic? Quite simply: top performance at all times. That is exactly what you get with our BG-CLASSIC channel systems. Discover impressive ruggedness and durability delivering superior drainage performance, even in the face of the toughest challenges.


- Maximum flexibility and variability; suitable for installation in a wide array of environments
- Easy handling and installation, unbeatable performance
- **BG-CLASSIC standard channels**
These channels are excellently suited for use at homes, farms and even heavily used public areas like pedestrian zones and town squares. Robust, solid concrete element with inlaid mesh and ductile iron gratings, fastened with brackets and holding clips, load class C 250.
- **BG-CLASSIC BGZ-S heavy-duty channels**
For areas which have to withstand heavy loads: high load classes up to F 900 kN; channel with Z-shaped, cast iron edges embedded in concrete; gratings can be bolted up to eight bolts per metre; locking device kit can be replaced at any time.
- **BG-CLASSIC BG-SI safety channels**
Our ultimate load bearing channel for airport terminals: a solid concrete body with appropriate armouring allows this channel to effortlessly withstand the forces exerted by aircraft during taxiing and braking.
- **BG-GATIC Slotdrain**
BG-GATIC Slotdrain is an innovative system that combines high-performance line drainage and effective retention – for the ultimate hydraulic requirements under extreme conditions (up to class F900). Due to the different sizes of the hexagonal profile of NW 100 up to NW 600, large quantities of rain water can be absorbed and safely drained off.




Technical data: www.say.bg/en/classic



GRASPOINTNER
Sustainable innovation.




CE




BG-CLASSIC standard channels
up to class C | page 64–65




BG-CLASSIC BGZ-S
heavy-duty channels
up to class F | page 66–69



BG-CLASSIC BG-SI
safety channels
up to class F | page 72



BG-CLASSIC BG-SL
up to class | page 73

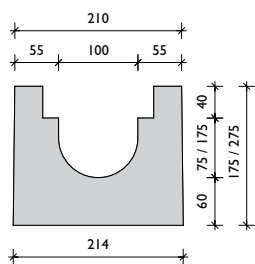



BG-GATIC Slotdrain
up to class F | page 74–79

up to class C250

BG-CLASSIC

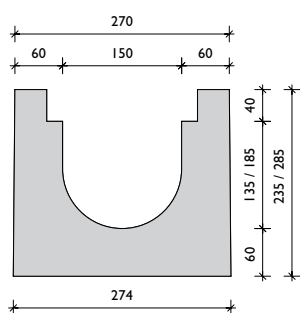

standard channel



BG-CLASSIC standard channel, nominal width 100

Drainage channel made of concrete without edges up to class C, mesh- or ductile iron gratings

Item no.	Channel body with safety joint	Slope	Weight	Pc./pallet
10000	Standard channel NW 100, no. 0	0,0 %	59 kg	20
10002	Standard channel NW 100, no. 10-0	0,0 %	83 kg	10
30000	Additional charge for channels with outlet DN 100			
Item no.	Gratings	Load class	Weight	Pc./pallet
10048	Mesh grating 1000/140/40, MWV 30/10	C 250	4,5 kg	200
10049	Mesh grating 500/140/40, MWV 30/10	C 250	2,4 kg	24
10054	Ductile iron grating 500/140/40, SWV 16/100	D 400	6,1 kg	120
Item no.	Accessories	Material	Weight	Pc./pallet
10056	Sump unit 500/214/560	concrete	84 kg	10
22510	Sediment bucket for sump unit	plastic	0,4 kg	
30030	Odour trap made of PVC bends DN 150/87°	plastic	3,9 kg	
30019	Odour trap for bottom outlet DN 100	plastic	0,2 kg	
10059	Front cap	concrete	4,5 kg	
10058	End cap	concrete	4,5 kg	
10057	End cap with outlet DN 100	concrete	5,4 kg	
32000-1	Interlocking clip for mesh gratings MWV 30/10	galvanised steel	0,1 kg	
32001	Interlocking clip for ductile iron gratings	painted black	0,1 kg	
32004	Interlocking bracket for ductile iron gratings	painted black	0,3 kg	




BG-CLASSIC standard channel, nominal width 150


Drainage channel made of concrete without edges up to class C, mesh- or ductile iron gratings

Item no.	Channel body with safety joint	Slope	Weight	Pc./pallet
10062	Standard channel NW 150, no. 0	0,0 %	89 kg	12
10064	Standard channel NW 150, no. 10-0	0,0 %	103 kg	8
30001	Additional charge for channels with outlet DN 150			
Item no.	Gratings	Load class	Weight	Pc./pallet
10094	Mesh grating 1000/190/40, MWV 30/10	C 250	8,3 kg	150
10095	Mesh grating 500/190/40, MWV 30/10	C 250	4,2 kg	16
10101	Ductile iron grating 500/192/40, SWV 18/145	D 400	8,4 kg	100
Item no.	Accessories	Material	Weight	Pc./pallet
10104	Sump unit 500/274/570	concrete	101 kg	8
10108	Sediment bucket for sump unit	galvanised steel	1,6 kg	
30030	Odour trap made of PVC bends DN 150/87°	plastic	3,9 kg	
10107	Front cap	concrete	6,2 kg	
10106	End cap	concrete	6,2 kg	
10105	End cap with outlet DN 150	concrete	6,3 kg	
32000-1	Interlocking clip for mesh gratings MWV 30/10	galvanised steel	0,1 kg	
32001	Interlocking clip for ductile iron gratings	painted black	0,1 kg	
32004	Interlocking bracket for ductile iron gratings	painted black	0,3 kg	


Gratings: standard channel NW 100, 150, 200



Mesh gratings MWV 30/10
class C
for all NW



Ductile iron gratings
class D 400 kN
for all NW

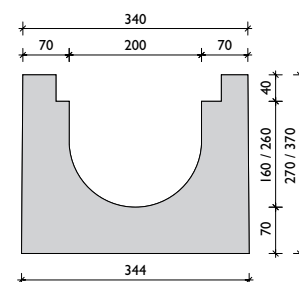


Special gratings for grain silos
Ø 1,5 mm
for NW 200

BG-CLASSIC standard channel, nominal width 200

Drainage channel made of concrete without edges up to class C, mesh- or ductile iron gratings

Item no.	Channel body with Safety joint	Slope	Weight	Pc./pallet
10109	Standard channel NW 200, no. 0, height 270 mm	0,0 %	126 kg	9
10110	Standard channel NW 200, no. 10-0, height 370 mm	0,0 %	158 kg	6
30002	Additional charge for channels with outlet DN 200			
Item no.	Gratings	Load class	Weight	Pc./pallet
10125	Mesh grating 1000/260/40, MW 30/10	C 250	11,0 kg	100
10126	Mesh grating 500/260/40, MW 30/10	C 250	5,5 kg	12
10117	Ductile iron grating 500/260/40, SW 18/215	D 400	10,9 kg	60
34007	Special grating for grain silo 1000/261/37, Ø 1,5 mm ¹⁾	wheel load 6t	14,4 kg	60
Item no.	Accessories	Material	Weight	Pc./pallet
10118	Sump unit 500/344/600	concrete	119 kg	6
10122	Sediment bucket for Sump unit	galvanised steel	2,0 kg	
30040	Odour trap made of PVC bends DN 200/87°	plastic	7,4 kg	
10121	Front cap	concrete	8,5 kg	
10120	End cap	concrete	8,5 kg	
10119	End cap with outlet DN 200	concrete	7,9 kg	
32000-1	Interlocking clip for mesh gratings MW 30/10	galvanised steel	0,1 kg	
32001	Interlocking clip for ductile iron gratings	painted black	0,1 kg	
32004	Interlocking bracket for ductile iron gratings	painted black	0,3 kg	

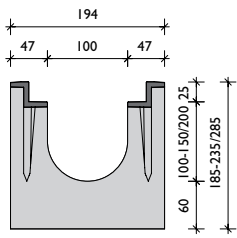


References



BG-CLASSIC BGZ-S

heavy-duty channel SV

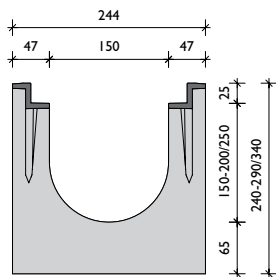



cast iron edges

BG-CLASSIC BGZ-S SV G, nominal width 100

Drainage channel with integrated cast iron edges (G) up to class F, with quick-locking system (SV) or bolt connection

Item no.	Channel body with Safety joint	Slope	Weight	Pc./pallet
16500	BGZ-S SV G NW 100, no. 0	0,0 %	63 kg	15
16530	BGZ-S SV G NW 100, no. 0, L = 500 mm	0,0 %	31,5 kg	
16501-02	BGZ-S SV G NW 100, no. 5-0, 10-0	0,0 %	68 / 73 kg	15
16504	BGZ-S SV G NW 100, no. 20-0	0,0 %	83 kg	10
30000	Additional charge for channels with outlet DN 100			
16510-19	BGZ-S SV G NW 100, no. 1 to no. 10	0,5 %	64 – 73 kg	15
Item no.	Gratings incl. quick-locking system	Load class	Weight	Pc./pallet
23250	BG-SV mesh grating 1000/147/25, MW 30/10	D 400	6,4 kg	120
23251	BG-SV mesh grating 500/147/25, MW 30/10	D 400	3,3 kg	
23102	BG-SV ductile iron grating 500/147/25, SW 18/120	D 400	4,0 kg	120
22756	BG-SV ductile iron elongated bar grating 500/147/25, MW 27/13	E 600	4,3 kg	120
Item no.	Gratings incl. bolting material 4 times	Load class	Weight	Pc./pallet
22757	BGZ-S ductile iron elongated bar grating 500/147/25, MW 27/13	E 600	4,6 kg	120
22053	BGZ-S ductile iron grating 500/147/25, SW 16/120	F 900	5,7 kg	120
22059	BGZ-S ductile iron grating 500/147/25, closed cover ¹⁾	F 900	8 kg	120
Item no.	Accessories	Material	Weight	Pc./pallet
22200	BGZ-S sump unit SV G 500/211/510 incl. RDS DN 150	concrete	67 kg	10
22510	Sediment bucket for sump unit	plastic	0,4 kg	
30030	Odour trap made of PVC bends DN 150/87°	plastic	3,9 kg	
30019	Odour trap for bottom outlet DN 100	plastic	0,2 kg	
31310	Forsheda-sealing for bottom outlet DN 100	elastomer	0,4 kg	
22220	Front cap	galvanised steel	0,4 kg	
22221	End cap with outlet DN 100	galvanised steel	0,5 kg	
22280	Bolting material for mesh gratings (1 pc. bolt, 1 pc. nut)			
22281	Bolting material for ductile iron gratings (1 pc. bolt, 1 pc. nut)			
<i>(For gratings up to class D – 4 pcs. required per m // for ductile iron gratings cl. E and F – 8 pcs. required per m)</i>				



cast iron edges

BG-CLASSIC BGZ-S SV G, nominal width 150

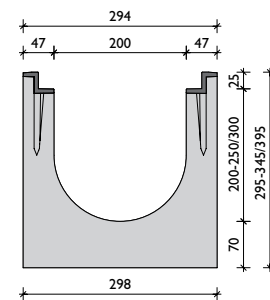
Drainage channel with integrated cast iron edges (G) up to class F, with quick-locking system (SV) or bolt connection

Item no.	Channel body with safety joint	Slope	Weight	Pc./pallet
16600	BGZ-S SV G NW 150, no. 0	0,0 %	86 kg	12
16630	BGZ-S SV G NW 150, no. 0, L = 500 mm	0,0 %	43 kg	
16601-02	BGZ-S SV G NW 150, no. 5-0, no. 10-0	0,0 %	91 / 96 kg	12
16604	BGZ-S SV G NW 150, no. 20-0	0,0 %	105 kg	8
30001	Additional charge for channels with outlet DN 150			
16610-19	BGZ-S SV G NW 150, no. 1 to no. 10	0,5 %	87 – 95 kg	12
Item no.	Gratings incl. quick-locking system	Load class	Weight	Pc./pallet
23260	BG-SV mesh grating 1000/197/25, MW 30/10	D 400	10,2 kg	100
23261	BG-SV mesh grating 500/197/25, MW 30/10	D 400	5,3 kg	
22066	BG-SV ductile iron grating 500/197/25, SW 18/170	D 400	6,5 kg	100
22764	BG-SV ductile iron elongated bar grating 500/197/25, MW 27/13	E 600	7,3 kg	100
Item no.	Gratings incl. bolting material 4-times	Load class	Weight	Pc./pallet
22765	BGZ-S ductile iron elongated bar grating 500/197/25, MW 27/13	E 600	7,6 kg	100
22063	BGZ-S ductile iron grating 500/197/25, SW 15/75	F 900	11,7 kg	100
Item no.	Accessories	Material	Weight	Pc./pallet
22201	BGZ-S sump unit SV G 500/261/690 with pipe fair lead DN 150	concrete	95 kg	8
22511	Sediment bucket for sump unit	plastic	0,7 kg	
30030	Odour trap made of PVC bends DN 150/87°	plastic	3,9 kg	
31311	Forsheda-sealing for bottom outlet DN 150	elastomer	0,5 kg	
22230	Front cap	galvanised steel	0,6 kg	
22231	End cap with outlet DN 150	galvanised steel	0,7 kg	
22280	Bolting material for mesh gratings (1 pc. bolt, 1 pc. nut)			
22281	Bolting material for ductile iron gratings (1 pc. bolt, 1 pc. nut)			
<i>(For gratings up to class D – 4 pcs. required per m // for ductile iron gratings cl. E and F – 8 pcs. required per m)</i>				

BG-CLASSIC BGZ-S SV G, nominal width 200

Drainage channel with integrated cast iron edges (G) up to class F, with quick-locking system (SV) or bolt connection

Item no.	Channel body with safety joint	Slope	Weight	Pc./pallet
16700	BGZ-S SV G NW 200, no. 0	0,0 %	114 kg	8
16716	BGZ-S SV G NW 200, no. 0, L = 500 mm	0,0 %	57 kg	
16701-02	BGZ-S SV G NW 200, no. 5-0, no. 10-0	0,0 %	119 / 124 kg	8
16727	BGZ-S SV G NW 200, no. 20-0	0,0 %	134 kg	8
30002	Additional charge for channels with outlet DN 200			
16706-15	BGZ-S SV G NW 200, no. 1 to no. 10	0,5 %	115 – 124 kg	8
Item no.	Gratings incl. Quick-locking system	Load class	Weight	Pc./pallet
23270	BG-SV mesh grating 1000/247/25, MW 30/10	D 400	16,0 kg	60
23271	BG-SV mesh grating 500/247/25, MW 30/10	D 400	8,2 kg	60
22079	BG-SV ductile iron grating 500/247/25, SW 18/220	D 400	8,2 kg	60
22774	BG-SV ductile iron elongated bar grating 500/247/25, MW 27/13	E 600	9,1 kg	60
Item no.	Gratings incl. bolting material 4-times	Load class	Weight	Pc./pallet
22775	BGZ-S ductile iron elongated bar grating 500/247/25, MW 27/13	E 600	9,4 kg	60
22073	BGZ-S ductile iron grating 500/247/25, SW 16/220	F 900	13,8 kg	60
22078	BGZ-S ductile iron grating 500/247/25, closed cover ¹⁾	F 900	17,1 kg	60
Item no.	Accessories	Material	Weight	Pc./pallet
22204	BGZ-S Sump unit SV G 500/326/740 with pipe fair lead DN 200	concrete	105 kg	6
22512	Sediment bucket for sump unit	plastic	0,7 kg	
30040	Odour trap made of PVC bends DN 200/87°	plastic	7,4 kg	
31312	Forsheda-sealing for bottom outlet DN 200	elastomer	0,6 kg	
22240	Front cap	galvanised steel	0,7 kg	
22241	End cap with outlet DN 200	galvanised steel	0,9 kg	
22280	Bolting material for mesh gratings (1 pc. bolt, 1 pc. nut)			
22281	Bolting material for ductile iron gratings (1 pc. bolt, 1 pc. nut)			
<i>(For gratings up to class D – 4 pcs. required per m // for ductile iron gratings cl. E and F – 8 pcs. required per m)</i>				

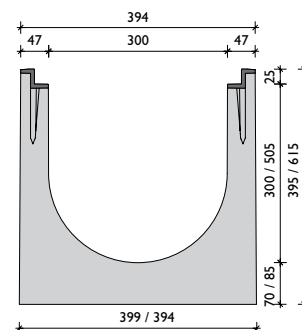



Cast iron edges

BG-CLASSIC BGZ-S SV G, nominal width 300

Drainage channel with integrated cast iron edges (G) up to class F, with quick-locking system (SV) or bolt connection

Item no.	Channel body with safety joint	Slope	Weight	Pc./pallet
16800	BGZ-S SV G NW 300, no. 0	0,0 %	169 kg	6
16830	BGZ-S SV G NW 300, H= 615 mm, L = 2500 mm	0,0 %	640 kg	2
16831	BGZ-S SV G NW 300, H= 615 mm, L = 1000 mm	0,0 %	256 kg	2
30002	Additional charge for channels with outlet DN 200			
Item no.	Gratings incl. quick-locking system	Load class	Weight	Pc./pallet
22184	BG-SV mesh grating 1000/347/25, MW 30/10	C 250	23,6 kg	30
22185	BG-SV mesh grating 500/347/25, MW 30/10	C 250	12,2 kg	30
23180	BG-SV ductile iron grating 500/347/25, SW 18/150	D 400	15,2 kg	30
22784	BG-SV ductile iron elongated bar grating 500/347/25, MW 25/14 ¹⁾	E 600	16,5 kg	30
Item no.	Gratings incl. bolting material 4-times	Load class	Weight	Pc./pallet
22785	BGZ-S ductile iron elongated bar grating 500/347/25, MW 25/14	E 600	16,9 kg	30
22083	BGZ-S ductile iron grating 500/347/25, SW 16/148 ¹⁾	F 900	26,1 kg	40
Item no.	Accessories	Material	Weight	Pc./pallet
22198	BGZ-S Sump unit SV G 550/565/990, two parts with pipe fair lead DN 200	concrete	214 kg	2
22213	Sediment bucket for sump unit	galvanised steel	3,2 kg	
30040	Odour trap made of PVC bends DN 200/87°	plastic	7,4 kg	
31312	Forsheda-sealing for bottom outlet DN 200	elastomer	0,6 kg	
22250	Front cap	galvanised steel	1,3 kg	
22251	End cap with outlet DN 200	galvanised steel	1,2 kg	
22280	Bolting material for mesh gratings (1 pc. bolt, 1 pc. nut)			
22281	Bolting material for ductile iron gratings (1 pc. bolt, 1 pc. nut)			
<i>(For gratings up to class D – 4 pcs. required per m // for ductile iron gratings cl. E and F – 8 pcs. required per m)</i>				

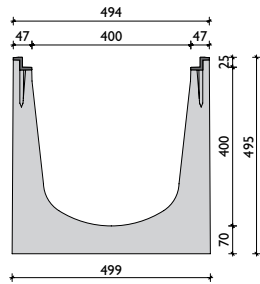


Cast iron edges

up to class F900

BG-CLASSIC BGZ-S

heavy-duty channel



cast iron edges

BG-CLASSIC BGZ-S G, nominal width 400

Drainage channel with integrated cast iron edges (G) up to class F, with ductile iron gratings, 4-point bolted

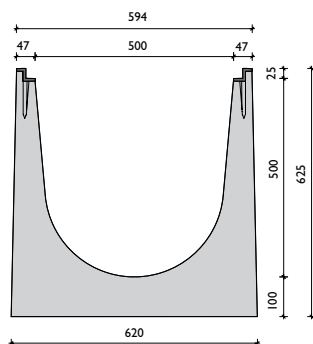
Item no.	Channel body with safety joint	Slope	Weight	Pc./pallet
16850	BGZ-S G NW 400, no. 0	0,0 %	225 kg	4
30002	Additional charge for channels with outlet DN 200			
Item no.	Gratings incl. bolting material 4-times	Load class	Weight	Pc./pallet
22088	BGZ-S ductile iron grating 500/447/25, SW 18/200	D 400	20,6 kg	20
22090	BGZ-S ductile iron elongated bar grating 500/447/25, MW 25/14 ¹⁾	E 600	27,1 kg	20
22087	BGZ-S ductile iron grating 500/447/25, SW 15/125 ¹⁾	F 900	41,4 kg	20
Item no.	Accessories	Material	Weight	Pc./pallet
22194	BGZ-S Sump unit G 550/565/990, 2-teilig with pipe fair lead DN 200	concrete	200 kg	2
22214	Sediment bucket for Sump unit	galvanised steel	3,8 kg	
30040	Odour trap made of PVC bends DN 200/87°	plastic	7,4 kg	
31312	Forsheda-sealing for Bottom outlet DN 200	elastomer	0,6 kg	
22260	BGZ-S front cap	galvanised steel	2,1 kg	
22261	BGZ-S end cap with outlet DN 200	galvanised steel	2,4 kg	
22281	BGZ-S bolting material for ductile iron gratings (1 pc. bolt, 1 pc. nut – 8 pcs. required per m)			



BG-CLASSIC BGZ-S G, nominal width 500

Drainage channel with integrated cast iron edges (G) up to class F, with ductile iron gratings, 4-point bolted


Item no.	Channel body with safety joint	Slope	Weight	Pc./pallet
16903	BGZ-S G NW 500, no. 0, L = 2500 mm ¹⁾	0,0 %	880 kg	1
16901	BGZ-S G NW 500, no. 0, L = 1000 mm ¹⁾	0,0 %	360 kg	1
30002	Additional charge for channels with outlet DN 200			
Item no.	Gratings incl. bolting material 4-times – M10	Load class	Weight	Pc./pallet
22094	BGZ-S ductile iron grating 500/547/25, SW 18/248 ¹⁾	D 400	29,8 kg	20
22091	BGZ-S ductile iron grating 500/547/25, SW 18/248 ¹⁾	E 600	31,3 kg	20
22092	BGZ-S ductile iron grating 500/547/25, SW 20/170 ¹⁾	F 900	48,8 kg	20
Item no.	Accessories	Material	Weight	Pc./pallet
22270	BGZ-S front cap	galvanised steel	3,1 kg	
22271	BGZ-S end cap with outlet DN 200	galvanised steel	3,1 kg	
31312	Forsheda-sealing for bottom outlet DN 200	elastomer	0,6 kg	
22281	BGZ-S bolting material M10 for ductile iron gratings (1 pc. bolt, 1 pc. nut – 8 pcs. required per m)			



cast iron edges

Gratings: BG-CLASSIC BGZ-S heavy-duty channels


NW 100, 150, 200, 300, 400, 500



Mesh grating MW 30/10, class D – quick-locking system, for NW 100 to 200



Ductile iron grating SW 18/120, 18/170, 18/220 – class D, quick-locking system, for NW 100 to 200



Ductile iron elongated bar grating MW 27/13 – class E SV or 4-times bolt connection, for NW 100 to 200




Ductile iron grating SW 16/120 or 16/220 – class F 4-times bolt connection, for NW 100 and 200



Ductile iron grating class F closed cover 4-times bolt connection for NW 100 and 200




Ductile iron grating SW 15/75 class F, 4-times bolt connection, for NW 150




Mesh grating MW 30/10, class C – quick-locking system, for NW 300




Ductile iron grating SW 18/150 class D – quick-locking system, for NW 300




Ductile iron elongated bar grating MW 25/14 – class E SV or 4-times bolt connection, for NW 300 // 4-times bolt connection only for NW 400




Ductile iron grating SW 16/148 class F, 4-times bolt connection for NW 300



Ductile iron grating, 4-times bolt connection, class D, SW 18/200 for NW 400 // class D and E, SW 18/248 for NW 500



Ductile iron grating SW 15/125 class F, 4-times bolt connection for NW 400



Ductile iron grating SW 20/170 class F 4-times bolt connection for NW 500




All gratings up to class D 400 kN can additionally be bolted to the quick-locking system!


Quick-locking system or 4-times bolt connection.



Tension rods for quick-locking system integrated




Bolting material can be replaced at any time



Additional protection against longitudinal movement

BG-CLASSIC



Channel with outlet opening,
DN same as NW – though maximum DN 200

i Positioning of outlet opening: channel end to outlet centre = 250 mm



Odour trap for bottom outlet
consisting of 3 parts – insertable
in channels with outlet opening
DN 100 – **not for backfitting**



Forsheda-sealing
for bottom outlet, only for
BGZ-S heavy-duty channels



Sump unit for
BG-CLASSIC standard channel,
L=500 mm, to fit NW
with preformed outlet



Sump unit for
BGZ-S heavy-duty channels,
L=500 mm, to fit NW
with pipe fair lead 150 or 200




Sediment bucket for
BG-CLASSIC Standard channel
plastic: NW 100
galvanised steel: NW 150 and 200




Sediment bucket for
BGZ-S heavy-duty channels
plastic: NW 100 – 200
galvanised steel: 2-parts sump units
NW 300 and 400




Odour trap made of
PVC bends for sump units
with outlets DN 150 or 200



a) Front cap
b) End cap with outlet
for BGZ-S heavy-duty channels



a) Front cap made of concrete
b) End cap made of concrete
c) End cap with outlet made of concrete
all for BG-CLASSIC standard channel



Bolting material M10,
for all mesh- or ductile iron
gratings, only for BGZ-S
heavy-duty channels



Adjustment of the mesh
gratings with interlocking clip





Interlocking clips or brackets
(bolted) for gratings for
BG-CLASSIC standard channels



Sealing system
suitable for all channels
with safety joint



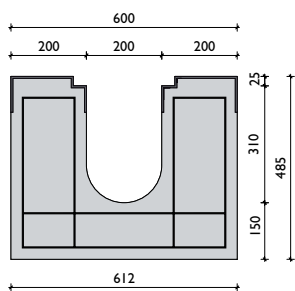

References



up to class F900

BG-CLASSIC BG-SI

safety channel




gvanized steel edge

BG-CLASSIC BG-SI, nominal width 200


Drainage channel with special edge up to class F, with ductile iron gratings, 4-point bolted

Item no.	Channel body with safety joint	Slope	Weight	Pc./pallet
20300	BG-SI NW 200, L = 2500 mm	0,0 %	560 kg/m	
20302	BG-SI NW 200, L = 1000 mm	0,0 %	560 kg/m	
20390	Additional charge for bottom outlet 500/300			
20392	Additional charge for bottom outlet with pipe fair lead DN 200			
Item no.	Gratings incl. bolting material – M12	Load class	Weight	Pc./pallet
22076	BG-SI ductile iron grating 500/247/25, SW 16/220	F 900	13,7 kg	60
22077	BG-SI ductile iron grating 500/247/25, closed cover ¹⁾	F 900	17,0 kg	60
Item no.	Accessories	L / W / H	Weight	Pc./pallet
20722	Sump unit for BG-SI safety channel NW 200	1000/600/1000	1.300 kg	
20704	Front or end cap for BG-SI safety channel NW 200		2,1 kg	
20020	Additional charge for corner, for two channels with mitre (channels incl. gratings)			

Gratings: BG-CLASSIC BG-SI safety channels NW 200



Ductile iron grating
SW16/220 – class F



Ductile iron grating
class F – closed cover



Bolting material M12
for BG-SI Safety channels


BG-CLASSIC BG-SL

slot channel

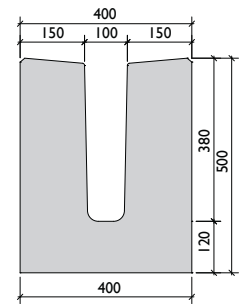
BG-CLASSIC BG-SL, profile U

Drainage channel without grating


Item no.	Channel body	Slope	Weight	Pc./pallet
19000	BG-SL profile U, NW 100, L = 2500 mm	0,0 %	425 kg/m	
19001	Additional charge for bottom outlet, 600 x 80 mm			
19003	Front cap for BG-SL slot channels profile U, NW 100, galvanised steel		1,0 kg	



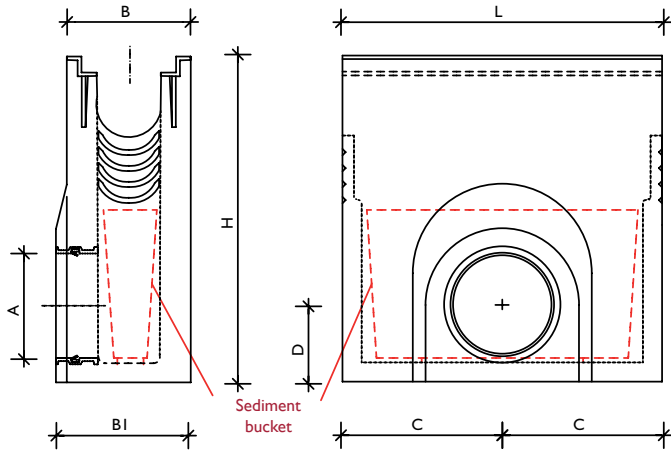
Please note the delivery time may be longer for this product group!



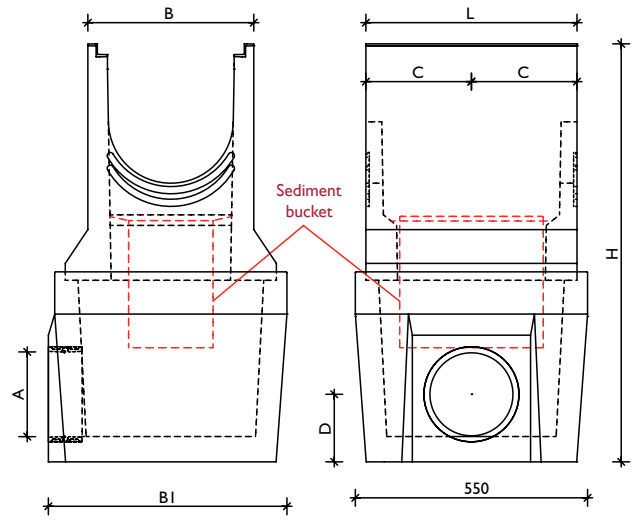
References



BG-CLASSIC




BG-CLASSIC sump unit, one part



BG-CLASSIC BGZ-S NW300/400 sump unit, two parts

Channel type	Nominal width	Item no. / one part	L	B	BI	H	C	D	A
standard channel	100	10056	500	210	214	560	250	140/165	DN 150/200
	150	10104	500	270	274	570	250	210/186	DN 150/200
	200	10118	500	340	344	600	250	233/240	DN 150/200
BGZ-S heavy-duty channel SV	100	22200	500	194	211	510	250	120	RDS 150
	150	22201	500	244	261	690	250	130	RDS 150
	200	22204	500	294	326	740	250	150	RDS 200
BG-SI safety channel	200	20722	1000	600	600	1000	500	310	RDS 200
Channel type	Nominal width	Item no. / two parts	L	B	BI	H	C	D	A
BGZ-S heavy-duty channel SV	300	22198	500	394	565	990	250	165	RDS 200
	400	22194	500	494	565	990	250	165	RDS 200



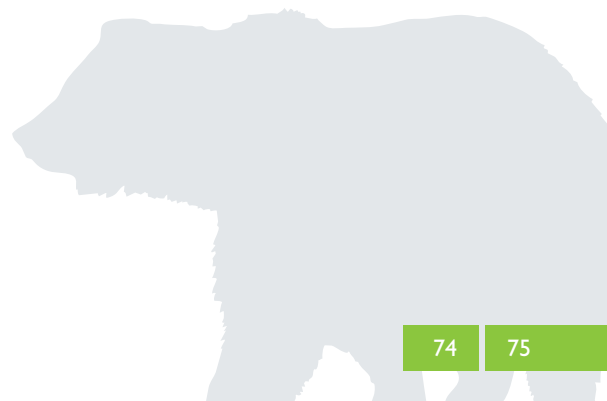
System DN:
The outlet connector is already preformed. This must be worked out on the construction site.



System pipe fair lead:
A pipe fair lead is already installed in the outlet connector. The sewer pipe connection can be made directly and quickly.

If either sump unit BGZ-S is installed at the end of the channel run, it must be enclosed with an end cap.

References

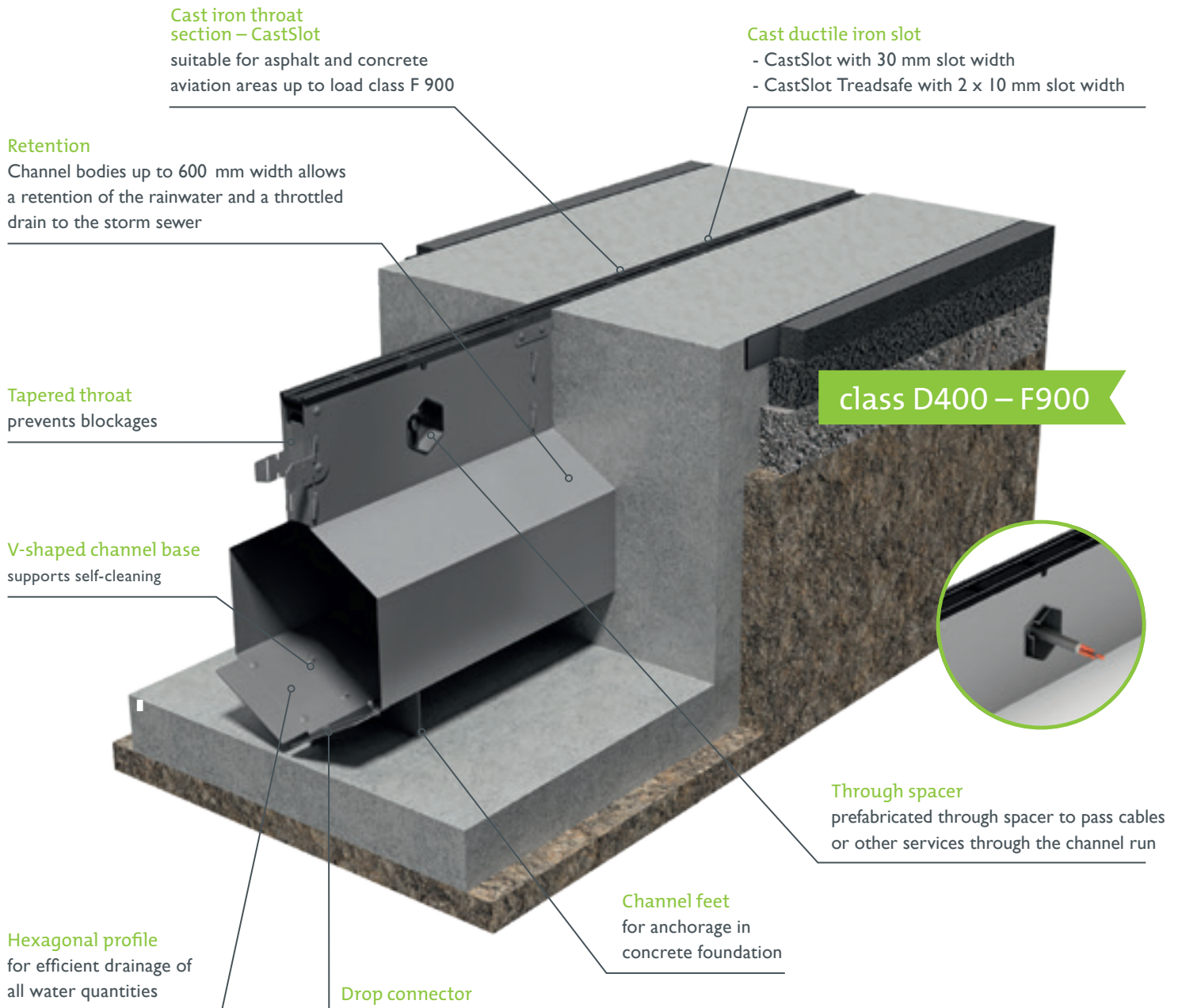


Just right whenever volume is required.

BG-GATIC

Intelligent design and easy to handle.

The range of BG-GATIC slot drain includes CastSlot and UltraSlot, and together with the complementary accessories, offer total planning flexibility. All channels are manufactured from galvanised steel and are suitable for applications up to load class F900.



Also available without cast iron edge: UltraSlot and UltraSlot Treadsafe.

The UltraSlot channel is manufactured from galvanised steel with a galvanised steel slot with 30 mm slot width. The Treadsafe model offers a slot width of 2 x 9 mm. The top edge is folded outwards.

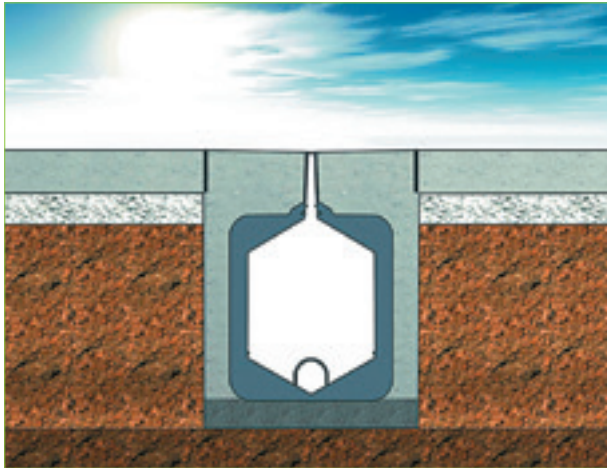


Heavy rain, large volumes of water, heavy loads,


a nightmare for some but the ideal conditions for the Gatic line drainage system. Thanks to its unique technology, which combines line drainage and retention, such challenging environments are the perfect installation site for this product:

Retention


During a heavy rain event, the Slotdrain gathers the rainwater and allows only a throttled amount of water running through the flow regulator steadily. This reduces hydraulic peaks and relieves the storm sewer.




Dry weather conditions.



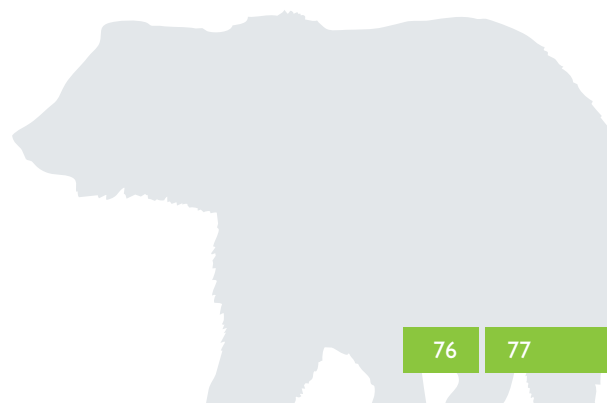
Rainfall starts, the BG-GATIC Slotdrain begins to fill with water and discharges via the flow regulator.



Water level in the BG-GATIC Slotdrain system rises with storm intensity. Outflow reaches designed regulated flow rate without flooding surrounding area.




Storm ceases, controlled outflow continues and water level in the BG-GATIC Slotdrain-System falls.




Perfectly designed to meet your requirements.

Accessories


A comprehensive range of accessories is available to suit every conceivable system design.




Channel body in 3 metre, 1 metre and 0,5 metre lengths



Channel pipes



Catchpit connectors




Access box with grating



Outlet box with grating




Sump unit with grating



End caps with outlet



Drop connector



Flow regulators

Send us your project!

Our technical support will be happy to advise you and provide you with an overall quote for your project sales.int@bg-graspointner.com



GRASPOINTNER
Sustainable innovation.

References



Applications: heavily loaded installation sites.

The BG-GATIC Slotdrain channels are mainly used in areas with heavy traffic volume or other areas with high heavy-duty vehicles circulation. Line drainage and effective retention – for the ultimate hydraulic requirements under extreme conditions (up to class F900).


An overview of applications:

- container ports
- ports and docks
- airports
- motor- and highways
- and similar areas

Perfect for everyday
challenges & any
other challenges too.

BG-FLEX

Our steel channel systems are as diverse as your requirements. Known for intelligent and innovative designs, continuous improvement, high-quality materials and reliable production processes, these BG strengths shine through in our products. Even if your project is absolutely unique, we will still find the optimal solution by tailor-making custom elements.



- **BG-FLEX FA facade channels**


flexible, fix or adjustable in height; different grating options; for drainage of flat roofs, terraces, balconies, etc.

- **BG-FLEX TE terrace slot channels**

Channel enables drainage on two levels – the floor covering and the underlying base plate; for drainage of terraces and gardens

- **BG-FLEX TM terrace channel**

for laying on the terrace / balconies in combination with paving



- **BG-FLEX omega**


slot width 16 mm; no grates/covers necessary; optimized omega-shaped design for best discharge performance; Application: industrial floor

- **BG-FLEX sigma & BG-FLEX sigma tec**

BG-FLEX sigma with NW 150 and BG-FLEX sigma tec with NW 100 feature a special flange connector that allows absolutely seamless installation. Freely selectable height and width, load capacity up to C 250; for parking garage drainage.




Technical data: www.say.bg/en/flex




BG-FLEX FA
facade channels
walkable | page 82–89



BG-FLEX TE
terrace slot channels
walkable | page 90



BG-FLEX TM
terrace channels
walkable | page 91



BG-FLEX omega
up to class C | page 96–99

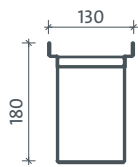
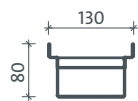
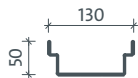



BG-FLEX sigma tec & sigma
up to class C | page 100–105

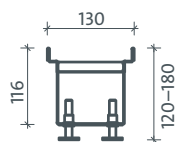
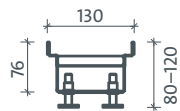


BG-FLEX FA

facade channels



fixed height



variable height

BG-FLEX FA facade channels, width 130 – GALVANISED STEEL

both-sided perforation (except accessory elements) or closed, galvanised steel (V)

Item no.	Channel body perforated – material thickness 1,00 mm		Length mm	Height mm	Weight
21013200	FA V width 130, fixed height	L	500	80	1,4 kg
21013201	FA V width 130, fixed height	L	1000	80	2,5 kg
21013202	FA V width 130, fixed height	L	2000	80	5,0 kg
21013211	FA V width 130, fixed height	L	1000	180	4,1 kg
21013212	FA V width 130, fixed height	L	2000	180	8,1 kg
21013203	FA V width 130, fixed height	L	1000	50	2,0 kg
21013204	FA V width 130, fixed height	L	2000	50	4,1 kg
Item no.	Channel body with open bottom – material thickness 1,50 mm		Length mm	Height mm	Weight
21013231	FA plus V width 130, variable height, incl. 4 adjustable feet	L	1000	80 – 120	3,0 kg
21013232	FA plus V width 130, variable height, incl. 6 adjustable feet	L	2000	80 – 120	6,1 kg
21013233	FA plus V width 130, variable height, incl. 4 adjustable feet	L	1000	120 – 180	3,9 kg
21013234	FA plus V width 130, variable height, incl. 6 adjustable feet	L	2000	120 – 180	8,0 kg
Item no.	Channel body closed – material thickness 1,00 mm		Length mm	Height mm	Weight
21013251	FA V width 130, fixed height	L	1000	80	2,6 kg
21013252	FA V width 130, fixed height	L	2000	80	5,1 kg
21013261	FA V width 130, fixed height	L	1000	180	4,1 kg
21013262	FA V width 130, fixed height	L	2000	180	8,3 kg
Item no.	Gratings – width 122 mm		Material	Pc./pallet	Weight
24513201	FA mesh grating 1000/122/20, MW 30/10	L	galvanised steel	120	2,5 kg
24513202	FA mesh grating 500/122/20, MW 30/10	L	galvanised steel	48	1,3 kg
24513203	FA slotted grating 1000/122/20, SW 9/85	L	galvanised steel	120	1,5 kg
24513204	FA slotted grating 500/122/20, SW 9/85	L	galvanised steel	48	0,8 kg
24513205	FA perforated grating 1000/122/20, Ø 6 mm	L	galvanised steel	120	1,6 kg
24513206	FA perforated grating 500/122/20, Ø 6 mm	L	galvanised steel	48	0,8 kg
24513207	FA longitudinal bar grating 1000/122/20, bar distance 10 mm	L	galvanised steel	120	3,9 kg
24513208	FA longitudinal bar grating 500/122/20, bar distance 10 mm	L	galvanised steel	48	2,0 kg
24513209	FA cross bar grating 1000/122/20, bar distance 10 mm	L	galvanised steel	120	4,2 kg
24513210	FA cross bar grating 500/122/20, bar distance 10 mm	L	galvanised steel	48	2,1 kg
24513211	FA design grating „sunrays“ 1000/122/20	L	galvanised steel	120	1,4 kg
24513212	FA design grating „sunrays“ 500/122/20	L	galvanised steel	48	0,7 kg
Item no.	Accessories		Material	Height mm	Weight
24913201	FA outlet unit V width 130, outlet DN 75, L = 1000 mm	L	galvanised steel	80	2,6 kg
24913202	FA outlet unit V width 130, outlet DN 75, L = 1000 mm	L	galvanised steel	180	4,3 kg
24913211	FA corner piece 90° V width 130, fixed height	L	galvanised steel	80	2,1 kg
24913221	FA front cap V width 130, fixed height	L	galvanised steel	80	0,1 kg
24913222	FA front cap V width 130, fixed height	L	galvanised steel	180	0,2 kg
24913220	FA front cap V width 130, fixed height	L	galvanised steel	50	0,1 kg
24913223	FA plus front cap V width 130	L	galvanised steel	80 – 120	0,1 kg
24913224	FA plus front cap V width 130	L	galvanised steel	120 – 180	0,1 kg
24900011	FA bolting-material set for mesh gratings and longitudinal bar gratings consisting of clip, bolt and sleeve nut (required per m: 2 pcs.)	L	stainless steel		0,1 kg

i Further heights on request

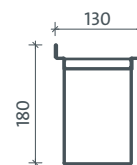
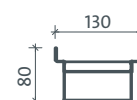
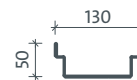
i All FA facade channels incl. gratings are walkable and wheelchair-accessible!

i **Please note that delivery times may be longer for these product groups!**
 Orders with a value of less than € 1,000.00 before sales tax may be charged with a surcharge for small quantities of € 100.00 to cover setup costs. Stock items are excluded from this surcharge.
 For channels with an overall length of 2000 mm, longer pallets (2080x780x150mm) are used for safe transport. This results in additional costs of € 22.50.

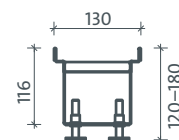
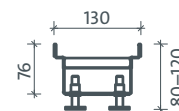
BG-FLEX FA facade channels, width 130 – STAINLESS STEEL

both-sided perforation (except accessory elements) or closed, stainless steel (E)

Item no.	Channel body perforated – material thickness 1,00 mm	Length mm	Height mm	Weight
21013300	FA E width 130, fixed height	500	80	1,4 kg
21013301	FA E width 130, fixed height	L	1000	2,5kg
21013302	FA E width 130, fixed height	L	2000	5,0 kg
21013311	FA E width 130, fixed height	L	1000	4,1 kg
21013312	FA E width 130, fixed height	L	2000	8,1 kg
21013303	FA E width 130, fixed height	L	1000	2,1 kg
21013304	FA E width 130, fixed height	L	2000	4,1 kg
Item no.	Channel body with open bottom – material thickness 1,50 mm	Length mm	Height mm	Weight
21013331	FA plus E width 130, variable height, incl. 4 adjustable feet	1000	80 – 120	3,0 kg
21013332	FA plus E width 130, variable height, incl. 6 adjustable feet	2000	80 – 120	6,1 kg
21013333	FA plus E width 130, variable height, incl. 4 adjustable feet	1000	120 – 180	3,9 kg
21013334	FA plus E width 130, variable height, incl. 6 adjustable feet	2000	120 – 180	8,0 kg
Item no.	Channel body closed – material thickness 1,00 mm	Length mm	Height mm	Weight
21013351	FA E width 130, fixed height	L	1000	80
21013352	FA E width 130, fixed height	L	2000	80
21013361	FA E width 130, fixed height	L	1000	180
21013362	FA E width 130, fixed height	L	2000	180
Item no.	Gratings – width 122 mm	Material	Pc./pallet	Weight
24513301	FA mesh grating 1000/122/20, MWV 30/10	L stainless steel	120	2,5 kg
24513302	FA mesh grating 500/122/20, MWV 30/10	L stainless steel	48	1,3 kg
24513303	FA slotted grating 1000/122/20, SW 9/85	L stainless steel	120	1,5 kg
24513304	FA slotted grating 500/122/20, SW 9/85	L stainless steel	48	0,8 kg
24513305	FA perforated grating 1000/122/20, Ø 6 mm	L stainless steel	120	1,6 kg
24513306	FA perforated grating 500/122/20, Ø 6 mm	L stainless steel	48	0,8 kg
24513307	FA longitudinal bar grating 1000/122/20, bar distance 10 mm	L stainless steel	120	3,9 kg
24513308	FA longitudinal bar grating 500/122/20, bar distance 10 mm	L stainless steel	48	2,0 kg
24513309	FA cross bar grating 1000/122/20, bar distance 10 mm	L stainless steel	120	4,2 kg
24513310	FA cross bar grating 500/122/20, bar distance 10 mm	L stainless steel	48	2,1 kg
24513311	FA design grating „sunrays“ 1000/122/20	L stainless steel	120	1,4 kg
24513312	FA design grating „sunrays“ 500/122/20	L stainless steel	48	0,7 kg
Item no.	Accessories	Material	Height mm	Weight
24913301	FA outlet unit E width 130, outlet DN 75, L = 1000 mm	L stainless steel	80	2,6 kg
24913302	FA outlet unit E width 130, outlet DN 75, L = 1000 mm	L stainless steel	180	4,4 kg
24913311	FA corner piece 90° E width 130, fixed height	L stainless steel	80	2,1 kg
24913321	FA front cap E width 130, fixed height	L stainless steel	80	0,1 kg
24913322	FA front cap E width 130, fixed height	L stainless steel	180	0,2 kg
24913320	FA front cap E width 130, fixed height	L stainless steel	50	0,1 kg
24913323	FA plus front cap E width 130	L stainless steel	80 – 120	0,1 kg
24913324	FA plus front cap E width 130	L stainless steel	120 – 180	0,1 kg
24900011	FA bolting-material set for mesh gratings and longitudinal bar gratings consisting of clip, bolt and sleeve nut (required per m: 2 pcs.)	L stainless steel		0,1 kg



fixed height




variable height

i Further heights on request

Variability is the “plus”: BG-FLEX FA plus.

FA “plus” facade channel elements are freely height-adjustable using adjustable feet. This has numerous application advantages:

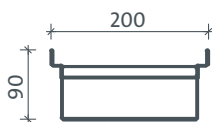

- great flexibility in height by adjustable feet – a hexagon socket bolt can be turned from above to make adjustments even after installation
- Maximum, immediate rainwater discharge is possible due to the open channel bottom
- optimal protection against splashing and driving rain
- particularly suitable for terrace coverings laid on pedestals



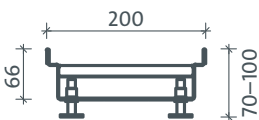
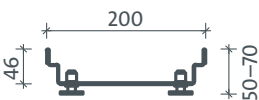


BG-FLEX FA

facade channels



fixed height



variable height

i Further heights on request

BG-FLEX FA Facade channels width 200 – GALVANISED STEEL

both-sided perforation (except accessory elements) or closed, galvanised steel (V)

Item no.	Channel body perforated – material thickness 1,00 mm	Length mm	Height mm	Weight	
21020200	FA V width 200, fixed height	L	500	1,3 kg	
21020201	FA V width 200, fixed height	L	1000	2,6 kg	
21020202	FA V width 200, fixed height	L	2000	5,2 kg	
21020211	FA V width 200, fixed height	L	1000	3,3 kg	
21020212	FA V width 200, fixed height	L	2000	6,6 kg	
Item no.	Channel body with open bottom – material thickness 1,50 mm	Length mm	Height mm	Weight	
21020221	FA plus V width 200, variable height, incl. 4 adjustable feet	L	1000	50 – 70	2,4 kg
21020222	FA plus V width 200, variable height, incl. 6 adjustable feet		2000	50 – 70	4,9 kg
21020223	FA plus V width 200, variable height, incl. 4 adjustable feet	L	1000	70 – 100	3,0 kg
21020224	FA plus V width 200, variable height, incl. 6 adjustable feet		2000	70 – 100	5,9 kg
Item no.	Channel body closed – material thickness 1,00 mm	Length mm	Height mm	Weight	
21020231	FA V width 200, fixed height	L	1000	50	2,6 kg
21020232	FA V width 200, fixed height		2000	50	5,3 kg
21020241	FA V width 200, fixed height	L	1000	90	3,4 kg
21020242	FA V width 200, fixed height		2000	90	6,7 kg
Item no.	Channel body accessible – material thickness 1,00 mm	Length mm	Height mm	Weight	
21020251	FA V width 200, different limb heights		1000	50 / 60	2,7 kg
21020252	FA V width 200, different limb heights		2000	50 / 60	5,3 kg
Item no.	Gratings – width 198 mm	Material	Pc./pallet	Weight	
24520201	FA mesh grating 1000/198/20, MW 30/10	L galvanised steel	60	3,8 kg	
24520202	FA mesh grating 500/198/20, MW 30/10	L galvanised steel	30	2,0 kg	
24520207	FA perforated grating 1000/198/20, Ø 6 mm	L galvanised steel	60	3,5 kg	
24520208	FA perforated grating 500/198/20, Ø 6 mm	L galvanised steel	30	1,7 kg	
24520203	FA longitudinal bar grating 1000/198/20, bar distance 10 mm	L galvanised steel	60	6,4 kg	
24520204	FA longitudinal bar grating 500/198/20, bar distance 10 mm	L galvanised steel	30	3,2 kg	
24520205	FA cross bar grating 1000/198/20, bar distance 10 mm		60	8,8 kg	
24520206	FA cross bar grating 500/198/20, bar distance 10 mm		30	4,4 kg	
Item no.	Accessories	Material	Height mm	Weight	
24920201	FA outlet unit V width 200, Outlet DN 75, L = 1000 mm	L galvanised steel	50	2,8 kg	
24920202	FA outlet unit V width 200, Outlet DN 75, L = 1000 mm	L galvanised steel	90	3,5 kg	
24920211	FA corner piece 90° V width 200, fixed height	L galvanised steel	50	2,0 kg	
24920212	FA corner piece 90° V width 200, fixed height	L galvanised steel	90	2,6 kg	
24920221	FA front cap V width 200, fixed height	L galvanised steel	50	0,1 kg	
24920222	FA front cap V width 200, fixed height	L galvanised steel	90	0,1 kg	
24920223	FA plus front cap V width 200	L galvanised steel	50 – 70	0,1 kg	
24920224	FA plus front cap V width 200	L galvanised steel	70 – 100	0,1 kg	
24900011	FA bolting-material set for mesh gratings and longitudinal bar gratings consisting of clip, bolt and sleeve nut (required per m: 2 pcs.)	L stainless steel		0,1 kg	
24900012	FA bolting-material set for mesh gratings and longitudinal bar gratings consisting of locking bar incl. nut, clip and bolt ¹⁾	L galvanised steel		0,1 kg	

i All FA facade channels incl. gratings are walkable and wheelchair-accessible!

i Please note that delivery times may be longer for these product groups!

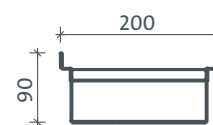
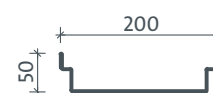
Orders with a value of less than € 1,000.00 before sales tax may be charged with a surcharge for small quantities of € 100.00 to cover setup costs. Stock items are excluded from this surcharge.

For channels with an overall length of 2000 mm, longer pallets (2080x780x150mm) are used for safe transport. This results in additional costs of € 22.50.

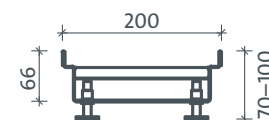
BG-FLEX FA Facade channels width 200 – STAINLESS STEEL

both-sided perforation (except accessory elements) or closed, stainless steel (E)

Item no.	Channel body perforated – material thickness 1,00 mm	Length mm	Height mm	Weight
21020300	FA E width 200, fixed height	500	50	1,3 kg
21020301	FA E width 200, fixed height	L	1000	2,6 kg
21020302	FA E width 200, fixed height	L	2000	5,3 kg
21020311	FA E width 200, fixed height	L	1000	3,3 kg
21020312	FA E width 200, fixed height		2000	6,6 kg
Item no.	Channel body with open bottom – material thickness 1,50 mm	Length mm	Height mm	Weight
21020321	FA plus E width 200, variable height, incl. 4 Adjustable feet	1000	50 – 70	2,4 kg
21020322	FA plus E width 200, variable height, incl. 6 Adjustable feet	2000	50 – 70	4,9 kg
21020323	FA plus E width 200, variable height, incl. 4 Adjustable feet	1000	70 – 100	3,0 kg
21020324	FA plus E width 200, variable height, incl. 6 Adjustable feet	2000	70 – 100	5,9 kg
Item no.	Channel body closed – material thickness 1,00 mm	Length mm	Height mm	Weight
21020331	FA E width 200, fixed height	1000	50	2,6 kg
21020332	FA E width 200, fixed height	2000	50	5,3 kg
21020341	FA E width 200, fixed height	1000	90	3,4 kg
21020342	FA E width 200, fixed height	2000	90	6,7 kg
Item no.	Gratings – width 198 mm	Material	Pc./pallet	Weight
24520301	FA mesh grating 1000/198/20, MW 30/10	L stainless steel	60	3,8 kg
24520302	FA mesh grating 500/198/20, MW 30/10	L stainless steel	30	2,0 kg
24520307	FA perforated grating 1000/198/20, Ø 6 mm	L stainless steel	60	3,5 kg
24520308	FA perforated grating 500/198/20, Ø 6 mm	L stainless steel	30	1,7 kg
24520303	FA longitudinal bar grating 1000/198/20, Bar distance 10 mm	L stainless steel	60	6,4 kg
24520304	FA longitudinal bar grating 500/198/20, Bar distance 10 mm	L stainless steel	30	3,2 kg
24520305	FA cross bar grating 1000/198/20, Bar distance 10 mm	stainless steel	60	8,8 kg
24520306	FA cross bar grating 500/198/20, Bar distance 10 mm	stainless steel	30	4,4 kg
Item no.	Accessories	Material	Height mm	Weight
24920301	FA outlet unit E width 200, Outlet DN 75, L = 1000 mm	stainless steel	50	2,8 kg
24920302	FA outlet unit E width 200, Outlet DN 75, L = 1000 mm	stainless steel	90	3,5 kg
24920311	FA corner piece 90° E width 200, fixed height	L stainless steel	50	2,0 kg
24920312	FA corner piece 90° E width 200, fixed height	L stainless steel	90	2,6 kg
24920321	FA front cap E width 200, fixed height	L stainless steel	50	0,1 kg
24920322	FA front cap E width 200, fixed height	L stainless steel	90	0,1 kg
24920323	FA plus front cap E width 200, BH 50-70	L stainless steel	50 – 70	0,1 kg
24920324	FA plus front cap E width 200, BH 70-100	L stainless steel	70 – 100	0,1 kg
24900011	FA bolting-material set for mesh gratings and longitudinal bar gratings consisting of clip, bolt and sleeve nut (required per m: 2 pcs.)	L stainless steel		0,1 kg
24900013	FA bolting-material set for mesh gratings and longitudinal bar gratings consisting of locking bar incl. nut clip and bolt	L stainless steel		0,1 kg



fixed height




variable height

i Further heights on request

BG-FILCOTEN

BG-CLASSIC


BG-FLEX





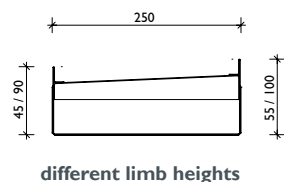
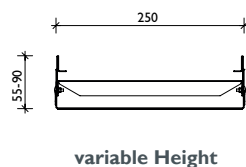
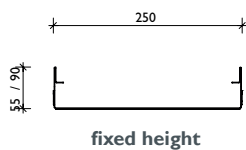
BG-FLEX FA

facade channels



BG-FLEX FA facade channels, width 250 – GALVANISED STEEL

both-sided perforation (except accessory elements) or closed, galvanised steel (V)




Item no.	Channel body perforated – material thickness 1,00 mm	Length mm	Height mm	Weight
39430	FA V width 250, fixed height	500	55	1,7 kg
39431	FA V width 250, fixed height L	1000	55	3,3 kg
39432	FA V width 250, fixed height L	2000	55	6,6 kg
39451	FA V width 250, fixed height L	1000	90	3,9 kg
39452	FA V width 250, fixed height L	2000	90	7,7 kg
39461	FA V width 250, variable height L	1000	55 – 90	4,1 kg
39462	FA V width 250, variable height L	2000	55 – 90	8,2 kg
Item no.	Channel body closed – material thickness 1,00 mm	Length mm	Height mm	Weight
39433	FA V width 250, fixed height	500	55	1,7 kg
39434	FA V width 250, fixed height L	1000	55	3,3 kg
39435	FA V width 250, fixed height	2000	55	6,6 kg
39454	FA V width 250, fixed height L	1000	90	3,9 kg
39455	FA V width 250, fixed height	2000	90	7,7 kg
Item no.	Channel body accessible – material thickness 1,00 mm	Length mm	Height mm	Weight
39476	FA V width 250, different limb heights	1000	45 / 55	3,2 kg
39471	FA V width 250, different limb heights	1000	90 / 100	4,1 kg
Item no.	Gratings – width 242 mm	Material	Pc./pallet	Weight
39600	FA mesh grating 1000/242/20, MW 30/10 L	galvanised steel	60	4,5 kg
39601	FA mesh grating 500/242/20, MW 30/10 L	galvanised steel	30	2,3 kg
39606	FA perforated grating 1000/242/20, Ø 6 mm	galvanised steel	60	4,6 kg
39607	FA perforated grating 500/242/20, Ø 6 mm	galvanised steel	30	2,3 kg
39602	FA longitudinal bar grating 1000/242/20, bar distance 10 mm	galvanised steel	60	7,2 kg
39603	FA longitudinal bar grating 500/242/20, bar distance 10 mm	galvanised steel	30	3,6 kg
39604	FA cross bar grating 1000/242/20, bar distance 10 mm	galvanised steel	60	7,0 kg
39605	FA cross bar grating 500/242/20, bar distance 10 mm	galvanised steel	30	3,6 kg
Item no.	Accessories	Material	Height mm	Weight
30019	Drain trap for bottom outlet DN 100 L	Plastic		0,2 kg
39711	FA outlet unit V width 250, outlet DN 100, L = 1000 mm L	galvanised steel	55	3,7 kg
39713	FA outlet unit V width 250, outlet DN 100, L = 1000 mm L	galvanised steel	90	4,6 kg
39714	FA outlet unit V width 250, outlet DN 100, L = 1000 mm	galvanised steel	55 – 90	4,3 kg
39751	FA corner piece 90° V width 250, variable height L	galvanised steel	55 – 90	1,1 kg
39670	FA front cap V width 250, fixed height L	galvanised steel	55	0,1 kg
39671	FA front cap V width 250, fixed height L	galvanised steel	90	0,2 kg
39672	FA front cap V width 250, variable height L	galvanised steel	55 – 90	0,2 kg
39696	FA bolting-material for all gratings L	Stainless steel		0,1 kg

i Further heights on request

Gratings: FA facade channels width 130, 200, 250 – galvanised or stainless steel




Mesh grating MW 30/10 for width 130, 200, 250




Perforated grating Ø 6 mm for width 130, 200, 250




Slotted grating SW 9/85 only for width 130



Longitudinal bar grating for width 130, 200, 250



Cross bar grating for width 130, 200, 250



Design grating „sunrays“ Delivery time and price on request!

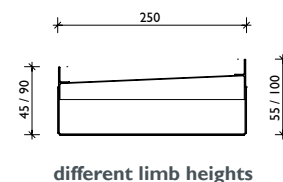
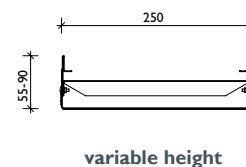
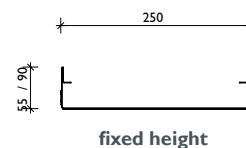

i All FA facade channels incl. gratings are walkable and wheelchair-accessible!

i Please note that delivery times may be longer for these product groups!
Orders with a value of less than € 1,000.00 before sales tax may be charged with a surcharge for small quantities of € 100.00 to cover setup costs. Stock items are excluded from this surcharge.

BG-FLEX FA facade channels, width 250 – STAINLESS STEEL

both-sided perforation (except accessory elements) or closed, stainless steel (E)

Item no.	Channel body perforated – material thickness 1,00 mm	Length mm	Height mm	Weight
39530	FA E width 250, fixed height	500	55	1,7 kg
39531	FA E width 250, fixed height L	1000	55	3,3 kg
39532	FA E width 250, fixed height L	2000	55	6,6 kg
39551	FA E width 250, fixed height L	1000	90	3,9 kg
39552	FA E width 250, fixed height	2000	90	7,7 kg
39561	FA E width 250, variable height	1000	55 – 90	4,1 kg
39562	FA E width 250, variable height	2000	55 – 90	8,2 kg
Item no.	Channel body closed – material thickness 1,00 mm	Length mm	Height mm	Weight
39533	FA E width 250, fixed height	500	55	1,7 kg
39534	FA E width 250, fixed height	1000	55	3,3 kg
39535	FA E width 250, fixed height	2000	55	6,6 kg
39554	FA E width 250, fixed height	1000	90	3,9 kg
39555	FA E width 250, fixed height	2000	90	7,7 kg
Item no.	Channel body accessible – material thickness 1,00 mm	Length mm	Height mm	Weight
39576	FA E width 250, different limb heights	1000	45 / 55	3,2 kg
39571	FA E width 250, different limb heights	1000	90 / 100	4,1 kg
Item no.	Gratings – width 242 mm	Material	Pc./pallet	Weight
39630	FA mesh grating 1000/242/20, MWV 30/10 L	Stainless steel	60	4,5 kg
39631	FA mesh grating 500/242/20, MWV 30/10 L	Stainless steel	30	2,3 kg
39636	FA perforated grating 1000/242/20, Ø 6 mm	Stainless steel	60	4,6 kg
39637	FA perforated grating 500/242/20, Ø 6 mm	Stainless steel	30	2,3 kg
39632	FA longitudinal bar grating 1000/242/20, bar distance 10 mm	Stainless steel	60	7,2 kg
39633	FA longitudinal bar grating 500/242/20, bar distance 10 mm	Stainless steel	30	3,6 kg
39634	FA cross bar grating 1000/242/20, bar distance 10 mm	Stainless steel	60	7,0 kg
39635	FA cross bar grating 500/242/20, bar distance 10 mm	Stainless steel	30	3,6 kg
Item no.	Accessories	Material	Height mm	Weight
30019	Drain trap for bottom outlet DN 100 L	Plastic		0,2 kg
39716	FA outlet unit E width 250, outlet DN 100, L = 1000 mm	Stainless steel	55	3,7 kg
39718	FA outlet unit E width 250, outlet DN 100, L = 1000 mm	Stainless steel	90	4,6 kg
39719	FA outlet unit E width 250, outlet DN 100, L = 1000 mm L	Stainless steel	55 – 90	4,3 kg
39761	FA corner piece 90° E width 250, variable height L	Stainless steel	55 – 90	1,1 kg
39680	FA front cap E width 250, fixed height L	Stainless steel	55	0,1 kg
39681	FA front cap E width 250, fixed height L	Stainless steel	90	0,2 kg
39682	FA front cap E width 250, variable height	Stainless steel	55 – 90	0,2 kg
39696	FA bolting-material for all gratings L consisting of bracket and bolt (required per m: 2 pcs. – only available in stainless steel)	Stainless steel		0,1 kg



i Further heights on request

BG-FILCOTEN

BG-CLASSIC

BG-FLEX

References



BG-FLEX FA

facade channels




FA top section




NEW


FA add-on frame for gully top



FA top section mit Mesh grating



FA branch channels



NEW

FA gravel stop

i Positioning of outlet opening: channel end to outlet centre = 250 mm

BG-FLEX FA gully top

suitable as sump or maintenance unit with inserted mesh gratings

Item no.	Gully tops – material thickness 1,00 mm		Material	Height mm	Weight
24925200	FA gully top V 250/250, fixed height	L	galvanised steel	50	1,9 kg
24925201	FA gully top V 250/250, variable height	L	galvanised steel	70 – 100	2,6 kg
24925202	FA gully top V 250/250, variable height	L	galvanised steel	100 – 160	2,9 kg
24925300	FA gully top E 250/250, fixed height	L	stainless steel	50	1,9 kg
24925301	FA gully top E 250/250, variable height	L	stainless steel	70 – 100	2,6 kg
24925302	FA gully top E 250/250, variable height	L	stainless steel	100 – 160	2,9 kg
24940200	FA gully top V 400/400, fixed height	L	galvanised steel	50	2,4 kg
24940201	FA gully top V 400/400, variable height	L	galvanised steel	70 – 100	3,3 kg
24940202	FA gully top V 400/400, variable height	L	galvanised steel	100 – 160	4,1 kg
24940300	FA gully top E 400/400, fixed height		stainless steel	50	2,4 kg
24940301	FA gully top E 400/400, variable height	L	stainless steel	70 – 100	3,3 kg
24940302	FA gully top E 400/400, variable height	L	stainless steel	100 – 160	4,1 kg
24925210	FA add-on frame for gully top V 250/250, fixed height	L	galvanised steel	80	1,5 kg
24940210	FA add-on frame for gully top V 400/400, fixed height	L	galvanised steel	80	3,3 kg
24925310	FA add-on frame for gully top E 250/250, fixed height	L	stainless steel	80	1,5 kg
24940310	FA add-on frame for gully top E 400/400, fixed height	L	stainless steel	80	3,3 kg

Item no.	Gratings for top sections		Material	Pc./pallet	Weight
24525200	FA mesh grating 240/240/20, MW 30/10	L	galvanised steel	120	1,3 kg
24525300	FA mesh grating 240/240/20, MW 30/10	L	stainless steel	120	1,3 kg
24540200	FA mesh grating 392/392/20, MW 30/10	L	galvanised steel	120	2,5 kg
24540300	FA mesh grating 392/392/20, MW 30/10	L	stainless steel	120	2,5 kg


BG-FLEX FA branch canal

to connect channels and outlet

Item no.	Branch canals		Length mm	Height mm	Weight
37851	FA branch canal 1000/90/30, galvanised steel	L	1000	30	1,1 kg
37852	FA branch canal 2000/90/30, galvanised steel	L	2000	30	2,2 kg
37861	FA branch canal 1000/90/30, stainless steel	L	1000	30	1,1 kg
37862	FA branch canal 2000/90/30, stainless steel	L	2000	30	2,2 kg

BG-FLEX FA gravel stop


Item no.	Gravel stop		Length mm	Material	Weight
24900701	FA gravel stop 30x50 mm, perforated, 2 mm thickness	L	2000	aluminium	0,8 kg
24900702	FA gravel stop 50x80 mm, perforated, 2 mm thickness	L	2000	aluminium	1,3 kg



FA outlet unit, with bottom outlet DN 75



FA corner pieces



FA front caps



FA bolting-material set

Every product requires structure.

We ensure conformity.

Key points of Austrian standard ÖNORM B 3691:

Three distinct usage situations:

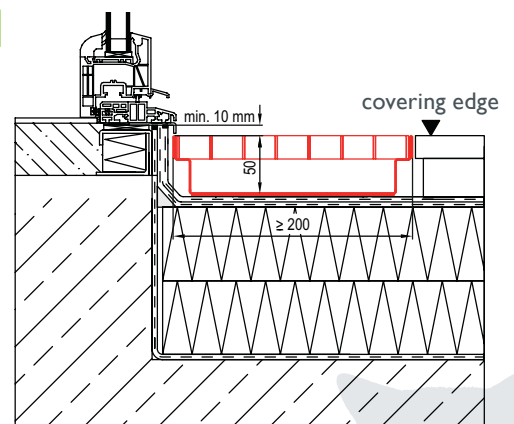
- **Exposed location:** Wall, door or window connection directly exposed to weathering effects of driving rain
- **Partially exposed location:** Wall, door or window connection partially protected from weathering effects of driving rain
- **Non-exposed location:** Wall, door or window connection protected from weathering effects of driving rain

Door and window element connections conformant with Austrian standard B 3691:

	min. width of drainage channel in mm	min. height of the drainage channel in mm	minimum height above covering	Recommended product
Partially exposed location	120	80	10	FA width 130, fixed height 80 FA width 130, variable height 80-120
	200	40	10	FA width 200, fixed height 50 FA width 200, variable height 50-70
Exposed location	120	180	10	FA width 130, fixed height 180
	200	90	10	FA width 200, fixed height 90 FA width 200, variable height 70-100

Further important requirements under Austrian standard B 3691:

- The cross section of the hydraulic channel must be adapted for local conditions
- For roof drainage, branch channels are to be planned to lie beneath coverings in gravel bed or under bound coverings
- Double-sided perforated or closed side walls of the drainage channel
- For variable-height drainage channels, height adjustment should be possible when installed
- For facade channels installed in front of the soffit, the area between door element and channel must have a 5° slope. In such case, the channel must be extended at least 20 cm beyond the door reveal width on both sides.



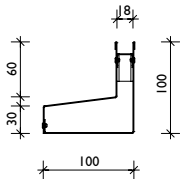



BG-FLEX^{TE}

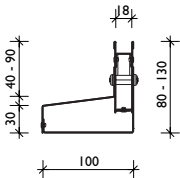
terrace slot channels

BG-FLEX^{TE} terrace slot channels, slot width 18 – STAINLESS STEEL

for drainage of terraces and gardens




fixed height



variable Height


Item no.	Channel body asymmetric – material thickness 1,00 mm	Length mm	Height mm	Weight
38000	TE E SW 18 – unperforated	L	100	3,0 kg
38010	TE E SW 18 – unperforated	L	80 – 130	3,7 kg
38020	TE E SW 18 – perforated	L	100	3,0 kg
38030	TE E SW 18 – perforated	L	80 – 130	3,7 kg
Item no.	Gratings	Material	Pc./pallet	Weight
37955	TE slot inlay with square perforation 8/8 mm, L = 500 mm	L stainless steel	200	0,1 kg
37956	TE slot inlay with square perforation 8/8 mm, L = 1000 mm	L stainless steel	100	0,2 kg
37961	TE construction time barrier SW 18 mm, L = 1000 mm	L wood	200	0,1 kg
Item no.	Accessories	Material	Height mm	Weight
38040	TE maintenance unit 500/100 with outlet at bottom or side	L stainless steel	80 – 130	3,0 kg
13399	TE opening tool for maintenance unit-cover – 2 pcs. required	L plastic/galvanised		0,1 kg
38050	TE external corner 200/200 – unperforated	L stainless steel	80 – 130	1,2 kg
38055	TE internal corner 200/200 – unperforated	L stainless steel	80 – 130	1,4 kg
38060	TE front cap left/right, width 100 mm	L stainless steel	80 – 130	0,1 kg



TE slot inlay with square perforation 8/8 mm




TE construction time barrier made of wood, L = 1000 mm




TE maintenance unit 500/100 with outlet: bottom DN 75 / at the side DN 50



TE front cap left/right, width 100 mm



TE external corner 200/200 – unperforated



TE internal corner 200/200 – unperforated



Please note that delivery times may be longer for these product groups!

Orders with a value of less than € 1.000,00 before sales tax may be charged with a surcharge for small quantities of € 100,00 to cover setup costs. Stock items are excluded from this surcharge.





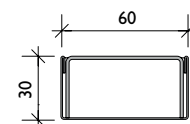

BG-FLEX™

terrace channel


BG-FLEX™ terrace channel, width 60 – STAINLESS STEEL

for drainage on terraces and balconies

Item no.	Channel body	Length mm	Height mm	Weight
21106301	TM terrace channel E, width 60, fixed height incl. grating and front-/connecting cap	1000	30	2,1 kg
Item no.	Outlet unit	Length mm	Height mm	Weight
21106302	TM terrace channel outlet unit E, width 60, fixed height incl. grating and 2 front-/connecting caps, outlet DN 50	1000	30	2,1 kg



fixed height



Outlet unit incl. front cap,
bottom outlet DN 50

Benefits of the new mini-channel for terraces:

- Material thickness: channel body 0,75 mm / grating 1,50 mm
- narrow, discreet look due channel width 60
- Laying simultaneously with the terrace plates, no special substructure is required
- A film on the channel grating provides protection against damage while construction is ongoing
- DIY due to quick-and-easy installation

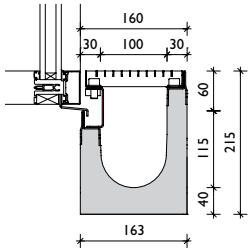

References





BG-CLASSIC BGU-Z

facade channels



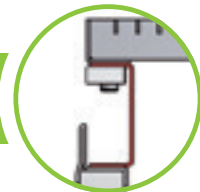
BG-CLASSIC BGU-Z, nominal with 100

Concrete channel with different limb heights and integrated galvanised (V) or stainless steel edges (E)

Item no.	Channel body with safety joint	Slope	Pc./pallet	Weight
34045	BGU-ZV NW 100, different limb heights ¹⁾	0,0 %	28	39,5 kg
34047	BGU-Z E NW 100, different limb heights ¹⁾	0,0 %	28	39,5 kg
Item no.	Special profile incl. bolting-material	Material	Pc./pallet	Weight
32076	Special profile for height adjustment for BGU-Z facade channels ¹⁾	galvanised steel		0,2 kg
32077	Special profile for height adjustment for BGU-Z facade channels ¹⁾	stainless steel		0,2 kg
Item no.	Gratings	Load class	Pc./pallet	Weight
22152	Mesh grating 1000/147/25, MW 30/10	C 250	120	4,1 kg
22153	Mesh grating 500/147/25, MW 30/10	C 250		2,2 kg
Item no.	Accessories	Material	Pc./pallet	Weight
22220	Front / end cap	galvanised steel		0,4 kg
22221	End cap with outlet DN 100	galvanised steel		0,5 kg



Special profile for height adjustment is bolted with the grating.
Requirement: 2 pieces per grating







References

BG-FILCOTEN

BG-CLASSIC

BG-FLEX



As **unique** as your **requirements.**

Our special solutions.

We know that some challenges cannot be solved with standard channel elements. Our technicians can design any solution for your specific requirements. With our know-how, we will produce what you need, and provide support on site.

Send us your project!


Our technical support will be happy to provide you with a quote for your project.




FA facade channel – built-in radial



Slot tops near fountains



FA built around the corner




slot sop – curved



References



slot top with drainage-slots for drainage of the second level



FA with mitred cut



FA with design grating "sunrays"



FA with anti-slip mesh grating

Understated, yet remarkably efficient & resilient:

BG-FLEX omega indoor slot channel system

The ability to withstand heavy loads without a cover and, at the same time, ensure reliable and long-lasting drainage performance, makes the BG-FLEX omega slotted channel a simple, economical solution for your indoor drainage.

Thanks to the "V"-shaped channel bottom, liquids can be drained off safely and efficiently. An odour trap is integrated in the outlet elements as standard.

Areas of application.

Food industry, industrial kitchens, slaughterhouses, wineries, breweries, etc.

up to class C 250

Visible edge with shimming

- shimming made from PVC, bonded into the edge profile
- for cavity-free, high load capacity grouting in the concrete/in the coating

Liquid-tight joints

- bolted flange
- seal made from EPDM (alternatively made from Teflon or silicone)
- complete with stainless steel M8 bolting

Corner piece

- corner piece with a leg length of 500 mm
- cost-effective and efficient corner solution
- best trafficability

Outlet elements incl. odour trap

- outlet element with vertical (see picture above) or horizontal outlet
- various dimensions and heights for higher drainage capacity
- removable sediment bucket
- solid cover up to B 125 kN, class C 250 kN upon request



Channel body made from stainless steel

- optimized omega shape for high runoff performance, easy cleaning and high stability (inbuilt slot bridge)
- 1.4301 stainless steel or higher quality upon request
- material thickness 2 mm
- slot width 16 mm, no cover required

Connecting elements

- for corners, cross or T connections
- also available with outlets

Channel with outlet

- vertical/horizontal outlet directly from the channel element
- freely chosen position in the channel run

Anchor plate

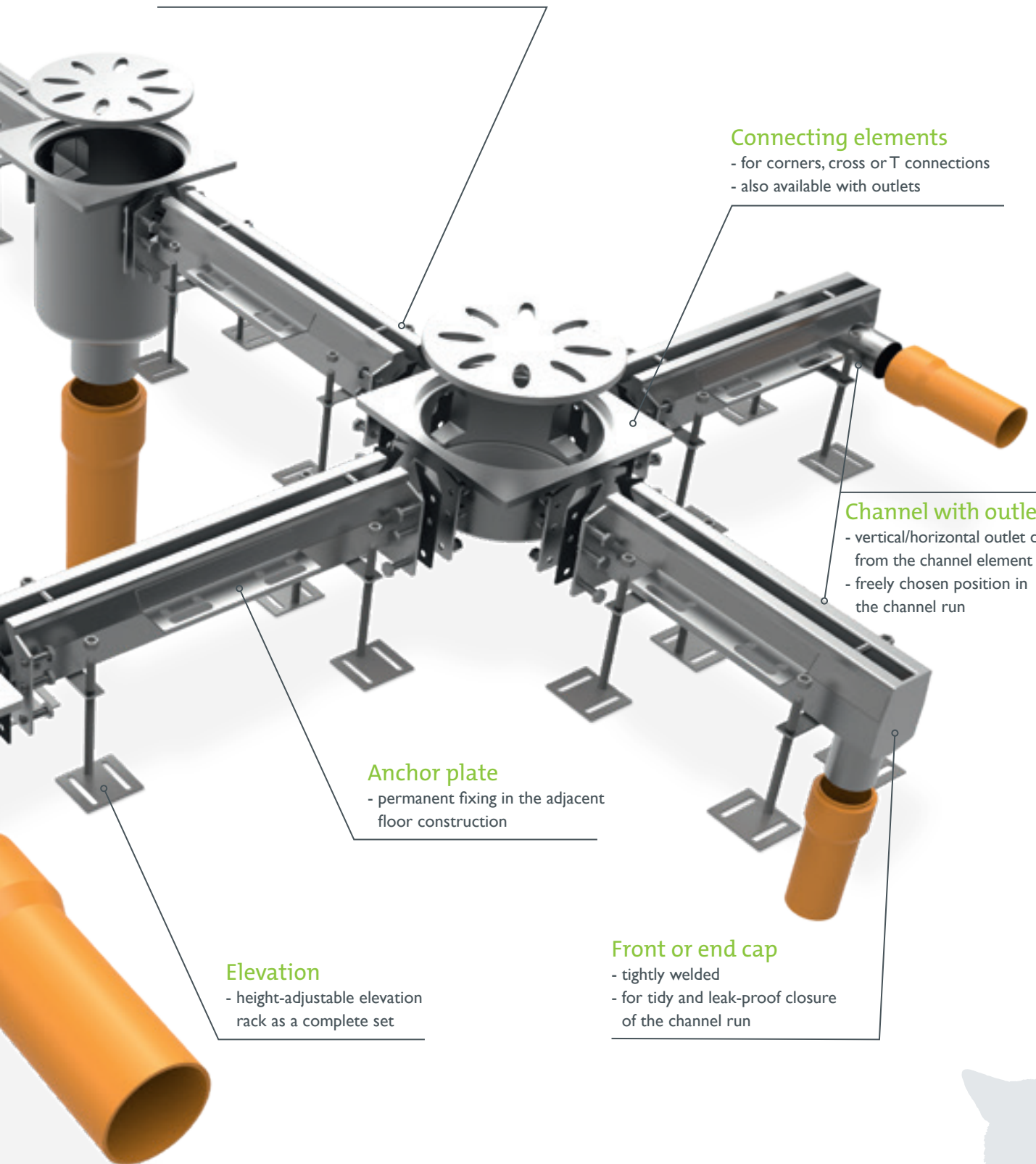
- permanent fixing in the adjacent floor construction

Elevation

- height-adjustable elevation rack as a complete set


Front or end cap

- tightly welded
- for tidy and leak-proof closure of the channel run



up to class C250

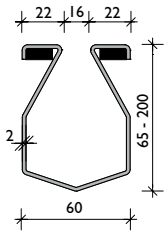
BG-FLEX omega indoor slot channel system



BG-FLEX omega SW 16 – STAINLESS STEEL

Channel elements with or without slope, with sealing flange for bolting

omega without slope – material thickness: 2,0 mm	Length mm	Height mm	Weight
omega – SW 16, without slope, various heights – flange at both ends	to max. 3000	65 – 200	4,4 – 25,5 kg
omega with 0,5 % slope – material thickness: 2,0 mm	Length mm	Height mm	Weight
omega – SW 16, with 0,5 % slope, various heights – flange at both ends	to max. 3000	65 – 200	4,5 – 24,6 kg



Flange connection
with seal

BG-FLEX omega outlet elements incl. odour trap

for BG-FLEX omega slotted channels, with sediment bucket, in various sizes and heights, always for vertical or horizontal connection

omega outlet-elements incl. odour trap and sediment bucket	Material	Height mm	Weight
omega outlet element 247 x 247 with sediment bucket, with DN 100 outlet, for vertical connection	stainless steel	260	8,3 kg
omega outlet element 247 x 247 with sediment bucket, with DN 100 outlet, for horizontal connection	stainless steel	260	8,3 kg



Other outlet elements for higher hydraulic capacity upon request.



omega outlet elements incl.
odour trap and sediment bucket,
horizontal outlet



omega outlet elements incl.
odour trap and sediment
bucket, vertical outlet



Please note that these products are manufactured to order – no in-stock products!




Accessories

for BG-FLEX omega slotted channels, SW 16


Accessories	Material	Height mm	Weight
omega corner 90°, leg length 500 mm	stainless steel	65 – 200	4,4 – 9,0 kg
omega corner connector 90°	stainless steel	65 – 200	5,7 – 7,3 kg
omega T-connector	stainless steel	65 – 200	6,1 – 7,8 kg
omega cross connector	stainless steel	65 – 200	6,5 – 8,3 kg
omega front or end cap	stainless steel	65 – 200	0,3 – 2,7 kg
omega end cap with outlet DN 50 mm	stainless steel	65 – 200	0,4 – 2,8 kg



omega corner with leg length 500 mm



omega corner connector



omega T-connector



omega cross connector

Send us your project!

Our technical support service will be happy to provide you with a quote for your project: sales.int@bg-graspointner.com

References



Square-shaped and **well-sealed.**

BG-FLEX sigma tec grid unit system

BG-FLEX sigma tec – the drainage system for commercial buildings – is made of stainless steel 1.4301 or a higher grade. The product is the ideal solution for draining accumulating surface water from coated concrete coverings. Floor coatings can be laid right up snug with the channel system for long-lasting protection of the building structure.

Gratings of stainless steel or plastic, depending on the nominal width, can be selected from the BG-FILCOTEN product range, up to load class C250.

Areas of application.

Car parks, parking areas, food processing sites, chemical plants, breweries, dairies, supermarkets, catering, hospitals, etc.

up to class C 250

Liquid-tight joints

- bolted flange
- seal made from NBR
- complete with stainless steel M6 bolting

Front cap

- for a clean end to a channel line
- incl. coating slot
- with bolted seal

Perforated coating slot

- Permanently connects the floor coating to the perforated slot connection plate

Elevation

- height-adjustable elevation rack as a complete set



Grating

- COMBee plastic design-grating or
mash grating made from stainless steel
- Ø 7mm or MW 30/10
- load class B 125 or C 250
- with fiX-locking
- optional bolting on demand

Sump pit frame

- as a connecting element
- also for T, corner and cross connections
- as stacking frame for a catch basin/sump
pit constructed on site

Anchor bar

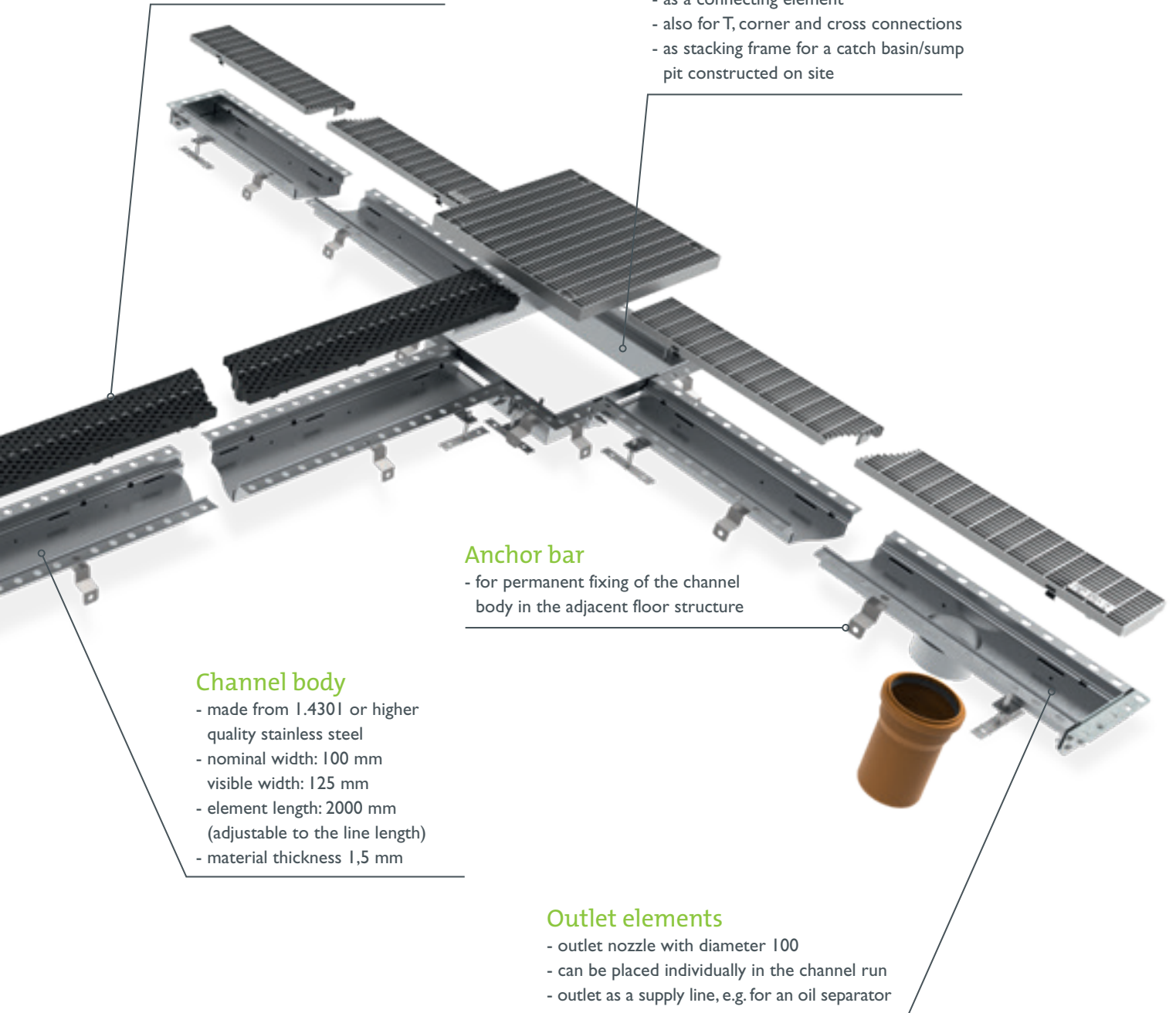
- for permanent fixing of the channel
body in the adjacent floor structure

Channel body

- made from 1.4301 or higher
quality stainless steel
- nominal width: 100 mm
visible width: 125 mm
- element length: 2000 mm
(adjustable to the line length)
- material thickness 1,5 mm

Outlet elements

- outlet nozzle with diameter 100
- can be placed individually in the channel run
- outlet as a supply line, e.g. for an oil separator



up to class C250

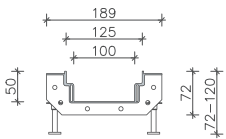
BG-FLEX sigma tec grid unit system



BG-FLEX sigma tec, nominal width 100 – STAINLESS STEEL

Channel body without slope, with welded-on sealing flange, standard length 2000 mm


sigma tec without slope – material thickness: 1,5 mm	Length mm	Height mm	Weight
sigma tec grid unit with flange, nominal width 100, without slope, standard length: 2000 mm / visible width: 125 mm / nominal width: 100 mm, internal height: 50 mm	200	72	10,8 kg




BG-FLEX sigma tec outlet elements

Sump pit frame, can be placed anywhere in the channel run, as a connecting, end, T or cross element

Sump pit frame	Material	Height mm	Weight
sigma tec sump pit frame – end piece	stainless steel	100	4,5 kg
sigma tec sump pit frame – corner or connecting piece	stainless steel	100	4,5 kg
sigma tec sump pit frame – T-element	stainless steel	100	4,5 kg
sigma tec sump pit frame – cross element	stainless steel	100	4,5 kg
Gratings for sump pit frame	Load class	Height mm	Weight
Mesh grating 397/397/30, MW 30/10	B 125	30	8,8 kg



sigma tec
sump pit frame



sigma tec
sump pit frame
with mesh grating




Please note that these products are manufactured to order – no in-stock products!




Gratings and accessories

for BG-FLEX sigma tec grid unit system, nominal width 100

	Gratings with fiX-locking	Load class	Height mm	Weight
17010322	Mesh grating 1000/122/20, MW 30/10, stainless steel ¹⁾	C 250	20	3,3 kg
17010401	COMBee design grating 500/123/20, Ø 7,3 mm, plastic PA6 ³⁾	B 125	20	0,9 kg
17010402	COMBee design grating 500/123/20, Ø 7,3 mm, plastic PA6 ³⁾	C 250	20	1,1 kg



Mesh grating KI. C



COMBee design grating

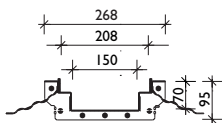
Send us your project!

Our technical support service will be happy to provide you with a quote for your project: sales.int@bg-graspointner.com



up to class C250

BG-FLEX sigma grid unit system



BG-FLEX sigma, nominal width 150 – STAINLESS STEEL

Channel body without slope, with welded-on sealing flange, standard length 4000 mm

sigma without slope – material thickness: 1,5 mm	Length mm	Height mm	Weight
sigma grid unit with flange, nominal width 150, without slope, standard length: 4000 mm / visible width: 208 mm / nominal width: 150 mm / internal height: 70 mm	4000	95	29 kg




Flange connection
with NBR seal bolted


BG-FLEX sigma outlet elements

Sump pit frame or sump pit basin, can be placed anywhere in the channel run, as a connecting, end, T or cross element

Sump pit frame	Material	Height mm	Weight
sigma sump pit frame – end piece	stainless steel	100	5,3 kg
sigma sump pit frame – corner or connecting piece	stainless steel	100	5,5 kg
sigma sump pit frame – T-element	stainless steel	100	5,7 kg
sigma sump pit frame – cross element	stainless steel	100	5,8 kg
Sump pit basin	Material	Height mm	Weight
sigma sump pit basin – end piece	stainless steel	482	13,3 kg
sigma sump pit basin – corner or connecting piece	stainless steel	482	13,4 kg
sigma sump pit basin – T-element	stainless steel	482	13,6 kg
sigma sump pit basin – cross element	stainless steel	482	13,8 kg
Gratings for sump pit	Load class	Height mm	Weight
Mesh grating 397/397/30, MW 30/10	B 125	30	7,0 kg
Mesh grating 397/397/30, MW 30/30	B 125	30	5,0 kg
Mesh grating 397/397/30, MW 30/10	C 250	30	7,8 kg
Mesh grating 397/397/30, MW 30/30	C 250	30	6,0 kg



sigma
sump pit frame



sigma
sump pit basin



Please note that these products are manufactured to order – no in-stock products!



GRASPOINTNER
Sustainable innovation.



Gratings and accessories

for BG-FLEX sigma grid unit, nominal width 150


Gratings without bolt connection	Load class	Height mm	Weight
Mesh grating 1000/197/30, MW 30/10	B 125	30	8,0 kg
Mesh grating 1000/197/30, MW 30/30	B 125	30	6,0 kg
Mesh grating 1000/197/30, MW 30/10	C 250	30	10,0 kg
Mesh grating 1000/197/30, MW 30/30	C 250	30	8,0 kg
Accessories	Material	Height mm	Weight
sigma corner piece 90°, leg length 700 x 700 mm	Stainless steel	95	8,9 kg
sigma T-element, leg length 1000 x 700 mm	Stainless steel	95	11,6 kg
sigma cross element, leg length 1000 x 700 mm	Stainless steel	95	11,2 kg
Additional charge for tightly welded drain nozzles DN 100, bottom			
Additional charge for bolted gratings per running meter / grating incl. sump pit			



sigma corner piece 90°,
leg length 700 x 700 mm



sigma T-element,
leg length 1000 x 700 mm



sigma cross element,
leg length 1000 x 700 mm

Send us your project!

Our technical support service will be happy to provide you with a quote for your project: sales.int@bg-graspointner.com

References



BG-Accessories




BG-sealing system

for channels with safety joint

Quantity determination see www.bg-graspointner.com

Item no.	General application – e.g. parking areas, open spaces	Package
31300	sealant 1K – standard, concrete grey – product: Sikaflex Pro 3	600 ml/bag
31302	primer – product: Sikaflex Primer 3N	250 ml/can
31206	Separation tape 9x2 mm	25 m/pack
31203	Applicator gun 450 ml – 600 ml	pc.
Item no.	Specifically for dangerous goods areas – e.g. petrol stations	Package
31301	sealant 1K – special, concrete grey – product: Sikaflex-Tank N	600 ml/bag
31302	primer – product: Sikaflex Primer 3N	250 ml/can
31206	Separation tape 9x2 mm	25 m/pack
31203	Applicator gun 450 ml – 600 ml	pc.



80018 – BG lifting grab for channels and cable troughs

BG-lifting tools

for simple and easy lifting

Item no.	Lifting tools	Load capacity	Opening width	Own weight
80002	Lifting grab for manual laying	ca. 150 kg	0 – 400 mm	ca. 4,5 kg
80018	Lifting grab for channels and cable troughs ¹⁾	ca. 250 kg	150 – 600 mm	ca. 18 kg
80019	Lifting grab for channels and cable troughs ²⁾	ca. 600 kg	50 – 600 mm	ca. 29 kg
80022	Lifting grab for BG-FILCOTEN green, BG-CLASSIC BGZ-S 300, 400 & 500 ³⁾	ca. 1.400 kg	50 – 780 mm	ca. 150 kg
80023	Lifting grab for BG-FILCOTEN green, BG-CLASSIC BGZ-S 400 & 500 ⁴⁾	ca. 500 kg	185 – 775 mm	ca. 50 kg
19115900	Lifting-hook for BG-FILCOTEN one NW 150, painted green, (2 pcs.)	ca. 300 kg		1,9 kg
19120900	Lifting-hook for BG-FILCOTEN one NW 200, painted black, (2 pcs.)	ca. 300 kg		2,1 kg
80060	Lifting strap for BG-CLASSIC BG-SI safety channels and BGZ-S (2 pcs.)	ca. 2.000 kg	strap length 4 m	ca. 3,2 kg
82040	Straps M 12	500 kg		ca. 0,1 kg

¹⁾ Grab accesses inside, suitable from NW 150

³⁾ Grab accesses outside, suitable from NW 300, 400 and 500

²⁾ Grab accesses outside, suitable from NW 100

⁴⁾ Grab accesses inside, suitable for NW 400 and 500



80002 – lifting grab for manual laying



80019 – lifting grab TSZ-uni for channels and cable troughs



80022 – lifting grab FTZ-Multi for BG-FILCOTEN green, BG-CLASSIC BGZ-S NW 300 BH615, NW 400 and NW 500 (2,5 m)



80023 – lifting grab for BG-FILCOTEN green & BG-CLASSIC BGZ-S NW 400 (1m) / NW 500 (1m)



lifting-hooks (2 pcs.) for BG-FILCOTEN one 19115900 – NW 150 (green) and 19120900 – NW 200 (black)



80060 – lifting strap for BG-CLASSIC: BG-SI safety channels and BGZ-S heavy-duty channels



Please note the delivery time may be longer for this product group!

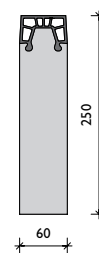



BG-soft kerbstones

BG-soft kerbstones


Soft kerbstones are used to form a periphery to sport facilities, and to provide a fortification between different surfaces such as sand and grass on volley ball grounds. The black rubber profile is imbedded in concrete to cushion heavy falls, and protect against injuries.

Item no.	Soft kerbstones made of concrete incl. rubber edge (black)	Weight	Pc./pallet
6500I	Soft kerbstones 1000/60/250	32 kg	17
Item no.	Soft kerbstones – corner piece made of concrete incl. rubber edge (black)	Weight	Pc./pallet
6501I	Soft kerbstones – corner piece 250/250/60/250	14 kg	20



Please note the delivery time may be longer for this product group!

References



BG-FILCOTEN

BG-CLASSIC

BG-FLEX

Special products

BG-installation guidelines

BG-FILCOTEN and BG-CLASSIC

General information

The following installation guidelines and examples are designed to use for an accepted standard. The load class and the installation location according to EN 1433 have to be adapted to the location conditions from the planner. Consider the common known technical rules and guidelines which are accepted among experts. In special cases, please contact BG Technical Support.

1. BG-FILCOTEN and BG-CLASSIC drains are set up in a concrete foundation according to Ö-Norm B4710-1 or in drainage-concrete according to RVS 08.18.01. Mind the slope of the channel while excavating. Each channel is marked with an arrow showing the direction of flow - see the table below for details and measurements. The channel elements should always be installed with suitable tools (e.g. BG stacking tool).

2. For a traffic-safe fastening of the gratings we recommend, depending on the application area, to use gratings with a quick-locking system or in conjunction with locking- or fixing-clips. According to Ö-Norm EN 1433 from cl. D 400 kN there is to use preferably a locking device e.g. bolting material.

3. The rebated joint between the channel bodies can be sealed and cemented with appropriate sealing compounds - for description of material and quantity calculation see BG sealing system – www.say.bg/en/sealing.

4. Before assembling the adjacent cover layer make sure that the covers are inserted and if necessary fixed or the channels are braced adequate against compression. Pay attention not to damage the channels while compacting the superstructure and the pavement (asphalt, pavement, concrete).

5. If there are occurring horizontally forces (e.g. due to concrete areas, gradients,...) you have to build out an adequate running joint at an interval of 30-150 cm from the channel. In a concrete area where there are running joints crossing the channel line they have to be arranged to go through a rebated joint of the line.

6. In order to prevent uncontrolled stress cracks in a concrete stretcher along a channel line, planned crack or expansion joints must be added at regular intervals, according to recognised rules of technology or the specification of a static calculation. These joints should be added at right angles (of the channel section) to the channel element joints. The number and spacing of joints also on the concrete quality and the ambient temperatures during concreting – as well as the concrete after treatment – and should be carried out according to specification.

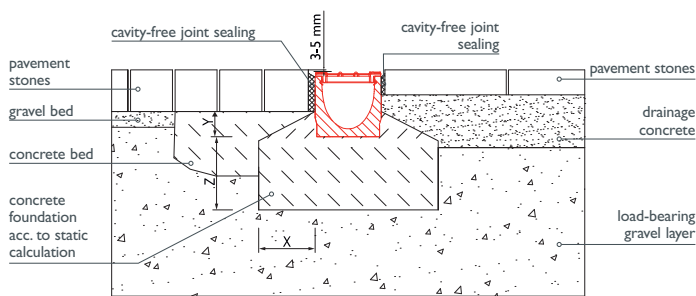
7. When shear forces occur, pavements must be force-locked to the backrest. This can be done by setting the first three rows of paving (next to the channel run) in a mortar bed. The joints must be mineral backfilled. Shear forces from the paving must not act directly on the channel walls (e.g. thermal expansion, braking forces, etc.). The respective technical guidelines for the production of paved surfaces, in bound or unbound construction, must be observed accordingly.

8. All adjacent surfaces should be permanently 3-5 mm higher than the surface of the channel/grating to avoid mechanical damage (e.g. snow clearing) and to guarantee the water drainage.

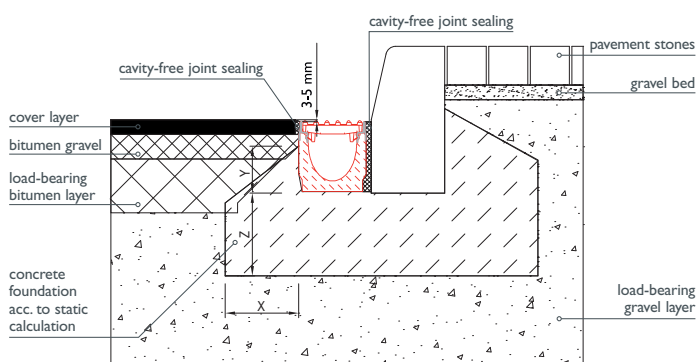
9. In areas that were enhanced chemical attacks (e.g. de-icing salts, acids, bases, etc.) can be expected, we recommend to install drainage channels with stainless steel edge or to use steel-channels out of high quality stainless steel.

10. Channel-grating-systems (drainage channels) are not suitable to use across the road on motorways and highways.

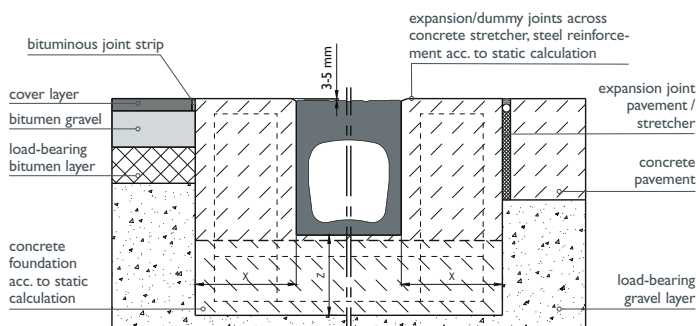
11. The channel system must be inspected at regular intervals (at least once a year) for contamination and its function and cleaned if necessary, especially the sump unit with silt bucket.



FILCOTEN light NW100: pavement – pavement covering Kl.A – C



FILCOTEN pro NW100: asphalt – kerbstone: Kl. C



FILCOTEN one NW150: asphalt – concrete: Kl.E-F

load class	A 15 kN	B 125 kN	C 250 kN	D 400 kN	E 600 kN	F 900 kN
concrete quality – base acc. to Ö-Norm B 4710-1*	C 16/20	C 20/25	C 20/25	C 25/30	C 25/30	object-specific
fundament width: X	≥ 8 cm	≥ 10 cm	≥ 15 cm	≥ 15 cm	≥ 15 cm	on request
fundament height: Y	channel height: 5 cm (mini: 3cm)			construction height of the channel		on request
fundament strength: Z	≥ 8 cm	≥ 10 cm	≥ 15 cm	≥ 20 cm	≥ 20 cm	on request
reinforcement bar	unnecessary			necessary		acc. to static

* Required minimum quality strength concrete, which has to be adapted to the local requirements.

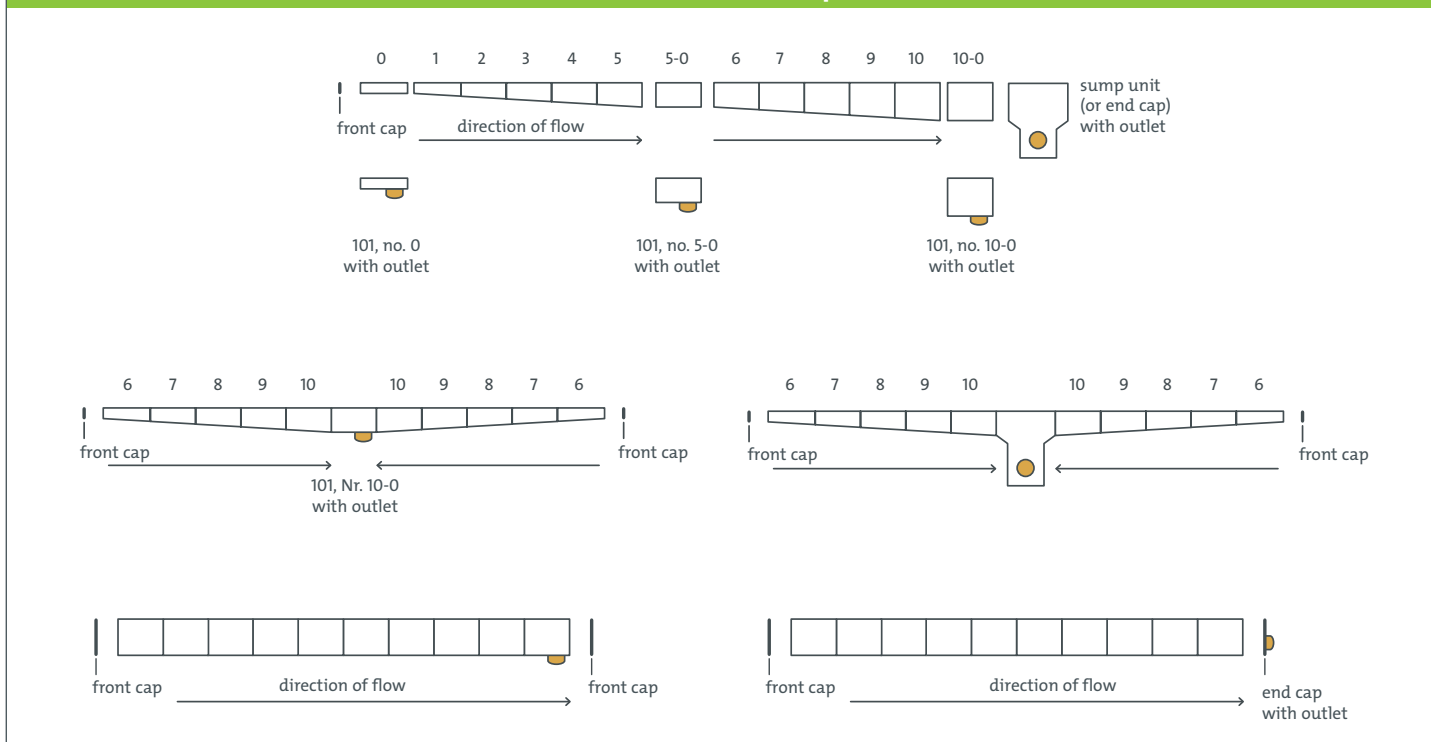
The installation details are generally examples. Details and further information can be found on our website at www.bg-graspointner.com.

ATTENTION: Acceleration, braking and torque forces must be taken in consideration for product selection and installation. Installation must be performed according to the installation instruction. Technical specifications are subject to change without further notice.




The installation instructions also apply to sump units.

Installation examples



Installation concrete channels without edges.

- resilient up to class C 250 kN
- paving stones or slabs can be laid directly next to the channel
- the grating's special construction ensures no concrete edges are visible (BG-FILCOTEN light)
- separate gratings can be interlocked



Installation concrete channels with edges.

- resilient up to class F 900 kN – dependent upon channel model
- surrounding covering surfaces (asphalt, concrete) can be easily and neatly processed on the edges of frames
- if horizontal forces may occur (runway concrete), an expansion joint is to be installed at a distance of 30-150 cm
- gratings should primarily be bolted in place for load class D 400 kN and above

BG-Installation examples

A) installation guidelines BG-FLEX omega

B) installation guidelines BG-FLEX sigma & sigma tec

1) A+B The BG installation and maintenance guidelines and installation examples below are intended for standard applications. The load class and installation location in accordance with EN1433 should be adapted during planning to suit the local conditions. The technical policies and guidelines generally recognized among experts should be taken into consideration. In special cases, please contact BG Technical Support.

2.1) A+B A recess in accordance with the installation examples must be provided in order to be able to create epoxy resin grouting, or the channel will be concreted with the floor panel.

2.2) A+B The channel elements should be laid according to the laying plan/installation instructions in the designated location and rotated correctly to be able to establish a sealed flange connection – attention should be paid to the equal size/height of the flange.

2.3) A First, the pipe nozzles/outlet piece has to be connected to the sewer and levelled in height with the lower nut of the supports (do not tighten the second nut yet) – channel edge approx. 1 – 1.5 mm below the level of the finished floor.

2.3) B First, the pipe nozzles/outlet piece has to be connected to the sewer and levelled in height with the lower nut of the supports (do not tighten the second nut yet) – the channel edge provides the level of the finished floor. If a sump pit frame or a sump pit basin is used (instead of connection to the sewer), place this over the sump pit first and level accordingly.

2.4) A+B Clean the flanges of the channel elements thoroughly (dirt must be removed) and bolt together including seal – the bolting material is included in the scope of delivery as standard.

2.5) A+B When bolting the flanges, take care to ensure the exact orientation of the channel run (plumb line, scale beam).

2.6) A+B Once the entire run is aligned and levelled, it must be secured against slipping by concreting or grouting – to this end, tighten the second nut on the racks from above and dowel them or set them in concrete locally.

2.7) A+B We recommend covering the channel with pour protection to avoid concrete spills on the channel surface (e.g. by masking).

2.8) A During concreting or grouting, a spacer which later creates the groove for a high elasticity joint between the channel wall and the floor must be inserted.

2.8) B The perforated flange plate must be evenly concreted/grouted.

2.9) A+B When applying the grout, care must be taken to ensure that it fully encloses the external contour of the channel, without forming bubbles. The channel must be 100% fully supported. Otherwise the channel body may deform under loading at a later point.

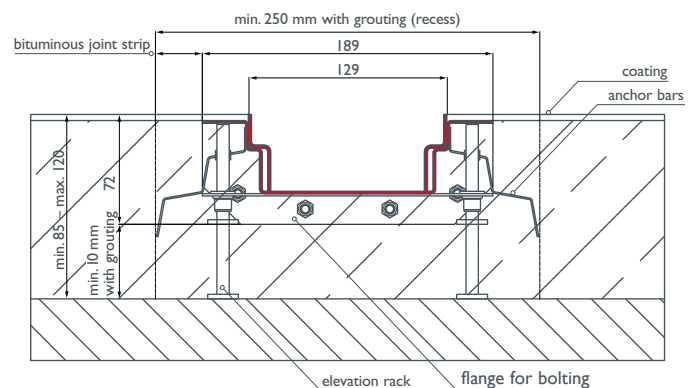
2.10) A+B When pouring and vibrating the concrete, take care that the position and shape of the channel body does not change.

3) A We recommend creating a maintenance joint between the BG-FLEX omega channel and the road connector. The maintenance joint should be installed using a high elasticity sealant. Apply coating in accordance with the coating manufacturer's specifications.

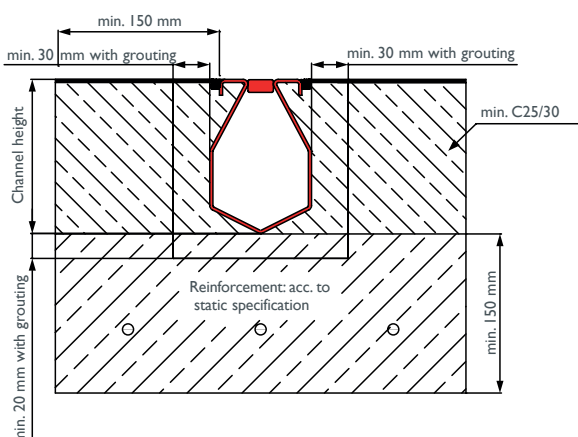
4) A All adjoining floor covering surfaces should be permanently approx. 1-1.5 mm higher than the surface of the channel in order to ensure proper water drainage.

5) A+B Cleaning and maintenance work: in areas in which higher exposure to chemical substances (e.g. de-icing chemicals, acids, bases, etc.) is to be expected, we recommend cleaning the channel regularly in order to prevent deposits.

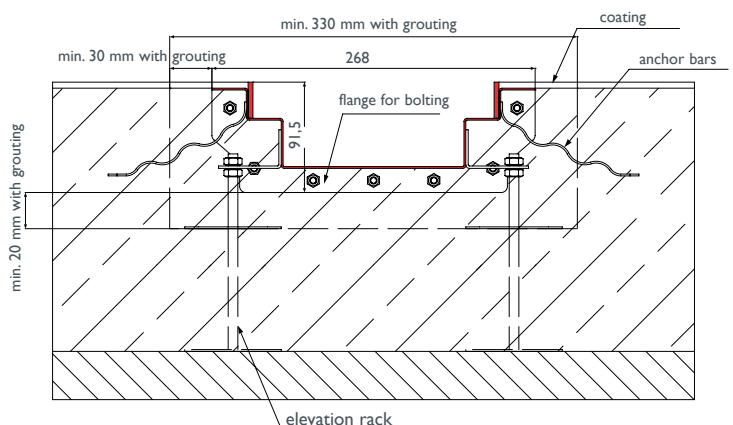
Installation example BG-FLEX sigma tec:

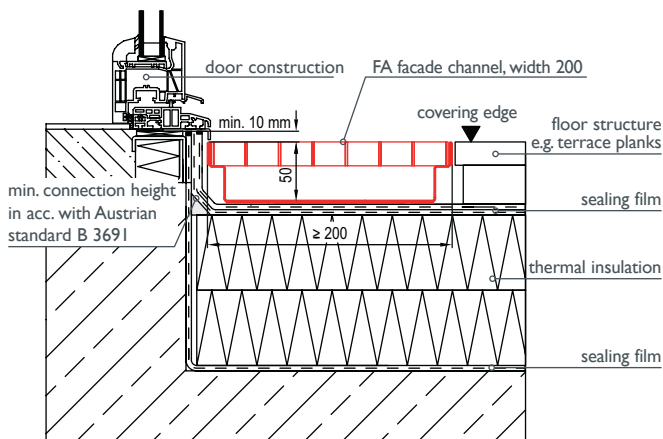


Installation example BG-FLEX omega:



Installation example BG-FLEX sigma:





Installation example BG-FLEX FA facade channel.

Installation with limited building seal connection height

When a facade channel is used, the initial seal connection height of 10 cm can be limited to 3 cm or even 1 cm in areas surrounding doors. Seal heights are stipulated in Austrian Standard ÖNORM B 3691 and must be adhered to during construction.

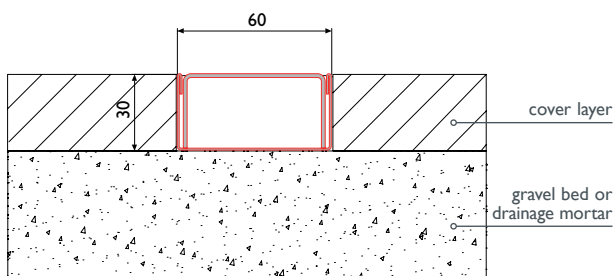
Installation on a roof terrace

The facade channel with a branch channel can even be used in a construction of insignificant height and is advisable to use where there is a long distance to the next roof drain (top section).

Installation for soil touching areas

BG-FA facade channels with both-sided perforation, laid in a gravel bed or drainage concrete, leads the accumulated precipitation water to seep into the ground.

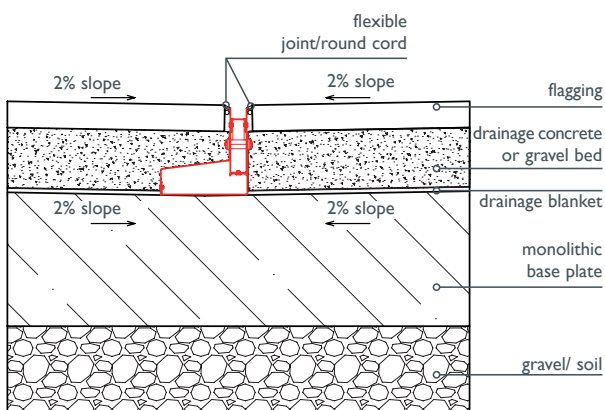
BG-FA closed facade channels are suitable for controlled drainage of precipitation water, and can be connected to the surface drainage system.



Installation example BG-FLEX TM terrace channel.

The terrace channel is used for terrace drainage in combination with paving plates. Because of their low 30 mm height they can be placed anywhere between paving plates on the gravel without any special substructure being required.

Accumulating surface water is reliably and rapidly drained through the perforated cover grate.



Installation example BG-FLEX TE terrace slot channel.

The BG-TE Terrace slotted channel is mainly used for drainage of terraces and gardens. The big advantage is that this channel enables drainage on two levels – the floor covering and the underlying base plate.

Through the narrow slot together with the slot inlay the surface water is being derived and the intruding seepage is absorbed by the slotted channel body.

Through the height adjustment level- and slope differences between floor surface and base plate can be perfectly balanced.



For any further questions, please contact our technical department.



NOTE: Galvanised channels must not be laid on fresh lime or cement mortar, and must not be grouted with acetic silicone so as to avoid corrosion.



GRASPOINTNER
Sustainable innovation.

BG-Graspointner GmbH
Gessenschwandt 39
4882 Oberwang

Phone: +43 6233/8900-0

Fax: +43 6233/8900-303

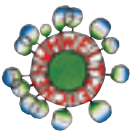
E-Mail: office@bg-graspointner.com

Web: www.bg-graspointner.com



blog.bg-graspointner.com/print

Find out more about our commitment to sustainable print products in our blog article.



Printed according to criteria documents of the austrian Eco-Label "printed products". gugler®print, Melk, UWZ-Nr. 609, www.gugler.at



This product is made of material from well-managed, FSC®-certified forests and other controlled sources.

greenprint*
carbon positive printed



* Our contribution to the reforestation project of BOKU Wien in Ethiopia

Your Partner for BG-Graspointner Drainage Systems

