

Washroom systems for schools

designed and built for kids





Why should washrooms be boring?



Children love colour. Walk into any school and you'll see their imaginative, brightly coloured paintings on every wall.


At Dunhams, we believe the washroom should be just as colourful, fun and reassuring as the rest of the school environment. Bright, clean washrooms help children take pride in their facilities, reducing vandalism, bullying and other traditional school toilet issues. That's why we created these ranges and finishes specifically for use in schools.

Within this brochure you'll find details of our high-quality Junior, Kinder, Classic and Altitude cubicle ranges, along with our stunning Grafix pictorial panel designs. Together with our comprehensive colour range, they provide everything you need for a unique, colourful and durable school washroom or changing room.

Kinder overview

A vibrant and funky cubicle range featuring low level panels for adult supervision whilst maintaining privacy for the little users. Each panel is finished in child-friendly curves and available in an exciting range of finishes to create your welcoming infant washroom environment.

Offering high levels of strength with floor fixed pilasters and aluminium hardware, Kinder is available in 2 high performance panel options to suit your application and budget.



Kinder features and benefits



Simple, strong construction for superior durability



Easy access locking system




Curved panel design for easy supervision



Complementary duct systems available



High quality aluminium hardware



High strength floor channel feet



Designed and manufactured to your requirements



Kinder specifications

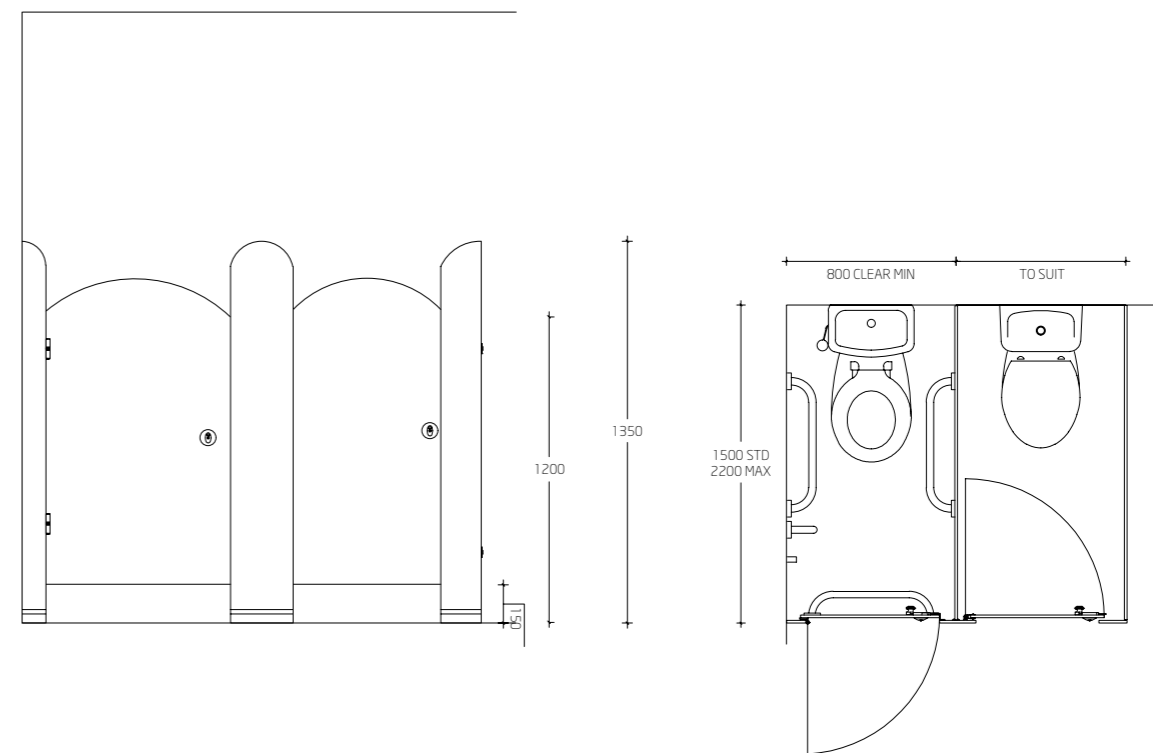
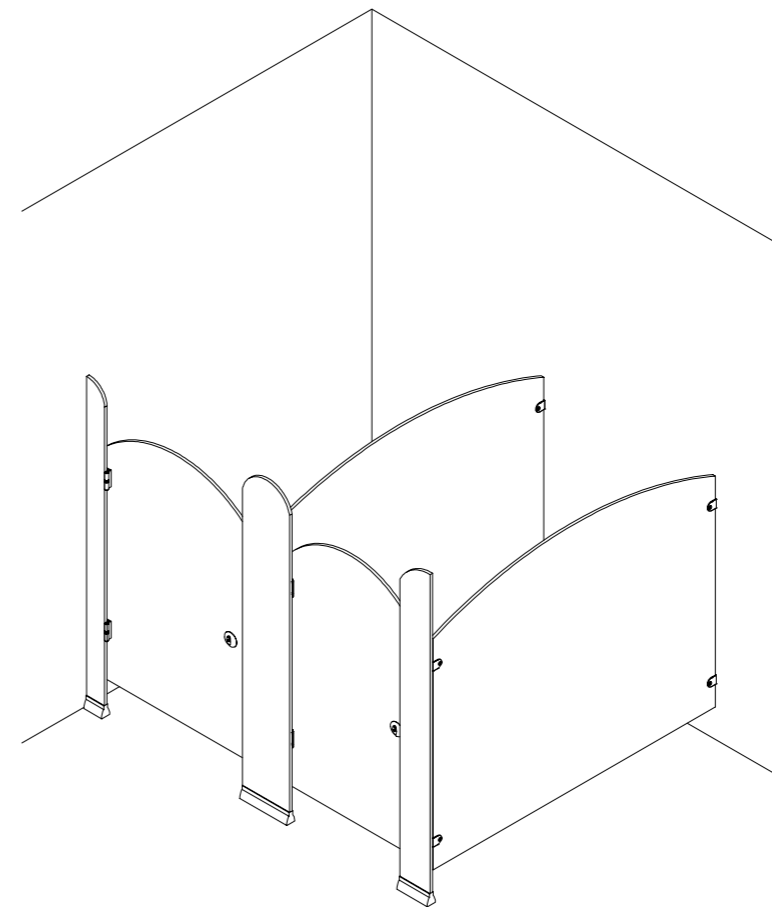
Technical details

Environment	Education
Material options	18mm High Pressure Laminate - Dry area, moderate use 13mm Solid Grade Laminate - Wet area, high traffic
Detail	Curved pilasters / doors / divisions HPL panels lipped in 2mm ABS SGL panels radiused & polished Pilasters floor fixed structurally 150mm floor clearance Easy slide action indicator bolt with integral buffer Emergency door release facility Polished anodised aluminium hardware
Finishes	Colours from Dunhams Colour Selector Grafix prints options to front of cubicle doors only Grafix prints options will incur extra cost
Options	Magnetic catch doors Height manufactured to request PPC hardware to RAL code

Dimensions

Overall heights including 150mm floor clearance	Division	1200mm to base of curve
	Door	1200mm to base of curve
Height from floor	Pilaster	1350mm to top of curve
Widths	Cubicles	From 700mm
Depth	Standard	1500mm
	Maximum	2000mm (Depths more than 1500mm will incur extra cost)
Panel thickness	HPL	18mm
	SGL	13mm

Technical drawings




Junior system overview

A bright, robust and practical cubicle range with curved doors and divisions for teacher supervision. Junior is available in a variety of panel height options to suit Key Stage and privacy requirements.

Offering high levels of strength with integral structural headrail and aluminium hardware, Junior is available in 2 high performance panel options to suit your application and budget.

Junior cubicles are made from durable, wipe-clean, vandal-resistant laminates that stay looking bright and clean for years.

Safe and hygienic edging shields sharp corners, while aluminium fittings provide strong, lightweight support with smooth surfaces to withstand everyday knocks and bumps.



Junior features and benefits



Solid aluminium hardware



Shaped panels for easy supervision



Curved top doors available in various heights



High strength metal safety hinges



Complementary duct system available



Headrail brace for lateral strength



Easy Slide action indicator bolt



Junior specifications

Technical details

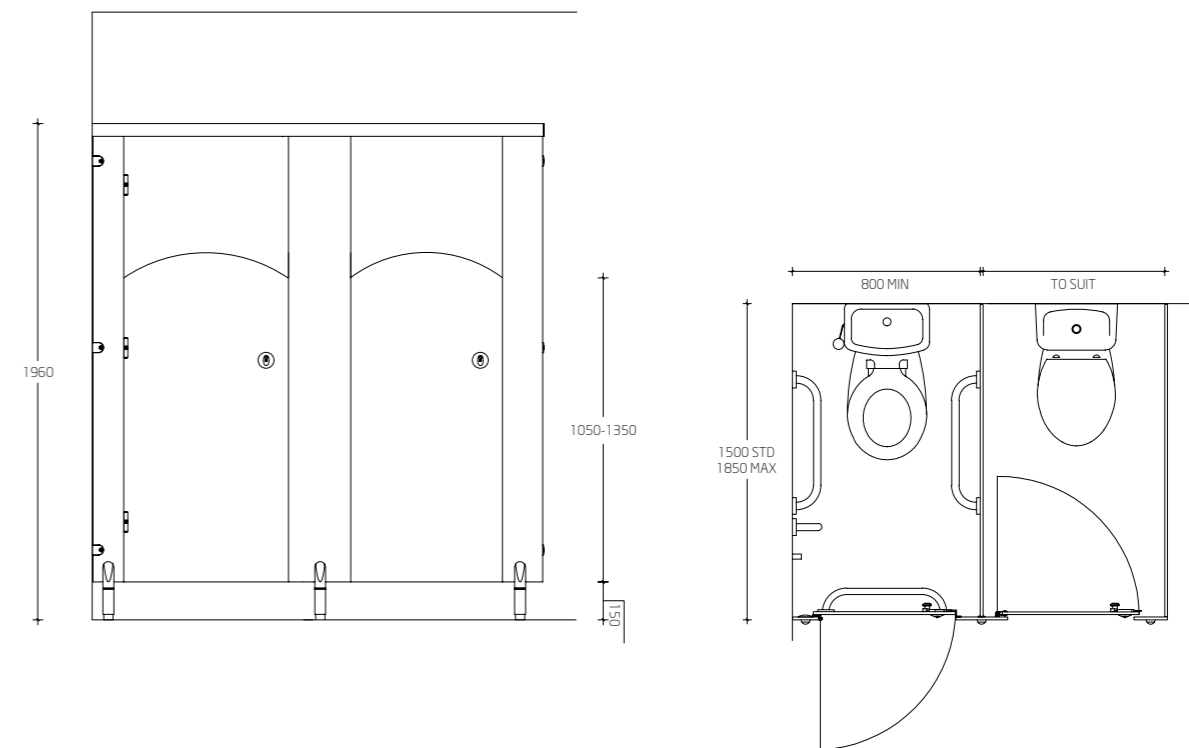
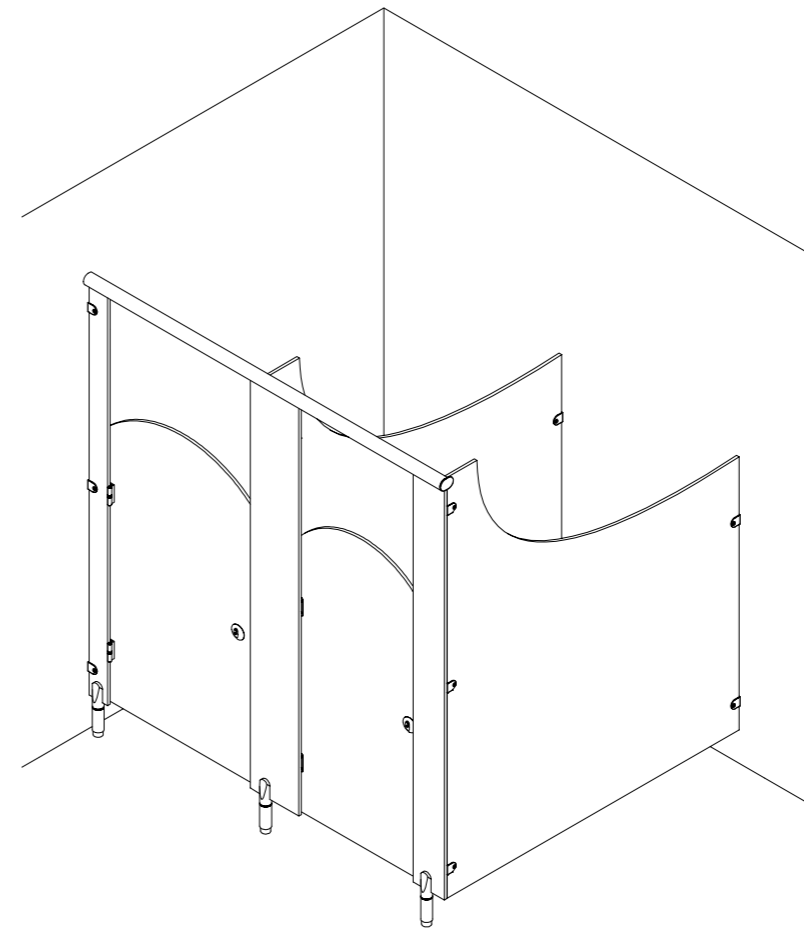
Environment	Education
Material options	18mm High Pressure Laminate - Dry area, moderate use 13mm Solid Grade Laminate - Wet area, high traffic
Detail	Curved pilasters / doors / divisions HPL panels lipped in 2mm ABS SGL panels radiused & polished 150mm floor clearance Polished Anodised Aluminium hardware Solid rolled design pedestal with adjustable height Headrail for lateral strength Easy slide action indicator bolt with integral buffer Emergency door release facility
Finishes	Colours from Dunhams Colour Selector Grafix prints options to front of cubicle doors only Grafix prints options will incur extra cost
Options	Magnetic catch doors Height manufactured to request PPC hardware to RAL code

Dimensions

Overall heights including 150mm floor clearance	Division	1960mm with cut-outs to door height
	Door	1960mm / 1500mm / 1350mm / 1200mm See page 22 for height options
Height from floor	Pilaster	1960mm
Widths	Cubicles	From 700mm
Depth	Standard	1500mm
	Maximum	2000mm (Depths more than 1500mm will incur extra cost)
Panel thickness	HPL	18mm
	SGL	13mm

Technical drawings

Please see page 22 for configuration options.



Classic & Challenger system overview


Robust and versatile washroom cubicle ranges. Classic is our versatile modular HPL system, ideal for busy areas. Challenger is an SGL system for ultimate durability and versatility.

These standard height cubicle systems provide a solution to virtually every washroom situation. The Classic is a great value range for busy, dry area washrooms with using panels faced with durable high pressure laminate and finished with a matching impact resistant lipping.

Challenger, manufactured from solid grade laminate, is impact and vandal resistant and totally impervious to water making it the perfect solution for demanding high traffic and wet areas.

Available in a selection of colours and patterns and with complementary vanity units and duct systems, we can design and produce washrooms to meet your specific needs.

Classic and Challenger use our exclusive range of high quality polished aluminium hardware for unrivalled durability in the washroom environment.



Classic & Challenger features and benefits



Easy slide action indicator bolt with integral buffer



Challenger twin bolt hinge



Sculptured lock face plate



Solid aluminium hardware



Complementary duct systems available



Cubicles manufactured bespoke to each project



Height adjustable pedestals for uneven floors



Classic & Challenger specifications

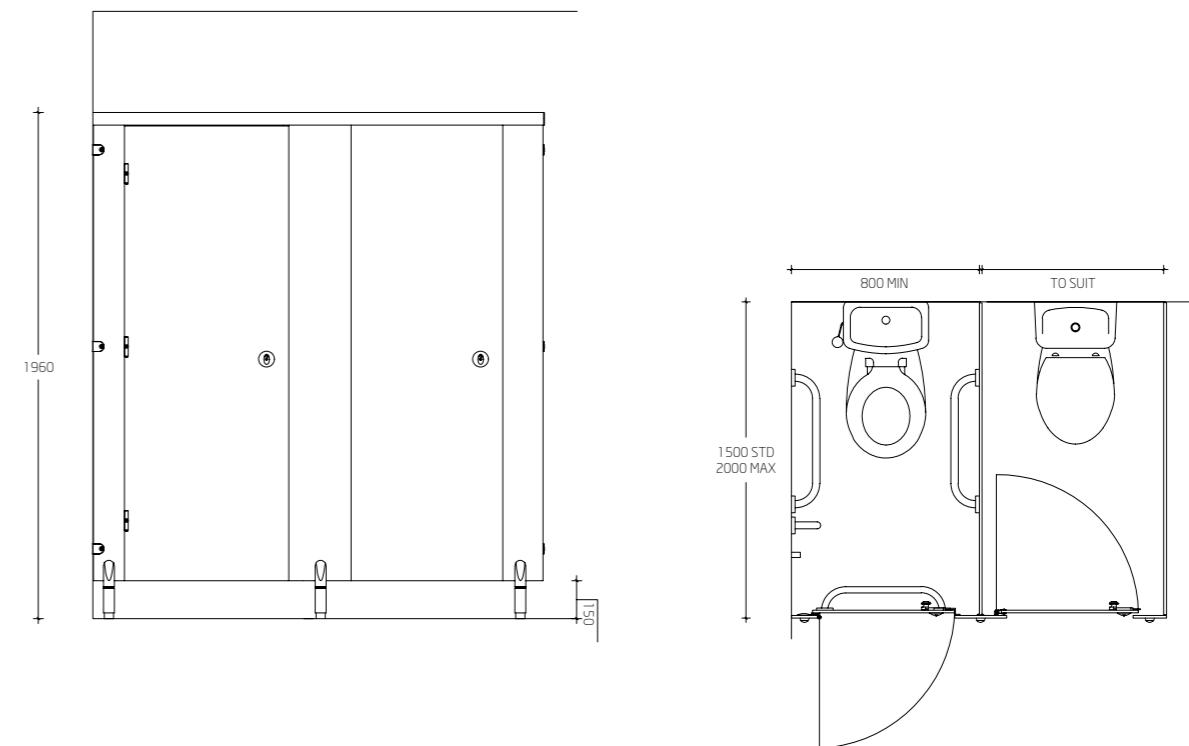
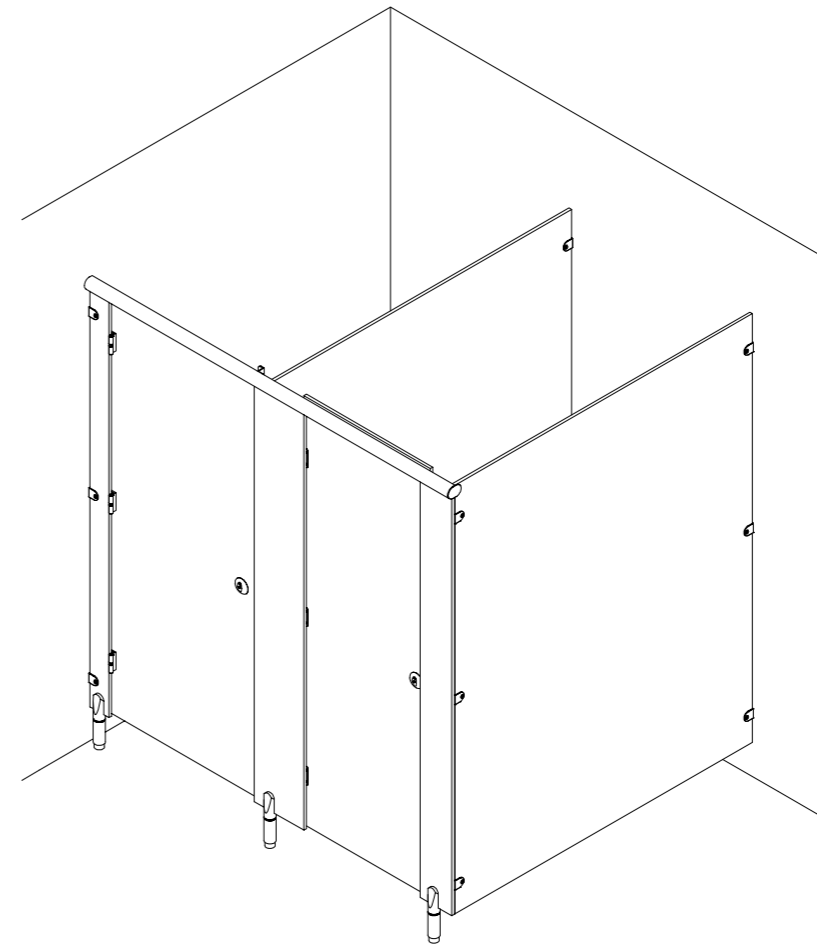
Technical details

Environment	Classic - Education dry area Challenger - Education wet area
Material options	Classic - 18mm High Pressure Laminate Challenger - 13mm Solid Grade Laminate
Detail	Classic HPL Panels lipped in 2mm ABS Challenger SGL panels radiused and polished Polished Anodised Aluminium hardware Solid rolled pedestals with adjustable height Headrail for lateral strength Easy slide action indicator bolt with integral buffer Emergency door release facility
Finishes	Colours From Dunhams Colour Selector Grafix print options at extra cost Grafix print option to front of doors only

Dimensions

Overall heights	All panels	1960mm
Floor clearance	All panels	150mm
Widths	Cubicles	From 700mm
Depth	Standard Maximum	1500mm 2000mm (Depths more than 1500mm will incur extra cost)
Panel thickness	Classic Challenger	18mm 13mm

Technical drawings




Altitude overview

Our floor-to-ceiling Altitude system offers the perfect mix of total privacy, stunning aesthetics and robust construction. Altitude cubicles are available in a number of configurations to suit your design brief.

Built for secondary school, sixth form, college and anywhere where privacy is key.

Altitude provides the ideal solution for the growing trend of open unisex washroom areas.



Altitude features and benefits



Floor channel foot option



25mm pedestal option



Easy Slide action indicator lock




High quality aluminium hardware



Headrail brace for lateral strength



Minimal floor clearance for extra privacy



Option 1 Floor to ceiling doors



Option 2 Ceiling headrail



Option 3 Dropped headrail

Altitude specifications

Technical details

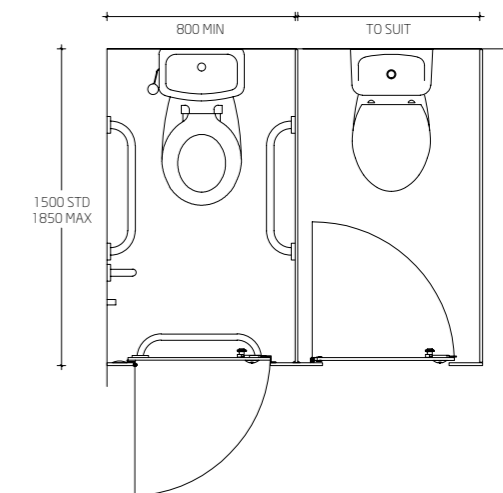
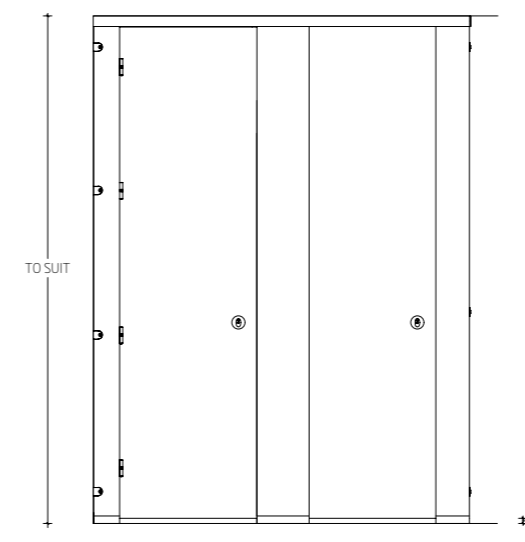
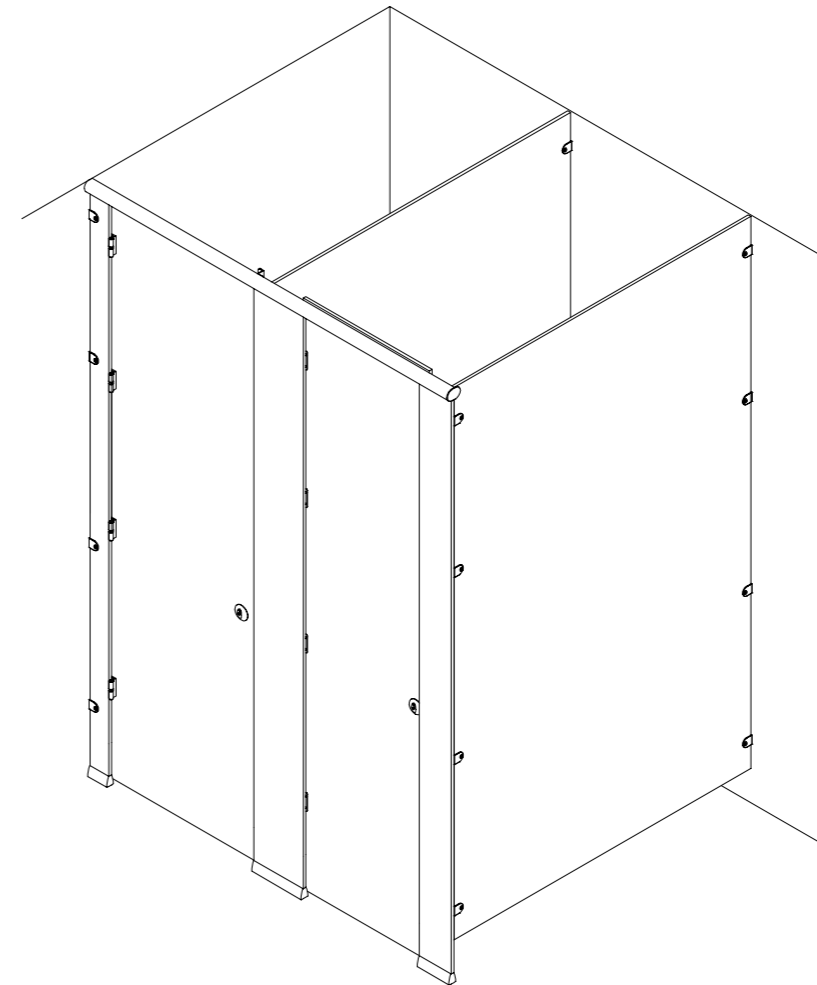
Environment	Office / Education / Entertainment / Public Sector
Material options	18mm High Pressure Laminate - Dry area, moderate use 13mm Solid Grade Laminate - Wet area, high traffic
Detail	SGL panels with polished & radiused edges HPL panels lipped in 2mm ABS 25mm floor clearance Polished Anodised Aluminium hardware Headrail brace for lateral strength Easy slide action indicator bolt with integral buffer Emergency door release facility
Finishes	Panels: Colours from Dunhams Colour Selector including Grafix+ prints at extra cost
Options	<p>Option 1 Full Height Door / Pilaster</p> <p>Option 2 Full Height Pilaster / Standard Height Door with Overpanel</p> <p>Option 3 Standard Height Door / Pilasters with Overpanel PPC Hardware to RAL code</p> <p>Pedestals Floor fixed pilaster channel Solid Rolled Pedestal</p>

Dimensions

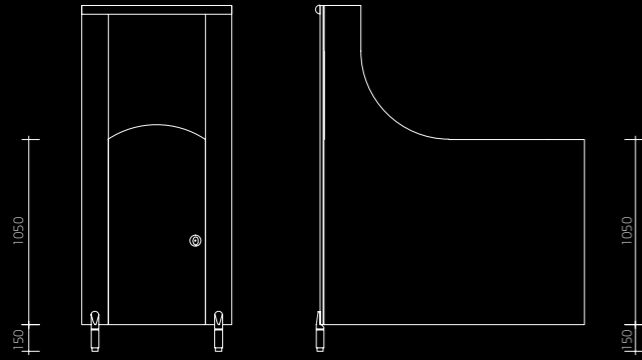
Overall Heights	Division	2400mm std
	Door	2400mm
	Pilaster	2400mm
Widths	Cubicles	From 700mm
Depth	Standard	1500mm
	Maximum	1850mm (Depths more than 1500mm will incur extra cost)
Panel thickness	HPL	18mm
	SGL	13mm

Technical drawings

Please see page 23 for configuration options.




Configuration options



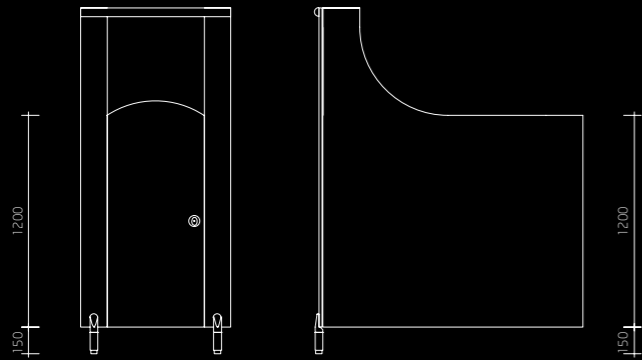
Junior - Option 1

1050mm door height
150mm floor clearance



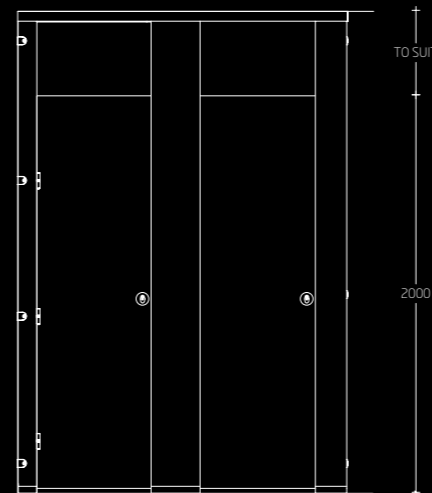
Altitude - Option 1

Full height panels



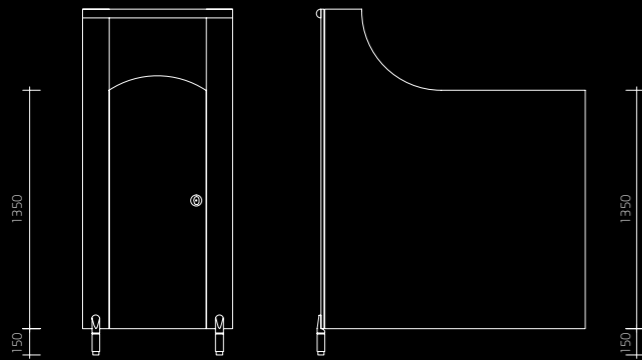
Junior - Option 2

1200mm door height
150mm floor clearance



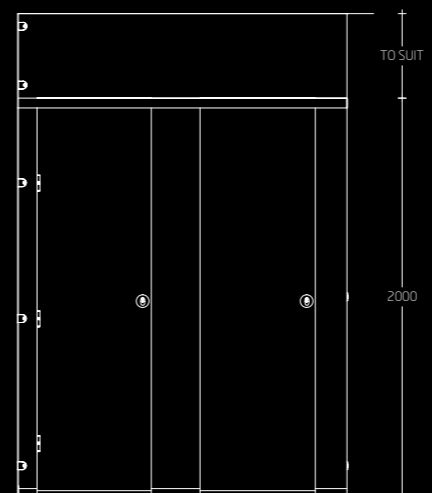
Altitude - Option 2

Door overpanel



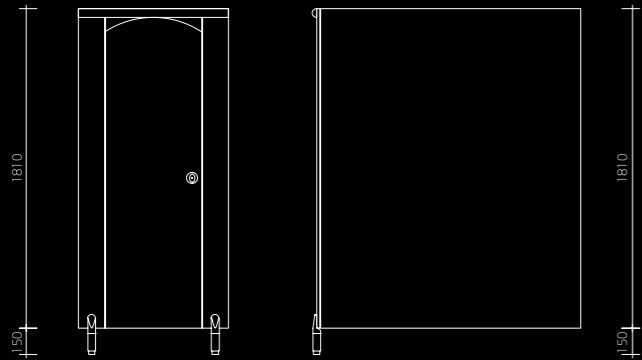
Junior - Option 3

1350mm door height
150mm floor clearance



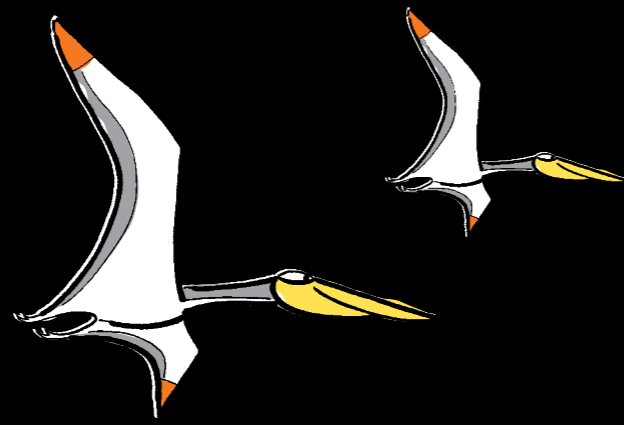
Altitude - Option 3

Full overpanel




Junior - Option 4

1810mm door height
150mm floor clearance



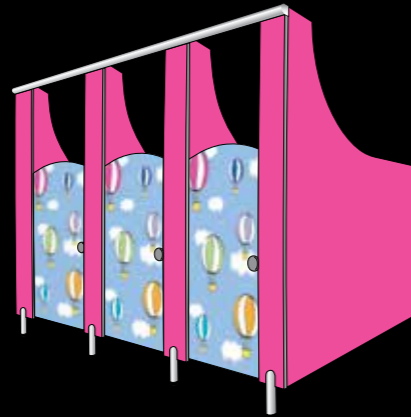
Grafix finishes bring even more colour to your school washroom, with vibrant artwork that will appeal to children of all ages. Our exclusive designs can be combined with all our standard systems to create that wow factor washroom.

Grafix is just as hard-wearing as our standard HPL panels, with wipe-clean, graffiti-resistant surfaces that will look bright and colourful for years to come. These 5 exclusive designs are available in HPL only - ideal for Nursery and Infant washrooms.



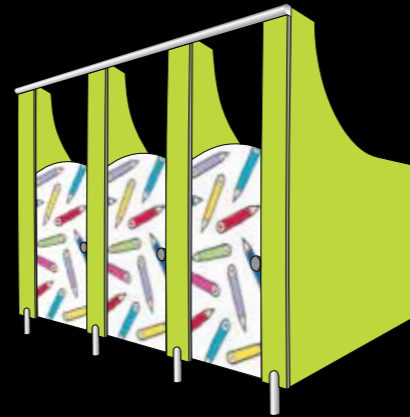
Dolphins

These cheerful dolphins evoke freedom, playfulness and the mystery of the ocean. They're perfect for any school washrooms that need inspiration.



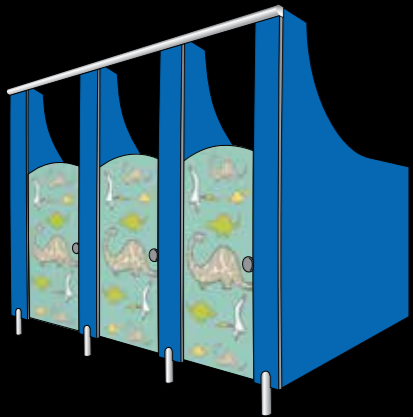
Balloons

Hot-air balloons drifting gently through the sky conjure daydreams of flight and travel. This reassuringly calm imagery is perfect for all types of washrooms and changing rooms.



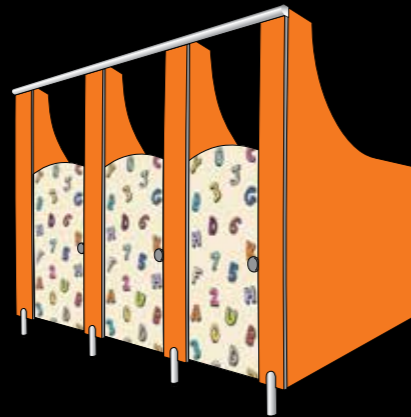
Crayons

Drawing and colouring are central to the school day, and an important means of self-expression for children. These colourful crayons are perfect for any school washroom, particularly those located in or near classrooms.



Dinosaurs

Endlessly fascinating to boys and girls alike, dinosaurs are mysterious, exciting and fun too. These friendly dinos bring character and life to any washroom or changing area.



Letters and numbers

Children love finding letter shapes in everyday situations. Encourage early recognition and add more interest to the washroom with these bold, easy-to-read designs.



DUNHAMS
Grafix+

These spectacular designs were commissioned for the upper Key Stages in schools and colleges. Manufactured from 13mm solid grade laminate for ultimate durability, these panels are vandal and graffiti resistant for high traffic and wet areas.

The Grafix+ range is perfect for secondary schools, colleges and universities encouraging students to take pride in their facilities and helping to reduce vandalism.



Colour Riot

Stunning riot of colour in a graffiti style brings a street-art twist to the washroom.



Linear

Appealing stripes of colour to all, our designer inspired Linear brings contemporary to the washroom.



Mondriano

Inspired by art, this fantastic design is a classic fusion of colour.



Complementary systems available

Complete your washroom and complement your cubicles with our range of co-ordinating systems.

Call to discuss your requirements:
01603 424855



Vanity Units

Available in a variety of styles and heights to suit any Key Stage.



Duct Systems

To conceal plumbing and for easy maintenance.



Lockers

Variety of locker types to suit any environment. Can be colour co-ordinated with cubicles.



Seating

Robust bench seating available in a variety of styles.

We can help with your washroom project

Call one of our expert team today - we have over 40 years of experience in the washroom market, designing and manufacturing exemplary cubicle, duct, vanity, locker and benching systems.

We can assist your project with:

- > Product samples
- > Colour samples
- > Product specifications
- > CAD drawings
- > Site surveys
- > Technical advice

info@dunhamsofnorwich.co.uk
www.dunhamsofnorwich.co.uk
01603 424855

All rights reserved. No part of this publication may be reproduced in any material form (including photocopying or storing it in any medium by electronic means and whether or not transiently, or incidentally to some other use of this publication) without the written permission of the copyright owner. Application for the copyright owners permission to reproduce any part of this publication should be addressed to Dunhams Washroom Systems. This book is the property of Dunhams Washroom Systems and we reserve the right to recall it at our discretion at any time. The contents of this book are the views of Dunhams Washroom Systems and what is expressed is not intended for wider use.



We have a washroom range to suit every style and situation...

Kinder

Low-height cubicles in vibrant colours and shapes

Junior system

Robust kids' cubicles with shaped doors and partitions

Classic

Versatile modular HPL system, ideal for busy areas

Challenger

SGL system for ultimate durability

Altitude

Floor to ceiling aesthetics for increased privacy

Aspect

Contemporary designs with flowform aluminium pilasters

Vista

Luxury flush-façade cubicles in rebated solid grade laminate

Washroom Additions

Duct panelling, vanity units, lockers and benching

Each range is manufactured to suit specific project requirements and is delivered pre-drilled in easy install form. Our systems have been developed by working closely with architects, designers, specifiers and contractors over the last 40 years. Attention to detail, quality and (above all) client care and service are included as standard.

