

 **FLORIAN**



TIMBER RANGE



Through long established and lasting partnerships with highly respected suppliers such as Florian, James Latham enjoys a proud and enviable reputation for supplying one of the biggest and most varied ranges of joinery - quality hardwoods available in the UK market.

Our range of Florian products includes Oak, Walnut and Beech from stocks in the UK and we have access to Lime and Poplar from warehouses in Italy and Croatia.

To find out more, or to discuss your project requirements, contact a member of our highly experienced and knowledgeable timber team at your local depot now.



CONTENTS

OAK P2-4

WALNUT P5-6

ASH P7-8

BEECH P9-10

LIME P12-14

POPLAR P15-17

TIMBER ACADEMY

As a strategic partner of James Latham, Florian host regular training programmes at their mills in Italy for members of our Timber Academy, helping them to expand their knowledge of Latham's supply chain and learn more about Florian's timber and forest production methods.





RANDOM

WIDTHS AND LENGTHS.

Thickness from 22 to 100 mm.


Florian Euro-Oak production is square edged after kiln drying, and available from 22 mm to 100 mm thick. Following grades are available:

| SPECIAL DIMENSIONS | | | |
|---|---|--|--|
| XW | XL | XWL | XWXL |
| board wider than 240 mm and length from 2100 up to 3500 mm > extra wide | board length longer than 4100 mm > extra long | board wider than 240 mm and length from 3600 up to 4100 mm > extra wide & long | board wider than 240 mm and length longer than 4200 mm > extra wide & extra long |

Prime


Both faces are graded with care to bring the best possible yield for those looking for long and wide clear cuttings. Prime is predominantly defect free, however, limited trace of sap is accepted. Natural tiny pin knots so popular in european oak is also accepted. Prime grade is also available through the range of widths from 240 mm and wider.

More applications: stair strings. Also any requirements for very wide and long cuttings.



Character


- Sap creeping on the edges and very limited on both faces. Small sound and live knots of 30mm diameter maximum.
- No heart.



OAK

Rustic

- Where Euro-Oak natural defects are required. Knots are allowed, mainly live with the occasional dead one. Heart trace is accepted.
- Special bespoke grades such as heavy rustic can be sorted on demand.



FIX


WIDTHS STRIPS.
Thickness 27 mm.

QF 1A

The top grade.
Four sides clear,
defect free, sap free.



Strips are available as pulled or ripped after kiln drying. Euro-Oak strips are surfaced (hit & miss) to allow proper grading and consistency.




QF 1AX

Ideal for one face clear applications.
Examples door lippings, mouldings, clear one face flooring. Guarantee minimum waste for those looking for high grade and high quality finished product.




QF 2/3

- Sap creeping on the edges and very limited on both faces. Small sound and live knots of 30mm diameter maximum.
- No heart.



QF 3/4


- Knots of max 70 mm diameter are permitted.
- Live knots are predominant with occasional dead and/or open knots.
- Trace of heart is allowed, sound sap allowed but limited to one face and/or edges.



Select Grade Oak

Produced to Florian's traditional high standards, this new grade has been developed to cater for customers who need good all-round quality but don't require the near perfection of the Florian prime grade.

- On a par with many other producers "prime" grade
- Slightly wider sap band on the board edges
- Occasional 'live' knots acceptable up to 15mm in diameter
- Slightly narrower width specification
- Brown end paint and markings to avoid confusion with the Florian Prime grade



SPECIALITIES




Cut to size

Cut to size and bespoke orders are available through the range of thicknesses and grades.



Quarter Sawn

Prime quarter sawn Euro-Oak available through the range of thicknesses, surfaced or rough sawn.



Pippi Oak

Limited production for medium and heavy pip is available. Pip is available s/e and surfaced only to guarantee 100% pippy.



Squares

Prime Euro-Oak squares 38x50 mm, 50x50 mm and 65x65 mm are produced regularly. 80x80 mm and 100x100 mm are produced on demand.

OAK PROPERTIES

SCIENTIFIC NAME

Quercus Robur L.

HISTOLOGICAL STRUCTURE

Grain: straight, sometimes helicoidal
Texture: fine and uniform

CHARACTERISTIC DEFECTS

Internal tensions
Occasionally helicoidal grain
Inclined to checks and warps

WORKING PROPERTIES

Sawing: easy
Drying: slow, with special attention to warp
Planing: easy
Glueing: trouble free
Nailing and screwing: trouble free
Finishing: good, it can adopt almost every tone

MAIN USES

Solid and laminated furniture
Flooring, ceiling, doors
Chipwood and plywood
Marine piling and harbour work
Musical instruments
Domestic wood-ware, playthings, packages, crates and boxes
Once pitched it is used as a tie on railways.

MECHANICAL PROPERTIES

Tensil strength: 110 kg/cm²
Compressive strength: 580 kg/cm²

SPECIFIC WEIGHT

Green 1050 kg/m³
Dried 730 kg/m³



A UNIQUE TYPE OF WOOD FOR COLOUR AND QUALITY

Walnut is one of the finest types of wood. It is used especially for the production of furniture and accessories.

The Super Prime quality is top of the range.

Its main characteristic is a dark colour which is unique around the world. It is trimmed straight after drying in order to give it a better shape and quality. Super Prime Walnut is one of the few types of **wood available which is also 100% FSC®** certified, made with timber exclusively coming from certified FSC® forests, carefully managed according to the strictest environmental, social and economic standards.




Super Prime

27mm & 33mm thickness boards

- Predominantly knot-free
- Front face minimum 90% clear
- Back face minimum 70% clear

40-52-65-80 mm thickness boards


- Predominantly knot-free
- Front face minimum 90% clear
- Back face minimum 80% clear



Super Prime One Face


27-33-40-52 mm thickness boards only

- Predominantly one face knot-free
- Front face minimum 90% clear
- Back face allowing unlimited sap and colour distortion



Rustic

Live knots are predominant with occasional dead and/or open knots



Front face



Back face



WALNUT PROPERTIES

SCIENTIFIC NAME
Junglas Nigra L.

HISTOLOGICAL STRUCTURE
Grain: straight, sometimes wavy
Texture: medium

CHARACTERISTIC DEFECTS
Vulnerable to wood-boring insects and mites


WORKING PROPERTIES
Sawing: trouble free
Drying: slow and with a risk of collapse
Planing: trouble free
Gluing: easy
Nailing and screwing: easy
Finishing: easy

MAIN USES
Fine furniture and interiors
Carpentry and panelling:
flooring, walls, ceilings, doors
and staircases
Decorative veneering
Carving and turning

MECHANICAL PROPERTIES
Tensile strength: 1010 kg/cm²
Compressive strength: 523 kg/cm²

SPECIFIC WEIGHT
Green 900 kg/m³
Dried 550 kg/m³





AT THE SAME TIME SOLID,
LIGHT AND FLEXIBLE

This type of wood has no difference between heartwood and sapwood. Its colour varies from white-pink to green shades.

The growth rings are particularly accentuated, its typical feature is its coloured heart where shades vary from grey to olive. **Ash lends itself to various uses and is also available 100% FSC® certified.**

This means it is made with ash exclusively coming from certified FSC® forests, carefully managed according to the strictest environmental, social and economic standards.




Super Prime White

- Material selected by colour.
- Almost all the boards are very white.
- Allowed occasionally with a trace of brown heart.
- Predominantly knot-free.




Prime White One Face

- Selected by colour. Minimum one face white colour selected is guaranteed.
- Predominantly knot-free on the sorted face.



Prime Unselect

- Material not selected by colour.
- The heart is not considered a defect.



SPECIALITIES



Elements

Finger joint and kitchen cabinet elements available on a running programme.



Squares

Ash squares are produced on demand. Can be sold as white or brown colour.



Cut to size

Cut to size & bespoke orders are available through the range of thicknesses and grades.

ASH PROPERTIES

SCIENTIFIC NAME

Fraxinus Excelsior L.

HISTOLOGICAL STRUCTURE

Grain: straight, sometimes helicoidal
Texture: fine and uniform

CHARACTERISTIC DEFECTS

Colour variations due to fungus
Internal tensions
Fake red heart
Occasionally helicoidal grain
Inclined to checks and warps

WORKING PROPERTIES

Sawing: easy
Drying: slow, with special attention to warp
Planing: easy
Glueing: trouble free
Nailing and screwing: trouble free
Finishing: good, it can adopt almost every tone

MAIN USES

Solid and laminated furniture
Flooring, ceiling, doors
Chipwood and plywood
Marine piling and harbour work
Musical instruments
Domestic wood-ware, playthings,
Packages, crates and boxes
Once pitched it is used as a tie on railways.

MECHANICAL PROPERTIES

Tensile strength: 110 kg/cm²
Compressive strength: 580 kg/cm²

SPECIFIC WEIGHT

Green 1050 kg/m³
Dried 730 kg/m³





BEECH

FLEXIBLE AND STRONG FOR MANUFACTURING

The beech has a considerably clear colour, almost white, it assumes the well-known rosy tone through the steaming and kilning processes. With sunlight, the colour varies to pale-yellow.

Medullar rays are clearly visible on the entire surfaces of cut and they characterise the design, especially on the tangential face, where they appear as sharp as spindles.



Conventional sawn timber is delivered in **random widths**. This means that each board has to be measured and sorted according to your cutting requirements. **Residual widths you often cannot use are left over**, especially when your production is based on only a few combinations of widths. You are able to choose beech timber from our vast range of dimensions.

THICKNESSES

26 mm / (23.8 mm)
33 mm / (30.5 mm)
38 mm / (36 mm)
47 mm / (45 mm)
52 mm / (48.5 mm)
65 mm / (61.5 mm)
76-80 mm (on demand)


LENGTHS

2050 mm / 2200 mm
2450 mm / 2750 mm
3100 mm / 3400 mm
3800 mm / 4100 mm




Special S

Top quality ideal long-length applications.
Special S beech timber offers a very high yield.




Special One Face

Top quality for single face applications in long lengths. Special one face beech timber presents a top face of superior category. Its one face has a very high yield, particularly in long lengths. No restrictions on the back face.



Special CND


Top quality without colour restrictions.
CND beech timber corresponds to the Superior category. High quality wood for applications which require or accept colour. It should be used when the demand is for predominantly long lengths.



BEECH


Special Cabinet

High quality for a well-balanced mix in all working lengths. Special cabinet beech timber is not to be underrated, the price-performance ratio is extraordinary. When the requirement is for a well-balanced mix of long and medium lengths, this is the first choice.



Special Cabinet CND

Timber of medium quality in short and medium working lengths. Special cabinet CND beech timber is suitable for applications that also accept knots and other wood characteristics.



SPECIALITIES



Special Unsteamed

Top quality for long length applications with one visible face on its front side.

Special Beech Timber corresponds to the Superior grade. It offers a very high yield on one side, especially in long lengths. No grading applied on the back face.

BEECH PROPERTIES

SCIENTIFIC NAME

Fagus Sylvatica L.

HISTOLOGICAL STRUCTURE

Grain: straight, sometimes helicoidal
Texture: fine and uniform

CHARACTERISTIC DEFECTS

Color variations due to fungus
Internal tensions
Fake red heart
Occasional helicoidal grain
Inclined to checks and warps

WORKING PROPERTIES

Sawing: easy
Drying: slow, with special attention to warp
Planing: easy
Glueing: trouble free
Nailing and screwing: trouble free
Finishing: good, it can adopt almost every tone

MAIN USES

Solid and laminated furniture
Flooring, ceiling and doors
Chipwood and plywood
Marine piling and harbour work
Musical instruments
Domestic wood-ware, playthings,
Packaging, crates and boxes
Once pitched, it is used as a tie on railways.

MECHANICAL PROPERTIES

Tensile strength: 110 kg/cm²
Compressive strength: 580 kg/cm²

SPECIFIC WEIGHT

Green 1050 kg/m³
Dried 730 kg/m³



EASY TO WORK, PERFECT FOR ENGRAVINGS AND CARVINGS

Lime wood is very **easy to engrave**. Its white colour shades off into pink and after drying it turns to **yellow-brownish or creamy light brown** and it sometimes shows green stains.

There is no distinction between sapwood and heartwood

Our lime production is square edged after kiln drying and available from 27 mm to 52 mm thickness.

Conventional sawn timber is delivered in **random widths**. This means that each board has to be measured and sorted according to your cutting requirements. **Residual widths you often cannot use are left over**, especially when your production is based on only a few combinations of widths. You are able to choose lime timber from our vast range of dimensions.



THICKNESSES

27 mm
33 mm
40 mm
52 mm


LENGTHS

2050 mm / 2200 mm
2450 mm / 2750 mm
3100 mm / 3400 mm
3800 mm / 4100 mm




Super Prime White

White material on both faces.
Allowed 10% defects on back face.



Prime CND

Material not selected by colour.
Heart is not a defect.



Cabinet CND

Material with knots and not selected by colour.
Heart is not a defect



LIME PROPERTIES

SCIENTIFIC NAME

Tilia Cordata Mill.

HISTOLOGICAL STRUCTURE

Grain: straight

Texture: fine and uniform

PERMEABILITY

Equally permeable

CHARACTERISTIC DEFECTS

Greenish stains and colour variations

Inclined to get stained coming into contact with metals.

WORKING PROPERTIES

Sawing: trouble free

Drying: easy

Planing: easy

Glueing: trouble free

Nailing and screwing: trouble free

Finishing: good

MAIN USES

Sculptures and carving

Furniture and carpentry

Decorative veneering

Playthings, broomsticks, piano keys, paintbrushes, kitchen utensils, shoe soles.

MECHANICAL PROPERTIES

Tensile strength: 600 kg/cm²

Compressive strength: 13 kg/cm²

SPECIFIC WEIGHT

Green 780 kg/m³

Dried 480 kg/m³





POPLAR

A VERSATILE WOOD THAT CAN BE EASILY WORKED

Poplar is a versatile wood with main characteristics of lightness, paleness, uniformity and good workability.

Even though it is a particularly lightweight wood it bends easily, making it suitable for various uses in the furniture industry and in the manufacture of frames, panels and plywood.

It's colour is creamy white with the heartwood pale yellowish brown. You are able to choose lime timber from our vast range of dimensions.



THICKNESSES

26 mm (23.8 mm)
33 mm (30.5 mm)
38 mm (36 mm)
52 mm (48.5 mm)


LENGTHS

2050 mm / 2200 mm
2450 mm / 2750 mm
3100 mm / 3400 mm
3800 mm / 4100 mm




Super Prime White

White material on both faces.
Allowed 10% defects on back face.



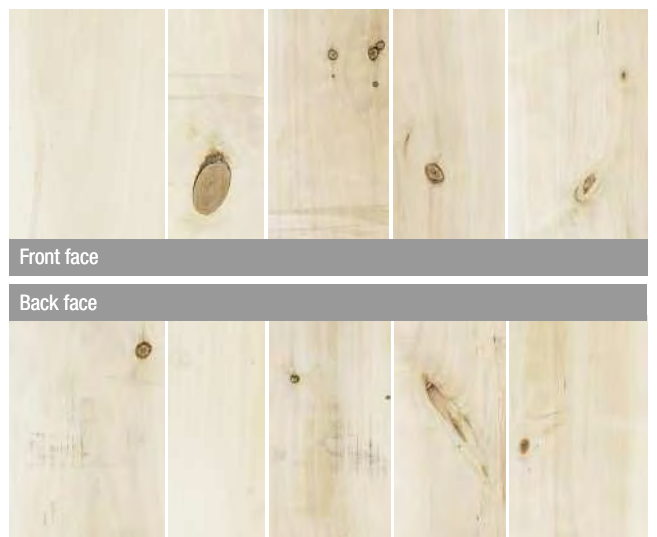
Prime CND

Material not selected by colour.
Heart is not a defect.



Cabinet CND

Material with knots and not selected by colour.
Heart is not a defect



POPLAR

POPLAR PROPERTIES

SCIENTIFIC NAME

Euro-American Poplar. Clone I-214

HISTOLOGICAL STRUCTURE

Grain: straight

Texture: medium to rough

CHARACTERISTIC DEFECTS

Slight tendency to check and warp

WORKING PROPERTIES

Sawing: trouble free

Drying: difficult with possible non-uniform drying

Planing: easy

Glueing: trouble free

Nailing and screwing: trouble free

Finishing: all surface finishes as well as stains can be applied easily

MAIN USES

Sliced for face veneers.

Also very well suited for peeled veneer, plywood, matches, paper industry.

MECHANICAL PROPERTIES

Tensile strength: 560 kg/cm²

Compressive strength: 316 kg/cm²

SPECIFIC WEIGHT


Green 760 kg/m³

Dried 340 kg/m³





Wood At Work



James Latham Distribution Sites

1 James Latham Dudley ●●

T: 01384 234444
F: 01384 233121
E-mail: panels.dudley@lathams.co.uk
timber.dudley@lathams.co.uk

2 James Latham Fareham ●●

T: 01329 854800
F: 01329 849585
E-mail: panels.fareham@lathams.co.uk
timber.fareham@lathams.co.uk

3 James Latham Gateshead ●●

T: 0191 469 4211
F: 0191 469 2615
E-mail: panels.gateshead@lathams.co.uk
timber.gateshead@lathams.co.uk

4 James Latham Leeds ●●

T: 0113 387 0830
F: 0113 387 0855
E-mail: leeds@lathams.co.uk

4 ATP (Advanced Technical Panels) ●●

T: 0113 387 0850
F: 0113 387 0855
E-mail: atp@lathams.co.uk

5 James Latham Scotland ●●

T: 01698 838777
F: 01698 831452
Email: scotland@lathams.co.uk

6 James Latham Leicester ●●

T: 0116 288 9161
F: 0116 281 3806
E-mail: panels.leicester@lathams.co.uk
timber.leicester@lathams.co.uk

7 James Latham Yate ●●

T: 01454 315421
F: 01454 323488
E-mail: panels.yate@lathams.co.uk
timber.yate@lathams.co.uk

8 James Latham Hemel Hempstead ●●

T: 01442 849000
F: 01442 239287
E-mail: panels.hemel@lathams.co.uk

9 James Latham Thurrock ●

T: 01708 869800
F: 01708 860900
E-mail: panels.thurrock@lathams.co.uk

10 James Latham Purfleet ●

T: 01708 864477
F: 01708 862727
E-mail: timber.purfleet@lathams.co.uk




11 James Latham - Product Specification Showroom London

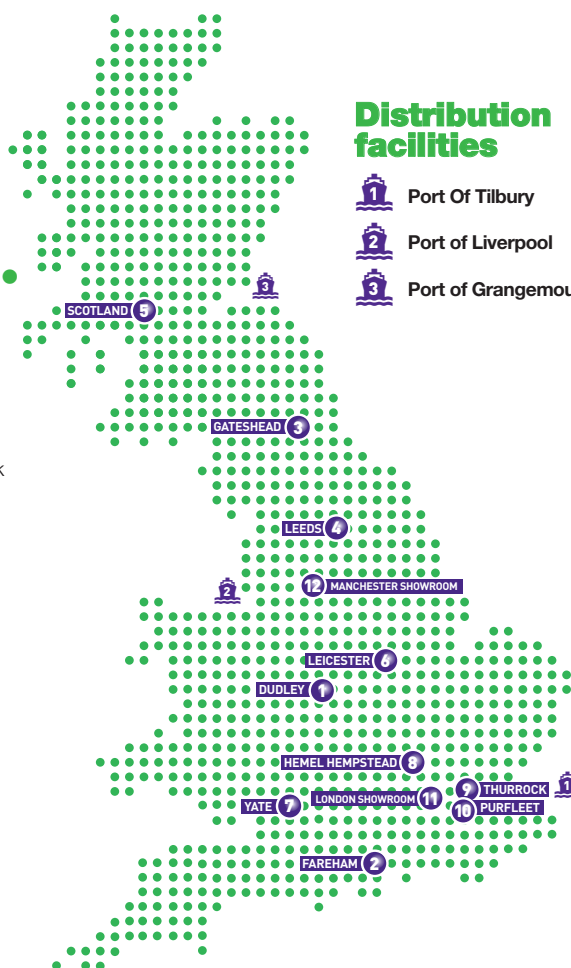
Suite 301, Business Design Centre,
52 Upper Street, Islington, N1 0QH
T: 020 7288 6417
E-mail: BDC@lathams.co.uk

12 James Latham - Product Specification Showroom Manchester

31a Tib St, Manchester M4 1LX
T: 0161 537 1185
E-mail: pssm@lathams.co.uk

Distribution facilities

-  Port Of Tilbury
-  Port of Liverpool
-  Port of Grangemouth



KEY: ●● PANEL PRODUCTS ●● TIMBER PRODUCTS



Call **0116 257 3415**
email marketing@lathams.co.uk
or visit www.lathamtimber.co.uk

