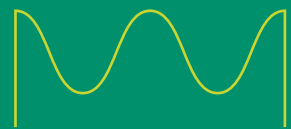


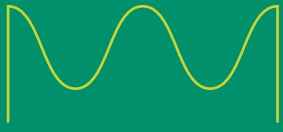


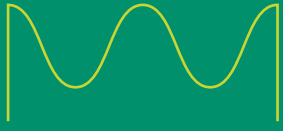


Contemporary Seating & tables.




furnitubes
shaping outdoor spaces





Contemporary seating & tables.

Boldly-designed individual products and small ranges





The presence of outdoor seating is an integral part of most landscape schemes and contributes significantly to their overall character. Our picnic benches and tables come in a range of styles to suit all types of projects, from public parks to schools and universities to commercial developments.

Our contemporary seating range is a collection of individual seating products and small ranges generally characterised by their straightforward aesthetic and often bold design, with particular attention to detail.

majority of products employing timber slats for a warm and comfortable seating platform. As with all products across all our ranges, these seats are built to last.

The range includes a wide variety of styles and materials, including steel in galvanised or coated finishes, stainless steels in various finishes, and with the

As well as the traditional uses for picnics and external dining, tables can also offer useful surfaces on which to place newspapers, books and other reading material, to use laptops and computer tablets, and even a place to play games at. Providing tables is likely to increase the length of time that visitors stay at a site and enjoy their surroundings. Our range of tables are suitable for all such uses, are available in many different styles, sizes (including child-specific versions) and materials, and can be broadly categorised into 3 main groups.



Contemporary seating range

Key features:

- Contemporary designs for modern developments
- Robust, build to last in outdoor environments

Product range:

- Fordham
- Parallel
- Hollo
- Cheshunt
- Stark
- AXL
- Boston



Integrated seating and picnic tables

Key features:

- One piece constructions, easier to install than separate seats and tables, and generally heavier duty as a result

Product range:

- Thetford
- Stark



Independent benches & tables

Key features:

- Allows for coordination with independent seats of the same style used elsewhere on the site

Product range:

- Fordham
- AXL
- Parallel
- Hollo
- Stark
- Cheshunt

Fordham Range.

Fordham Range.

“Our most sustainable range yet”

More timber than steel, Fordham is made with thick reclaimed hardwood timber and a recycled steel frame, it is our first street furniture product made completely from recycled materials – a bold piece that’s just the right level of rustic. Heavy duty and rough and ready for the public realm and able to withstand high traffic areas but also soft enough to compliment the landscapes of parks and open green spaces.

The bench is the basic form, to which a backrest can be added to form a seat. The complementary Fordham table is of a similar construction and can be used with seats and / or benches.

Seats and benches are available in 3 standard lengths to comfortably accommodate up to 5 people, and the table is offered in 2 standard sizes.



Fordham Range.

Why reclaimed hardwood timber?

Working with **Ashwell's** tropical hardwood specialists, we have reinvented the Fordham range to demonstrate that street furniture can be more environmentally friendly, and to enable landscape architects to deliver on greener projects.

Recovered from old bridges, buildings, and decks, reclaimed hardwood timber is a much more sustainable alternative to raw timber. Having already been exposed to the elements, it is naturally more durable and will last just as long if not more, so you won't be compromising on quality.

Tree planting

As part of our commitment to combating climate change, we've partnered with **Ecologi** for our tree planting initiative to help maintain the woodlands in which some of our timbers originate. So, for every Fordham Reclaimed product sold we plant 4 trees in projects across Africa and South America - and we'll credit your project in our digital forest.



Fordham Range.

Triple Process steel support frame with FSC reclaimed hardwood timber slats, smooth planed finish.

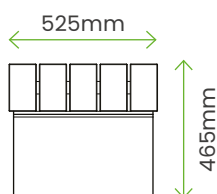
Options

- Armrests (benches and seats), triple process coated (PPC) finish

Installation

Both seat, bench, table supports are pre-drilled with 4no. holes for M16 ground fixings (not supplied).

Benches



1800MM LONG

FORB6

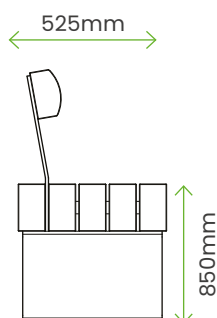
2350MM LONG

FORB8

3000MM LONG

FORB10

Seats



1800MM LONG

FOR6

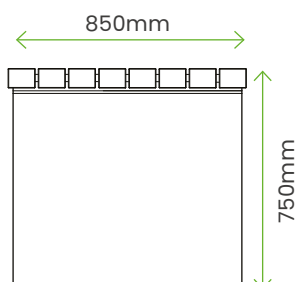
2350MM LONG

FOR8

3000MM LONG

FOR10

Tables



1800 LONG

FORT6

2350 LONG

FORT8

Stark Range.

Stark Range.

Coordinated range of robust softwood construction seating and tables

Stark is a comprehensive range of benches, seats, tables and picnic tables that can be used independently or as a coordinated suite of products. The softwood construction makes for an economical alternative to hardwood seating and table ranges, with pressure treatment providing good medium-term durability.

The range is characterised by heavy-duty timber sections with bolted connections to give a tough, almost industrial aesthetic. Seating is available in four standard length options and tables in three lengths; both are offered in full-size and junior versions, which are ideal for lower school applications.

Products are supplied for bolt-down surface mounting as standard, which is our recommendation for level sites, or with the option of extended posts for in-ground installation. Complementary picnic tables complete the range and are available in two styles - one for

in-ground fixing and the other a more traditional freestanding A-frame design.

All timber sections are 'regularised' with planed faces and eased edges, with cross-cuts also softened to eliminate sharp edges and reduce the risk of splintering. Softwood can be supplied in a 'natural' pressure treated finish which can add a slight green tinge to the pale colouration of the timber or can be treated with a supplementary saturating oil in a variety of tinted colours.



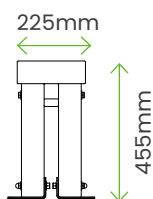
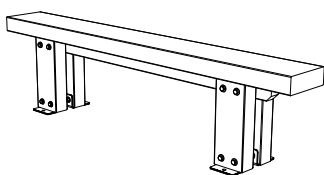
Stark Range.

Treated softwood construction with galvanised steel baseplates, for bolt-down installation, supplied flat-packed & part-assembled for on-site assembly

Options

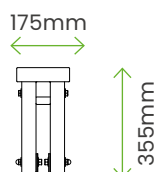
- Fully pre-assembled
- Ground fixing kit for suitable existing or new foundation
- Feet for freestanding applications (Double Slat benches only)
- Extended depth legs for in-ground installation
- Armrests (Full size products only, except n/a on Single Slat Bench)
- Oiled timbers

Bench - Single slat



FULL SLAT

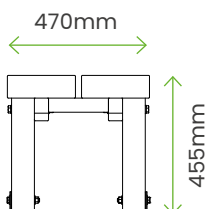
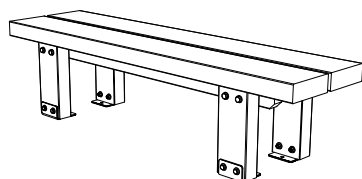
1500MM LONG	STKSB5
1800MM LONG	STKSB6
2100MM LONG	STKSB7
2400MM LONG	STKSB8



JUNIOR

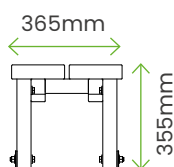
1500MM LONG	STKSBJ5
1800MM LONG	STKSBJ6
2100MM LONG	STKSBJ7
2400MM LONG	STKSBJ8

Bench - Double slat



FULL SLAT

1500MM LONG	STKDB5
1800MM LONG	STKDB6
2100MM LONG	STKDB7
2400MM LONG	STKDB8

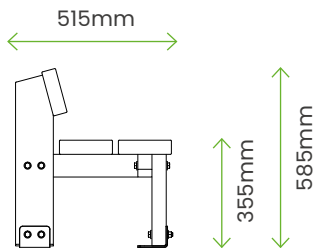
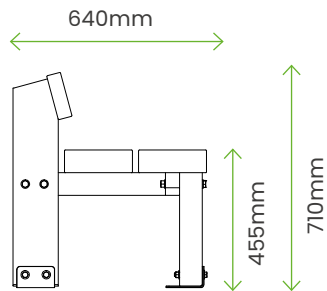
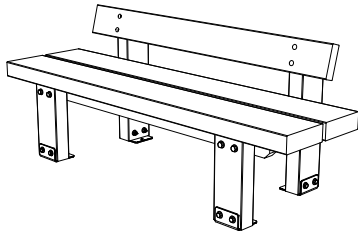


JUNIOR

1500MM LONG	STKDBJ5
1800MM LONG	STKDBJ6
2100MM LONG	STKDBJ7
2400MM LONG	STKDBJ8

Stark Range.

Seat - Single slat backrest



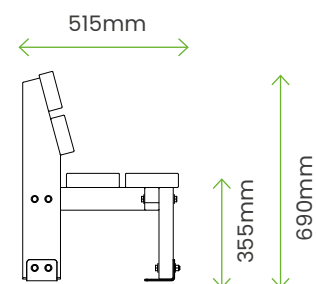
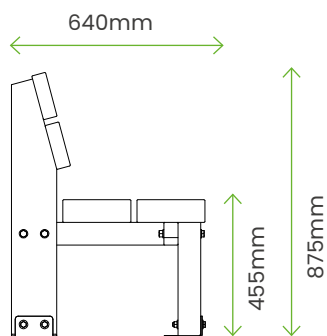
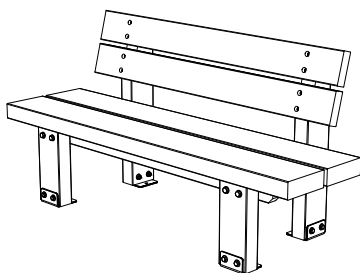
FULL SIZE

1500MM LONG	STKSS5
1800MM LONG	STKSS6
2100MM LONG	STKSS7
2400MM LONG	STKSS8

JUNIOR

1500MM LONG	STKSSJ5
1800MM LONG	STKSSJ6
2100MM LONG	STKSSJ7
2400MM LONG	STKSSJ8

Seat - Double slat backrest



FULL SIZE

1500MM LONG	STKDS5
1800MM LONG	STKDS6
2100MM LONG	STKDS7
2400MM LONG	STKDS8

JUNIOR

1500MM LONG	STKDSJ5
1800MM LONG	STKDSJ6
2100MM LONG	STKDSJ7
2400MM LONG	STKDSJ8

Stark Range Table + Seating combinations.

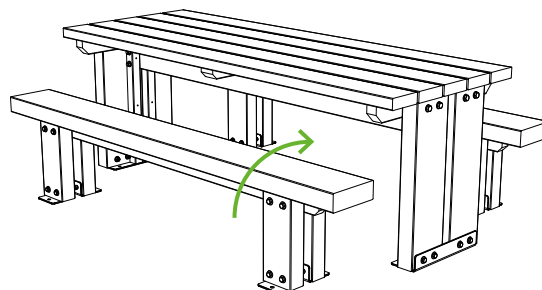
For table and seating combinations we recommend that benches and seats are shorter in length than the table, to give a larger gap between, making for easier access onto the seating, i.e.

TABLES

1800mm long
2100mm long
2400mm long

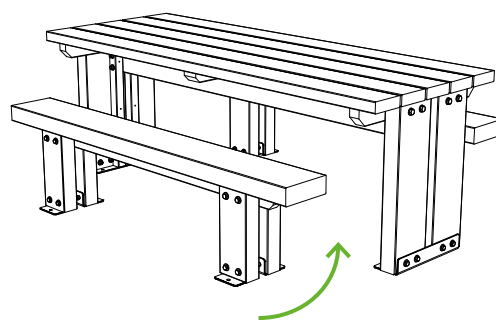
BENCHES / SEATS

1500mm long
1800mm long
2100mm long



When benches or seats are the same length as the table, access between is limited, requiring sitters to step over the bench, which can be awkward for less able-bodied people.

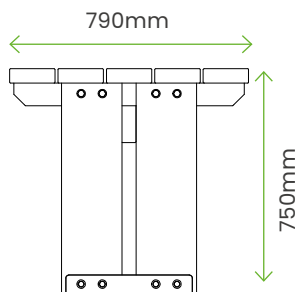
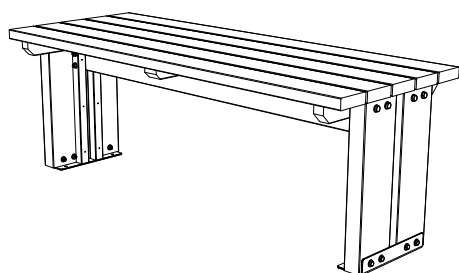
When benches or seats are shorter than the length of the table, access for sitters is much easier.



Note: illustrations show Single Slat Benches; Double Slat Benches & Single or Double Slat Seats can also be combined with Tables.

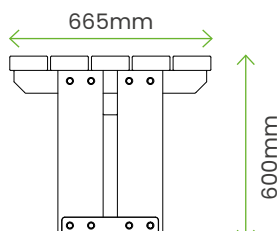
Stark Range Tables.

Table



FULL SIZE

1800MM LONG STKT6
2100MM LONG STKT7
2400MM LONG STKT8



JUNIOR

1800MM LONG STKTJ6
2100MM LONG STKTJ7
2400MM LONG STKTJ8

Stark Range Installation.

Seating and independent tables can be supplied with post heights suited to sitting on top of the ground, or at a 300mm extended height for in-ground embedment. In all situations, a galvanised steel baseplate is fixed to the posts with nuts and bolts supplied and allows for a variety of fixing options as shown below. Selected products can be supplied freestanding for sites where

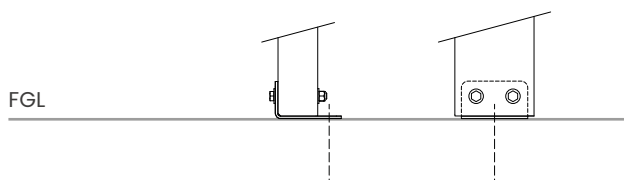
security is not an issue, with baseplates fitted with rubber feet designed to provide grip on the paving. Installations with the posts above ground - i.e. options 1 or 2, or freestanding - are generally preferable, as timber embedded in concrete is more prone to decay than timber that is maintained above ground.

Above ground installation

For sites that are more or less level the base plates can be set on top of finished ground level, and secured in one of two ways as shown below. These installations allow the furniture to be readily unbolted and moved for maintenance or access purposes.

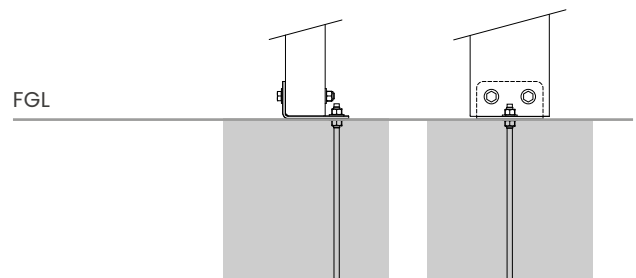
1. Bolt-down via baseplates

Secured by 2 no. M12 ground anchors (not supplied) through steel base plate and into a suitable foundation. Ideal for installation on hard paving.



2. Concrete pad with Fixing kit

An optional fixing kit comprising 2 no. M10 x 330mm long threaded studs c/w nuts + washers supplied for attachment to baseplate and fixing into a suitable new or existing foundation. Ideal for installation in soft ground.



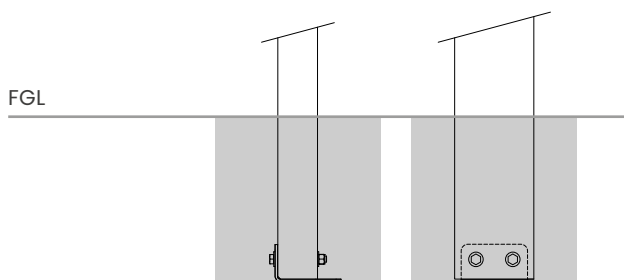
In-ground installation

When there are significant slopes in the immediate area beneath the furniture it is advisable to use products with a 300mm additional leg height, so that the seating and table surfaces can be set true plumb level. There are two simple installation options for this situation.

3. Into concrete pad

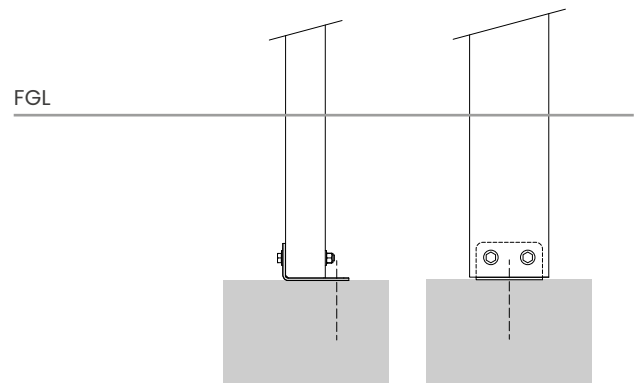
Posts roots can simply be set into concrete, with the base plates helping to prevent any lift out.

Note: all illustrations show single Bench / Seat posts. For Tables with twin posts the steel base plate spans both posts and has 2 ground fixing points.



4. Bolt-down via baseplates onto below ground

Posts can be bolted to a below-ground concrete pad with 2 no. M12 ground anchors (not supplied), or set into concrete using a fixing kit as shown above.



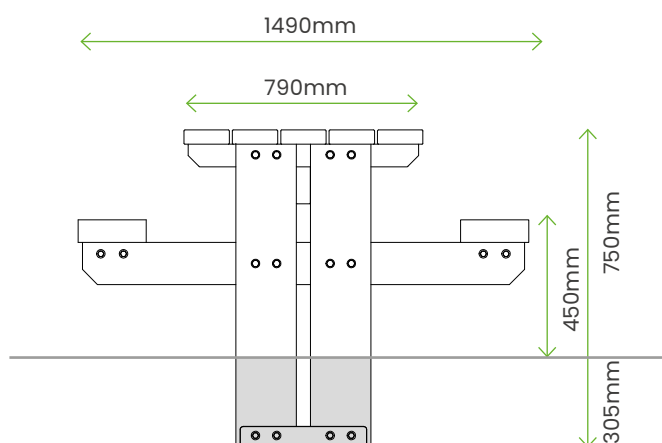
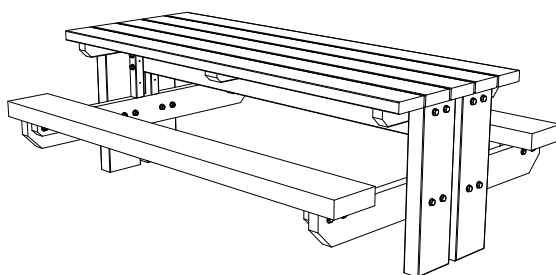
Stark Picnic Range.

Stark picnic table

Treated softwood construction with galvanised steel baseplates, for in-ground installation, supplied flat-packed & part-assembled for on-site assembly.

Options

- Fully pre-assembled
- Ground fixing kit for suitable existing or new foundation
- Oiled timbers

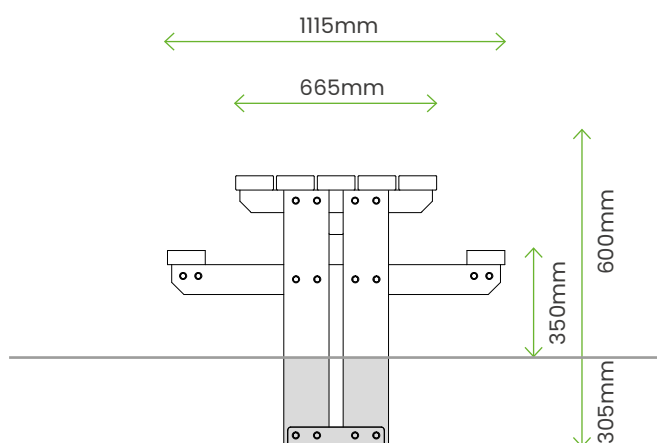


FULL SIZE4

55MM SEAT HEIGHT / 750MM TABLE HEIGHT

1800MM LONG

STKPTG6



JUNIOR

355MM SEAT HEIGHT / 600MM TABLE HEIGHT

1800MM LONG

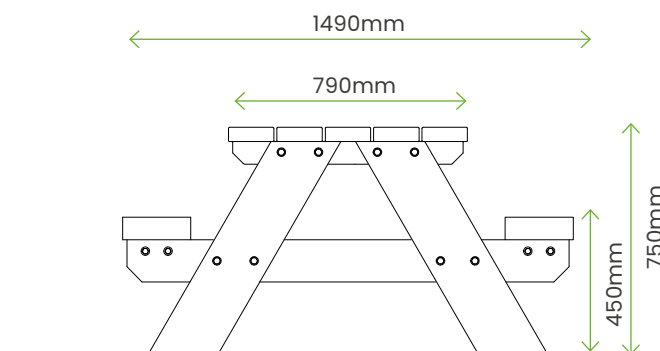
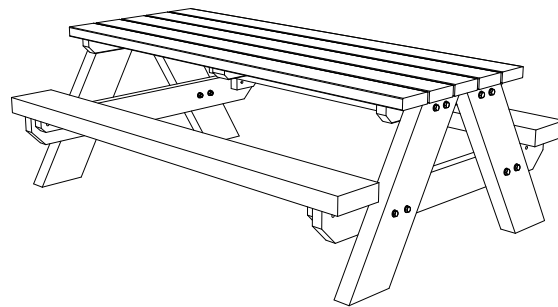
STKPTGJ6

Stark freestanding picnic table

Treated softwood construction, supplied flat-packed & part-assembled for on-site assembly

Options

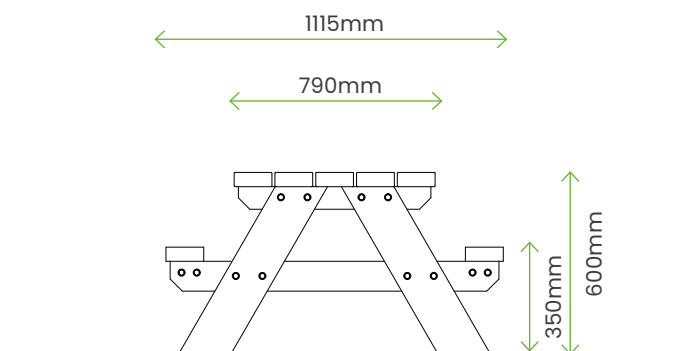
- Fully pre-assembled
- Galvanised steel base plates for bolt-down fixing
- Ground fixing kit for suitable existing or new foundation (for use with baseplates)
- Oiled timbers
- Umbrella hole



FULL SIZE
455MM SEAT HEIGHT / 750MM TABLE HEIGHT

1800MM LONG

STKPTF6



JUNIOR
355MM SEAT HEIGHT / 600MM TABLE HEIGHT

1800MM LONG


STKPTFJ6

Armrests.

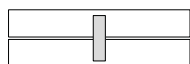
Armrests are a useful aid for the less-able-bodied in particular, helping them to lower themselves onto a seat and also alight from it. Armrests can also deter rough sleeping if placed appropriately. All full-size Stark seating products, with the exception of the Single Slat Bench, are available with armrests. The simple block forms, which have an overhang that can be firmly

gripped, are pre-fitted at any of the positions shown on the illustrations below, which are designed to maintain comfortable seating widths. If the need for armrests is only identified after the product has been installed, they can be easily retro-fitted.

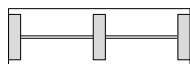
1500mm long



2 end armrests:
1300mm gap between (2 people)



1 mid armrests:
700mm either side (1 person / side)

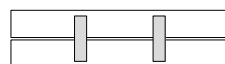


1 mid + 2 end armrests:
600mm either side (1 person / side)

1800mm long



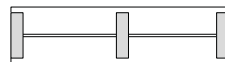
2 end armrests:
1600mm gap between (3 people)



2 mid armrests:
533mm wide seating positions




2 mid + 2 end armrests:
466mm wide seating positions




1 mid + 2 end armrests:
750mm either side (1 person / side)

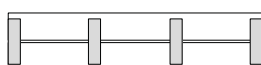
2100mm long



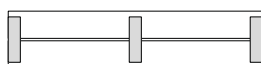
2 end armrests:
1900mm gap between
(3-4 people)



2 mid armrests:
633mm wide seating positions




2 mid + 2 end armrests:
566mm wide seating positions

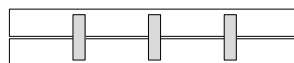


1 mid + 2 end armrests:
900mm either side
(2 people / side)

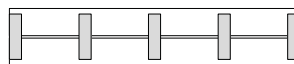
2400mm long



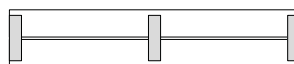
2 end armrests:
2200mm gap between
(4 people)



2 mid armrests:
525mm wide seating positions



2 mid + 2 end armrests:
475mm wide seating positions



1 mid + 2 end armrests:
1050mm either side
(2 people / side)

Timbers.

Softwood is naturally a pale cream colour but the pressure treatment process to improve durability can add a green tinge. The addition of a clear or tinted penetrating oil finish gives a richer colouration; it penetrates into the wood to protect against moisture and UV damage and will not peel or flake. To maintain a consistent appearance the timber should be cleaned and re-oiled typically on a bi-annual basis.

Standard Oil Colour:



MEDIUM OAK
(photos of oiled products
in this brochure are this colour)

Additional Oil Colours

(subject to minimum quantity orders):



Clear



Light Oak



Teak



Cedar



Red Wood



Rustic Oak

Assembly.

To minimise the packing volume and to reduce transportation costs, products are supplied part-assembled and flat-packed for on-site assembly. Detailed instructions are supplied with each delivery and assembly is reasonably straightforward, typically involving passing connecting bolts through pre-drilled holes in the timber sections and tightening up with nuts. For maximum strength we recommend that all

bolted joints are also glued with a suitable exterior grade adhesive, such as waterproof PVA. All product fixings are provided, with the exception of ground anchors and the adhesive. No machining of the timber is necessary. Alternatively, products can be supplied fully-assembled, at an additional cost. Shown here are examples of the parts of a seat and table as supplied for on-site assembly.

Seat Assembly

Typical sub-assemblies and parts supplied for on-site final assembly

- 1 x seating platform (arms are pre-fitted if required)
- 2 x front posts
- 1 x backrest including back posts
- 4 x steel baseplates
- Fixings (not shown)

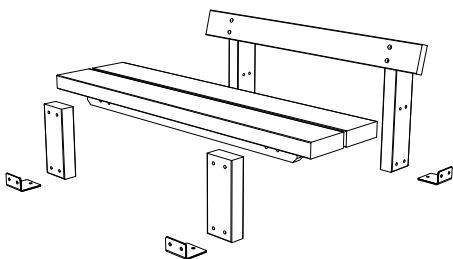
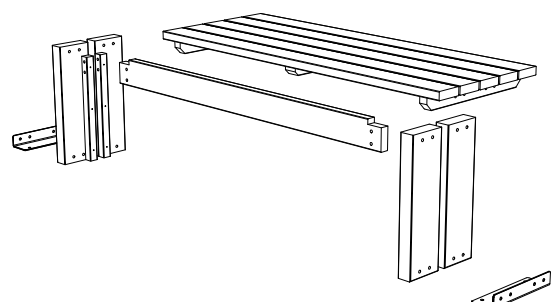


Table Assembly

Typical sub-assemblies and parts supplied for on-site final assembly

- 1 x table platform
- 4 x end posts
- 1 x cross rail
- 2 x steel baseplates
- Fixings (not shown)



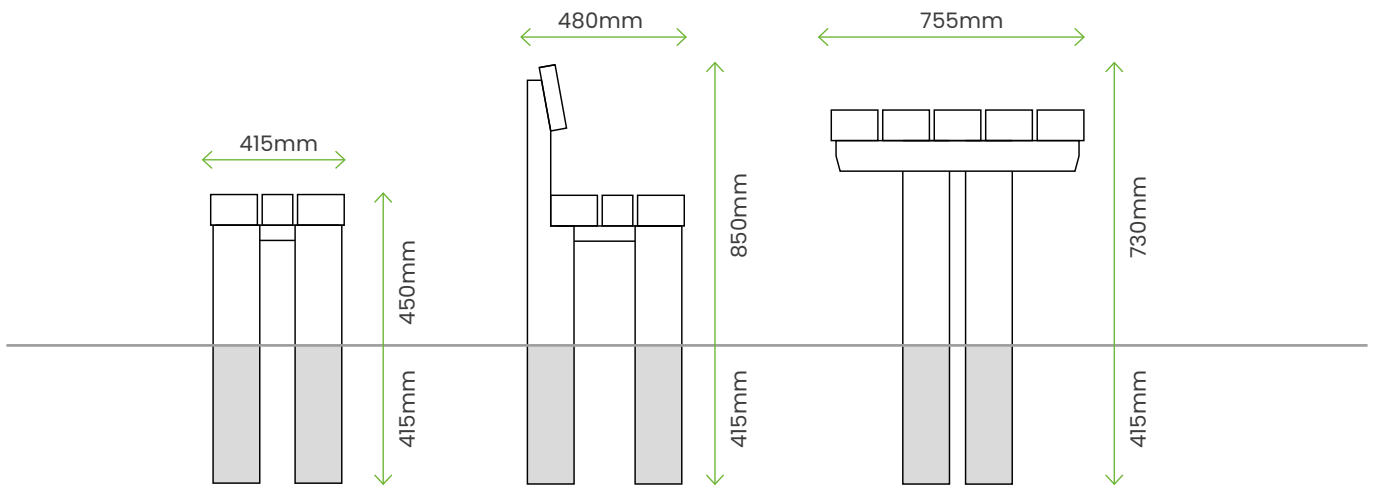
Cheshunt Range.

Cheshunt Range.

- Opepe all-timber construction, smooth planed and coated with 'Sadolin Classic Teak'
- Extended legs for in-ground installation

Options

- Legs truncated at ground level, supplied with angled brackets for surface mounted bolt-down installation



BENCHES

2 PERSON BENCH, 1200 MM LONG	CHSB4
3 PERSON BENCH, 1800 MM LONG	CHSB6
4 PERSON BENCH, 2400 MM LONG	CHSB8
3 PERSON BENCH, 1800 MM LONG	CHS6
4 PERSON BENCH, 2400 MM LONG	CHS8
4 PERSON BENCH, 1200 MM LONG	CHST4

SEATS

2 PERSON SEAT, 1200 MM LONG	CHS 4
6 PERSON SEAT, 1800 MM LONG	CHS 6

TABLES

4 PERSON TABLE 1200 MM LONG	CHS T4
6 PERSON TABLE 2400 MM LONG	CHS T6

Thetford Range.

Thetford Range.

Robust picnic bench in multiple size options

The Thetford table and bench combination is a clean design of robust construction, ideal for educational sites, pubs and restaurants, and public picnic areas.

There are 4 size options – standard, wide and extra-wide table tops in the adult versions, and a scaled-down model suitable for junior school age children – each available with 2 different slats sizes for either a chunky or more refined aesthetic.

Bench and table platforms are pre-assembled onto steel rails, which in

turn are fixed to the fully-welded heavy duty box section end frames on site with simple bolt connections. Steelwork is galvanised as standard, with the option of a powder coated finish, and the bench and table platforms comprise hard-wearing iroko slats attached to support rails with discrete fixings.

An oiled finish, which retains the natural colouration of the timbers for over a longer period, is an optional extra on all products.



Size options & applications:

Standard

Bench 375mm w x 475mm h

Table 675mm w x 770mm h

Ideal for basic picnic situations

Wide

Bench 375mm w x 475mm h

Table 825mm w x 770mm h

Offers more table space for dining

Extra-wide

Bench 375mm w x 475mm h

Table 975mm w x 770mm h

The 815mm gap between the table frame is designed for wheelchair access, also making for a wider table top as a result

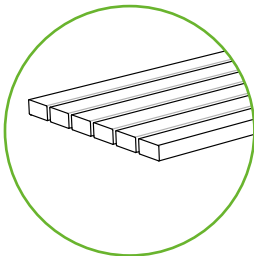
Junior

Bench 225mm w x 350mm h

Table 525mm w x 620mm h

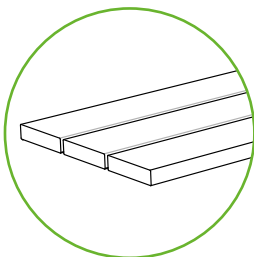
Scaled-down unit suitable for children up to 10-12 years old

Choose your slat style.



Medium width slats

65mm wide slats give a refined appearance to the table and bench tops, and with more gaps are visually lighter in appearance



Wide slats

140mm wide slats on the bench and table tops give a chunky appearance, with half as many slats / gaps compared to the medium width slat tables

Installation

- Thetford products are supplied flat-packed as bench and table platforms, and end frames, for on-site assembly with supplied bolts.
- Each foot has a fixing plate pre-drilled for an M12 ground fixing (not supplied).

Options

- Timbers with UV protective finish
- Steelwork in powder coated finish
- Extended frame legs for in-ground installation
- Through-socket in table top for parasol
- Supplied fully-assembled

Thetford Range.

Standard

1665mm o/a wide x 1975mm long



**6-8 PERSON
TABLE WITH MEDIUM
WIDTH SLATS**

THEST6M

**6-8 PERSON TABLE
WITH WIDE SLATS**

THEST6L

Wide

1815mm o/a wide x 1975mm long



**6-8 PERSON
TABLE WITH MEDIUM
WIDTH SLATS**

THEWT6M

**6-8 PERSON TABLE
WITH WIDE SLATS**

THEWT6L

Extra-Wide

1965mm o/a wide x 1975mm lg



**6-8 PERSON
TABLE WITH MEDIUM
WIDTH SLATS**

THEXWT6M

**6-8 PERSON TABLE
WITH WIDE SLATS**

THEXWT6L

Junior

1165mm o/a wide x 1957mm long



**8-10 CHILD
TABLE WITH MEDIUM
WIDTH SLATS**

THEJT6M

**8-10 CHILD TABLE
WITH WIDE SLATS**

THEJT6L

Parallel Range.

Parallel Range.

Simple styling and robust construction

Parallel benches and tables are an ideal choice for outdoor dining areas that require a heavier duty and more contemporary-styled product than traditional timber picnic benches offer.

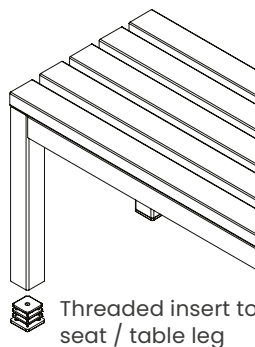
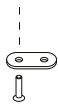
The combination of a steel frame and closely-spaced slats make the benches and tables sufficiently heavy to be used as freestanding units on secure sites, but are also offered as bolt-down and in-ground options for more public areas. Bench and table-top slats are in iroko hardwood as standard, with selected models also available in wood plastic composite material. Two standard lengths are offered, to comfortably accommodate either 3 or 4 people per side.

Fixing options

1. Freestanding:
with levelling
foot



2. Bolting down
through base
plate



3. In-ground fixing
with threaded
stud



Parallel Range.

Freestanding units, galvanised steel frame with iroko slats, smooth planed finish

Options

- Steelwork in triple process coated (PPC) finish to any RAL colour reference
- Timbers with UV protective finish
- Wood plastic composite (WPC) slats (1800mm long versions only)
- Base-plated legs for bolt-down installation
- Threaded studs for for in-ground installation

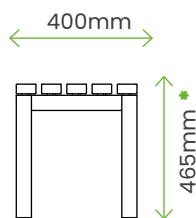
* Notes re. heights:

The heights above ground level of bench & table modules vary slightly for different ground fixing options:

1. Freestanding: dimensions as specified
2. Bolting down: 10mm lower than specified
3. In-ground fixing: 15mm lower than specified

All fixing types use a bolt / stud that screws into the insert fitted into the leg, allowing height adjustment of up to 20mm. On sloping sites each leg can be adjusted independently so that top surfaces can be levelled.

Benches



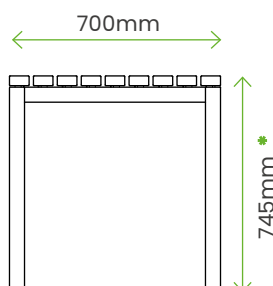
3 PERSON BENCH, 1800MM LONG

PPB6

4 PERSON BENCH, 2400MM LONG

PPB8

Tables



6 PERSON TABLE, 1800MM LONG

PPT6

8 PERSON TABLE, 2400MM LONG

PPT8

Boston Range.

Boston Range.

Popular coordinated seat and bench range

The Boston seating range was originally designed to utilise the seat and backrest framework from the original Zenith range, but end-mounted on seating standards rather than on post supports.

The range has since been modified and expanded to include seats and benches both with and without arms to form a fully coordinated family. Circular rails to the front and back edges of the seating platform of all products, and to the top and bottom of the backrest for the seat version, add rigidity and strength to the products whilst also protecting the timber slats from accidental knocks and general wear and tear.

The seat and benches are designed for 3 people as standard, although alternative sizes can be made to suit specific schemes. Steelwork is offered in a galvanised finish, but is also available in a supplementary polyester powder or plastic coated finish, and in various grades and finishes of stainless steel.



Plastic coating

A hardwearing plastic coated finish is available in the colours shown



RAL 9005
Black



RAL 5015
Blue



RAL 3020
Red



RAL 7001
Grey



RAL 6005
Green



RAL 8017
Brown



RAL 9016
White



RAL 1021
Yellow



Boston Range.

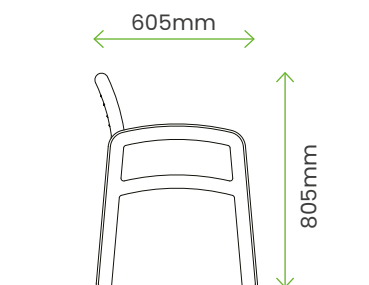
Galvanised steel standards and framework with iroko timber slats in smooth planed finish

Installation

Each foot on the seat / bench standards is pre-drilled with for an M12 ground fixing (not supplied) for bolting the bench down to a suitable foundation block.

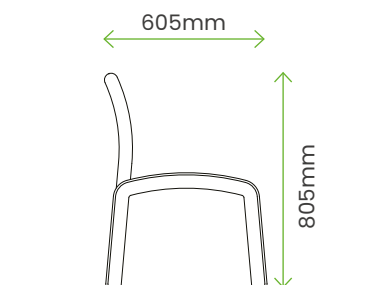
Options

- Steelwork in armrests, triple process coated (PPC) finish to any RAL colour reference
- Steelwork in stainless steel, various grades and finishes
- Timbers with UV protective finish
- Wood plastic composite (WPC) slats
- Anti-skate devices
- Alternative lengths



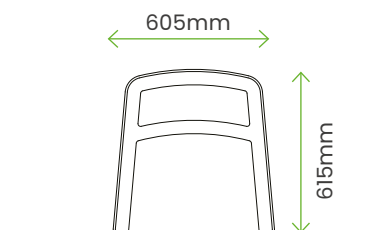
**SEAT WITH INTEGRAL END ARMRESTS
1945 MM LONG**

BOS6A



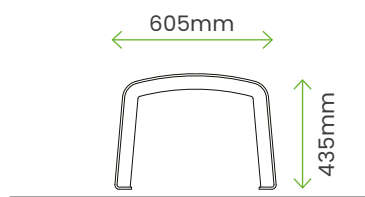
**SEAT (NO ARMRESTS),
1945 MM LONG**

BOS6



**BENCH WITH INTEGRAL END
ARMRESTS, 1945 MM LONG**

BOSB6A



**BENCH (NO ARMRESTS),
1945 MM LONG**

BOSB6

Hollo Range.

Hollo Range.

Versatile seating / low table surfaces

Hollo is a stylish new addition to Furnitubes' contemporary product range, comprising timber-topped surfaces mounted on heavy duty plate steel supports, available as standard in 3 plan sizes and 3 height options. Hollo products can be equally employed as benches and tables, with the low level plinth on all units useful as a shelf.

Hollo is an ideal choice where a range of seating configurations are required on a single scheme. The small cube unit is a single-seater, the long form accommodates 2 people and the large cube up to 4 sitters. When arranged in groups the units can also be used

as low tables. At 450mm high, the mid-height option is suitable for most seating applications. The lower 350mm high unit is recommended for sites frequented mostly by children, and can also be used as a low coffee table.

The 550mm high versions offer a slightly higher seating level which is preferred for elderly or less able-bodied people. Using different height options in the same scheme also creates more visual interest.



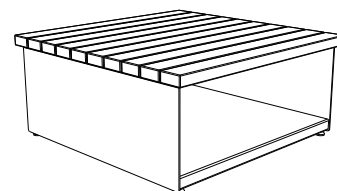
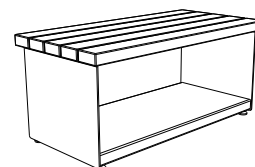
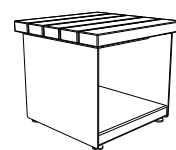
Standard sizes

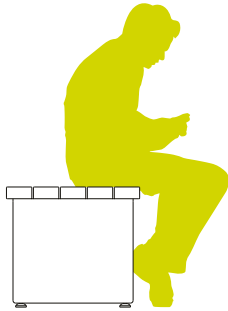
Plan dimensions:

- 500mm x 500mm
- 1000mm x 500mm
- 1000mm x 1000mm

Heights:


- 450mm (standard)
- 350mm (low)
- 550mm (high)





450 high

450mm is the optimum seating height for most adults, but a little too high for children and slightly low for the less able-bodied and most elderly people.



350 high

A 350mm high surface is more suited for children to sit on, though may still be too high for infants. The same height is also suitable for use as a low coffee table.



550 high


Elderly and less able-bodied people can struggle to lower themselves onto and off standard 450mm high seats, whereas 550mm high is generally more manageable.

Example layouts

With all standard units based on a 500 x 500mm grid, many different layout configurations are possible. Here, Hollo products are shown arranged in small clusters around a central unit which acts as a table.



5 x HLL55/45 Hollo Small Cubes



1 x HLL1010/45 Hollo Large Cube
4 x HLL105/45 Hollo Long Form

Freestanding / movable products:

All units are fitted with 4 screw-in adjustable feet as standard. 350mm and 450mm high products can be left freestanding, assuming the site is sufficiently secure for theft not to be an issue. For 550mm high products we recommend that they are fixed down as they are less stable and may tip due to their increased height.

Products weights:

Small cubes:

HLL 55/35: 28kg

HLL 55/45: 32kg

HLL 55/55: 35kg

Long Forms:

HLL 105/35: 43kg

HLL 105/45: 47kg

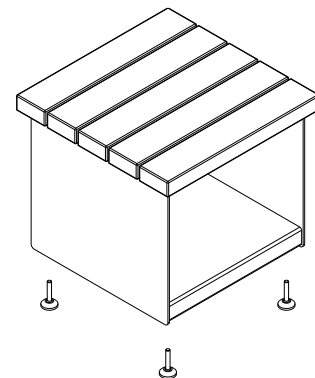
HLL 105/55: 50kg

Large cubes:

HLL 1010/35: 82kg

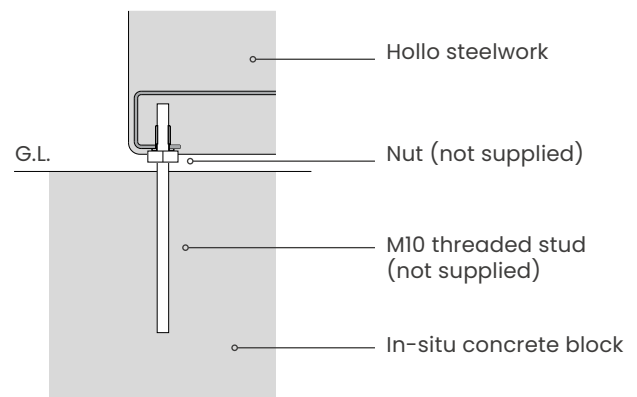
HLL 1010/45: 90kg

HLL 1010/55: 97kg



Fixed products:

For fixing products to the ground remove the 4 pre-fitted feet by winding them out of their sockets and replace each with an M10 stud (recommended minimum 150mm long) to suit the planned foundation depth. By adding a nut to the stud beneath the underside of the product will allow height adjustment.



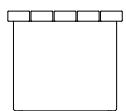
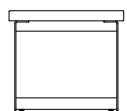
Hollo Range.

Steelwork galvanised & polyester powder coated to any RAL colour reference, iroko timber slats in smooth planed finish

Options

- Steelwork in galvanised finish only
- Timbers with UV protective finish

Hollo Bench/ Table Small cube form



350/450/550mm

**500MM WIDE X 500MM DEEP
X 350MM HIGH**

HLL55/35


**500MM WIDE X 500MM DEEP
X 450MM HIGH**

HLL55/45

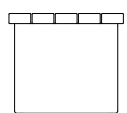

**500MM WIDE X 500MM DEEP
X 550MM HIGH**

HLL55/55

Hollo Bench/ Table Long form



500mm



350/450/550mm

**1000MM WIDE X 500MM DEEP
X 350MM HIGH**

HLL105/35


**1000MM WIDE X 500MM DEEP
X 450MM HIGH**

HLL105/45

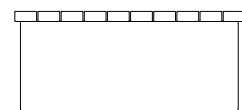

**1000MM WIDE X 500MM DEEP
X 550MM HIGH**

HLL105/55

Hollo Bench/ Table Large cube form



1000mm



350/450/550mm

**1000MM WIDE X 1000MM DEEP
X 350MM HIGH**

HLL1010/35

**1000MM WIDE X 1000MM DEEP
X 450MM HIGH**

HLL1010/45

**1000MM WIDE X 1000MM DEEP
X 550MM HIGH**

HLL1010/55

Axl Range.

Axl Range.

Circular bench + optional integral planter

These unique circular benches were first developed by Furnitubes' in-house designers for the High Street improvement scheme in Lincoln city centre. The city council required seating with a significant visual presence to be used as part of traffic-calming measures as well as providing useful short term seating for shoppers.

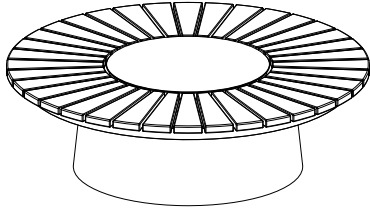
Manufactured in two sizes - to suit the available space and for visual variation - the steelwork was supplied in a hardwearing corten effect nylon coating, with the iroko hardwood slats in a finish coat to maintain good long term colouration.

Following positive feedback received from the Lincoln installation, a complete new range - named Axl - has since been developed to offer seating in three different sizes, in four different forms (full, half and three quarter circles and a quadrant) and with the central pedestal available as a planter on larger full circle versions. Standard specification is a polyester powder coated finish over anti-corrosion zinc thermal sprayed steelwork and smooth planed iroko timber slats, though the unusual combination used at Lincoln and other scheme-specific finish requirements can be supplied on request.



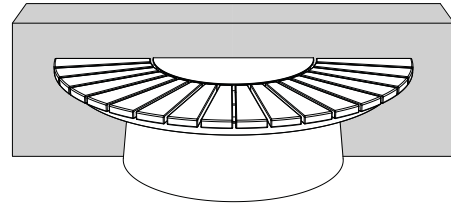
Full circle bench

For open spaces where seating can be accessed from all sides



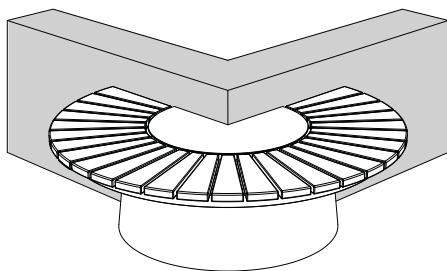
1/2 circle bench

For placement against straight walls



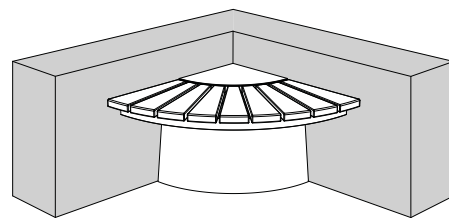
3/4 circle bench

Wraps around external 90° corner walls




1/4 circle bench

Fits between internal 90° corner walls



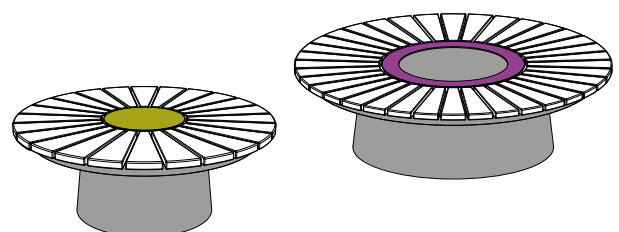
Full circle planter bench

Open centre allows central pedestal to be used as a planter



Colourway options

Bolt-on top plate / ring allows contrasting colours to the pedestal



Axl Range.

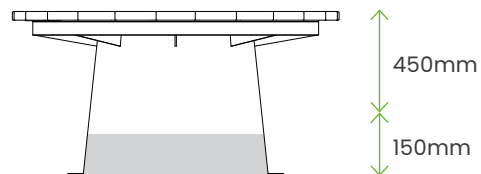
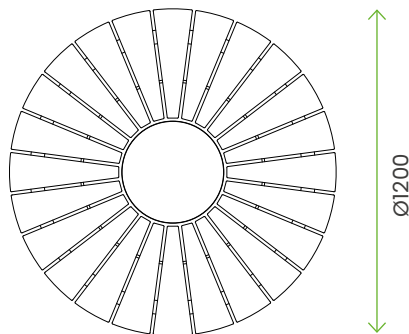
Full / part circular benches with steel base, triple processed and polyester powder coated to any RAL colour ref, iroko timber slats in smooth planed finish

Options

- Armrests, triple process coated (PPC) finish
- Steelwork in nylon coating
- Timbers with UV protective finish

Axl 120

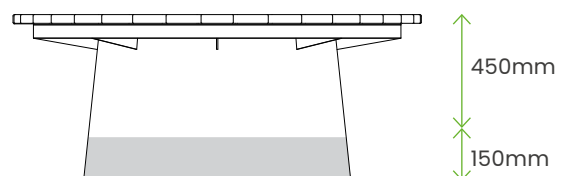
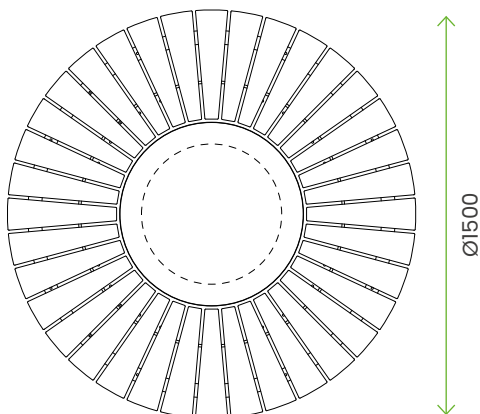
Full circle Ø1200mm (R600mm)



- | | |
|---|----------|
| 3/4 CIRCLE R600MM (Ø1200MM) | AXL12034 |
| 1/2 CIRCLE R600MM (1200 X 600MM) | AXL12012 |
| 1/4 CIRCLE R600MM (600 X 600MM) | AXL12014 |

Axl 150

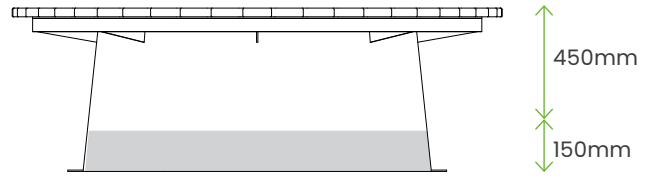
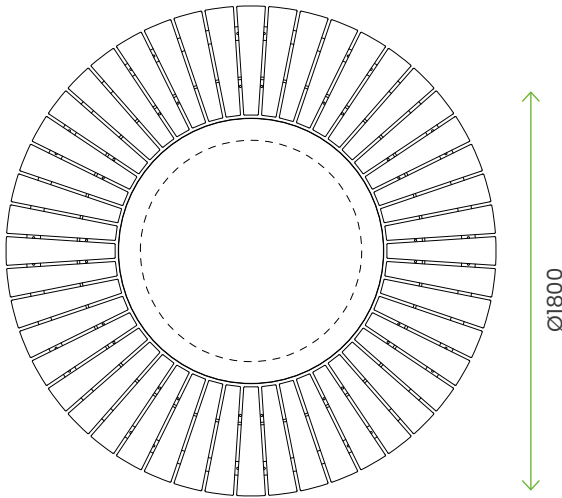
Full circle Ø1500mm (R750mm)



- | | |
|---|----------|
| FULL CIRCLE Ø1500MM (R750MM)
WITH OPEN TOP FOR INTERNAL
PLANTING | AXL150PL |
| 3/4 CIRCLE R750MM (Ø1500MM) | AXL15034 |
| 1/2 CIRCLE R750MM (1500 X 750MM) | AXL15012 |
| 1/4 CIRCLE R750MM (750 X 750MM) | AXL15014 |

Axl 180

Full circle Ø1800mm (R900mm)



**FULL CIRCLE Ø1800MM (R900MM)
WITH OPEN TOP FOR INTERNAL
PLANTING**

AXL180PL

3/4 CIRCLE R900MM (Ø1800MM)

AXL18034

1/2 CIRCLE R900MM (1800 X 900MM)

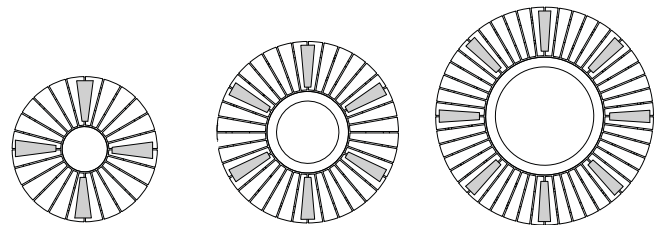
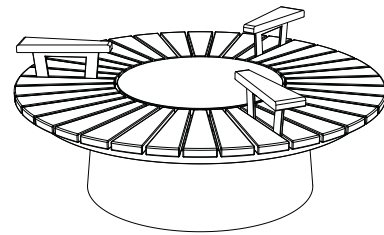
AXL18012

1/4 CIRCLE R900MM (900 X 900MM)

AXL18014

Armrests

All benches are available with armrests which comprise a tapered timber pad discretely fixed to a supporting steel fabrication, which itself is welded to the bench sub-frame. Illustrated below are the positions that armrests can be placed to maintain appropriate-sized gaps between for an average sitter. It is not necessary to have all the armrests as shown, for example on the Ø1500mm bench 3 equally spaced armrests would give 3 seating segments, each accommodating 2 people.



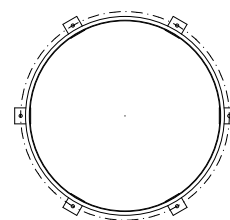
Ø1200mm
4 arms maximum

Ø1500mm
6 arms maximum

Ø1800mm
8 arms maximum

Installation

Given the width of the pedestal it is unlikely that paving will be sufficiently flat to allow for an above-ground bolt-down installation that achieves a level seating surface. Benches are therefore designed to be bolted down to a below-ground foundation, via tabs welded to the pedestal, pre-drilled for M12 ground fixings (not supplied).



Note:
planter pedestals are open-based as standard to allow through-drainage.

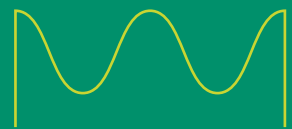

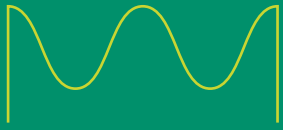

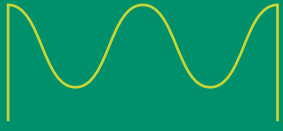
Why Furnitubes.

- **Made in the UK**
our factory is based in Kent, so expect faster leadtimes and no supply chain delays
- **Easy to maintain + low labour costs**
we make sure that fixing points are easily accessible so slats and brackets can be changed easily when damaged
- **Modular solutions**
our ranges are modular and customisable, seating and planters can be easily combined, be creative without blowing the budget
- **Our approach**
we take a considered approach to design, it's not just about the end product. We take everything in the process into consideration, we are collaborative and we are committed to producing products that improve our environment & keep people safe.



Our Process.

- **Get in touch** – it's as simple as that, give us a call or drop us an email, we're happy to help whatever the medium!
- **Collaborate** – Depending on your needs, you might not actually need us at this stage, that's the beauty of our modular ranges – they're designed with you in mind, so you can specify with ease. Nevertheless, we are here for you if you do – our design team are always on hand to discuss the nitty gritty of your project.
- **Specification** – This is where our team of experts take the wheel and help you with sketches, CADs and more to help you specify our products as easily as possible.
- **Production + delivery** – all of our products are designed and manufactured in the UK allowing us to give you shorter lead times. With a dedicated project manager keeping you in the loop, you can trust everything is in hand.






Furnitubes



Furnitubes



Furnitubes International UK



furnitubes
shaping outdoor spaces

T: +44 (0)20 8378 3200
E: sales@furnitubes.com
www.furnitubes.com