



© TRÜCKLAND



Safety through quality Glass Railings

Handrail systems · Point fixings · Clamp fixings · Handrails

GLASS RAILING SYSTEMS

Glass fixing with revolutionary technology	6
Floor Profile U for top mounting	8
Floor Profile F for top mounting	14
Side Profile U for projecting installation	20
Side Profile Y for projecting installation	26
Accessories	31
Drainage	33
Floor connection and structural connection profiles	34
Comprehensively certified	36
Easy disassembly	38
Our service to you	39



SINGLE POINT FIXINGS

Adjustable point fixings	40
Rigid point fixings	42



CLAMP FIXINGS

Clamp fixings	43
---------------	----



FRENCH BALCONY

Lyon

55



HANDRAILS

Square handrails
Round handrails

60
62



HANDLING

Handling

64



About Bohle

70

ONE SYSTEM. COUNTLESS POSSIBILITIES.

Thanks to its four profile variants, the tested and versatile VetroMount® glass balustrade system is suitable for a great variety of installation settings. The General Building Inspection Test Certificate (AbP) underlines the high-quality standards. The system is based on an intelligent fastening mechanism with patented glass bearers. They enable the continuous adjustment of glass panes, which can subsequently be fixed in the profile, granting 100% safety. The installation is quick and cost-effective.

Tested system with structural analysis

- On concrete and steel
- For parapet walls from 400 mm
- For enamelled glass (Floor and Side Profile U)

Approval

- Private (0.5 kN)
- Public (1.0 kN)

Glass thicknesses:

- 12.76 mm & 13.52 mm
- 16.76 mm & 17.52 mm
- 20.76 mm & 21.52 mm

Glass dimensions

- Min. width: 300 mm
- Max. height: 1300 mm

Flexibility

- With and without cover profiles
- Floor connection and structural connection profiles
- LED illumination can be integrated optionally

Glass fixing

- In record time thanks to patented glass bearers

Glass alignment

- Continuous adjustability by up to ± 20 mm

Material

- Aluminium with protective 25 μ m anodised layer





reddot winner 2020
innovative product





GLASS FIXING EQUIPPED WITH REVOLUTIONARY TECHNOLOGY

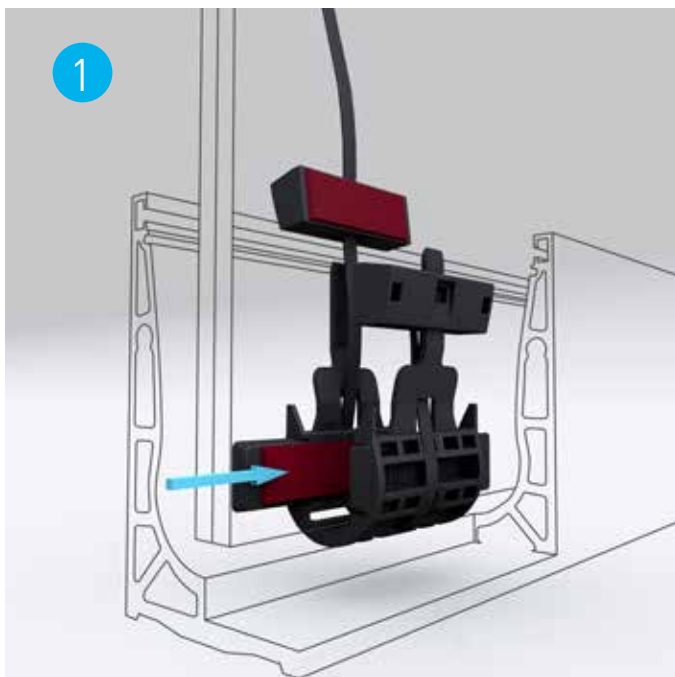
Nothing is simpler: With VetroMount®, no single parts need to be assembled for the safety mechanism. The completely pre-assembled glass bearer units are simply inserted into the profile and the glass is put in subsequently.

Fast. Simple. Safe.

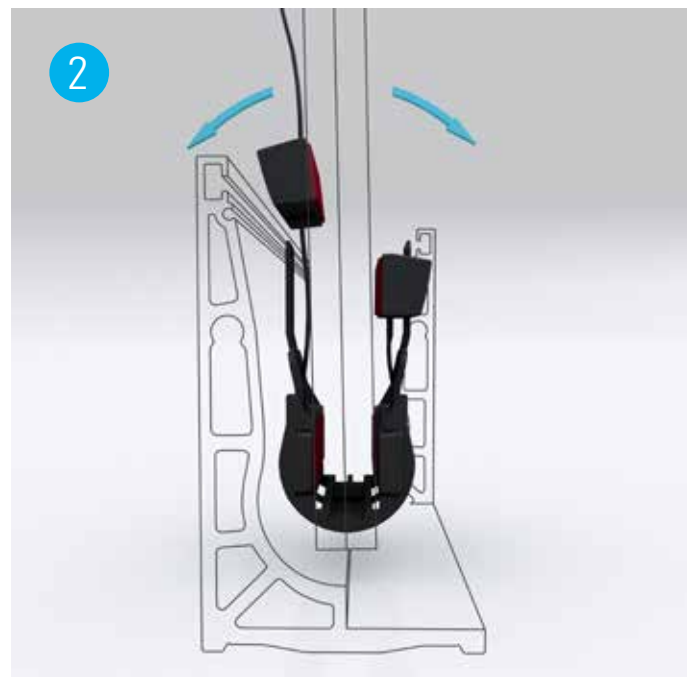
- Save time thanks to pre-drilled profiles and only a few fixing points.
- Patented glass fixing in three quick steps
- Continuous adjustment of glass panes
- Installation from the inside (opposite the fall side)
- Quick disassembly of the whole pane with a standard screwdriver (see page 38)

VetroMount® can be mounted with a few simple steps. While the floor profiles usually only need a simple concrete screw every 400 mm for fastening, the glass is fixed based on the well-known cable-tie principle.

Safely anchor the glass pane in 3 steps – thanks to the intelligent cable-tie principle.



To **fix the glass pane**, simply push the lower clamping wedge to one side. The easiest way to do this is by using the mounting aid on page 31.



The **glass inclination** can be adjusted manually without the need for any tools (± 20 mm for a glass height of 1 m). The glass bearers move continuous and simultaneously inside the profile.



When it comes to anchoring the glass, simply engage the pull strap while the upper tensioning wedge safely locks into place – as ingenious as the cable-tie principle.



Fast. Simple. Safe.
The patented safety mechanism
from VetroMount®
Watch installation video!



Product Highlights

- Tested fastening mechanism on concrete and steel
- Tested for parapet walls
- Tested for enamelled glass
- Screw usually required only every 400 mm
- Installation with and without cover profile
- Floor connection and structural connection profiles available
- Glass heights up to 1300 mm
- Glass width from 300 mm possible
- Optional drainage with the aid of intermediate connectors
- Aluminium with protective anodised layer
- LED illumination can be integrated optionally





reddot winner 2020
innovative product



FLOOR PROFILE U FOR TOP MOUNTING

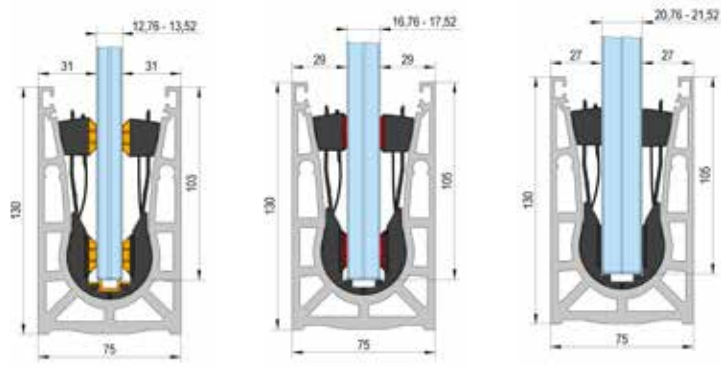
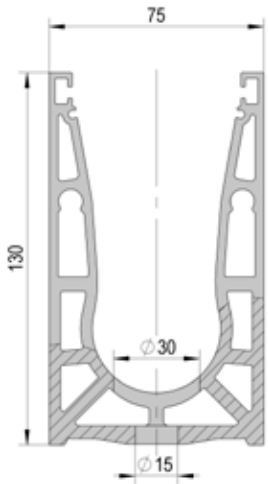
The Floor Profile U for top mounting is made of extruded aluminium, stands out due to its high-quality appearance, and is tested for both steel and concrete. We recommend intermediate connectors for fast drainage – the connectors are fixed in between the floor profiles with a simple plug connection.

Now rated to 1.5kN for
British Standard 6180:2011



For further explanations, see page 67.

VetroMount® Floor Profile U



LENGTH	FINISH	DRILL HOLES	ART. NO.	SALES UNIT
2500 mm	Aluminium colour anodised E6/C0	13	BO 5403008	1 x
5000 mm	Aluminium colour anodised E6/C0	25	BO 5403010	1 x

VetroMount® Mounting Set (glass bearers/rubber seals)



Glass bearers
13 x (2500 mm)
26 x (5000 mm)
+
2 x rubber seals

- For the version **without** cover profile
- Only 4 glass bearers per metre
- For UK 1.5kN use 5 21.52mm bearers per metre



PROFILE	12.76 mm	13.52 mm	15 mm	16.76 mm	17.52 mm	19 mm	20.76 mm	21.52 mm
L = 2500 mm	BO 5403084	BO 5403086	BO 5403088	BO 5403090	BO 5403092	BO 5403094	BO 5403096	BO 5403098
L = 5000 mm	BO 5403085	BO 5403087	BO 5403089	BO 5403091	BO 5403093	BO 5403095	BO 5403097	BO 5403099

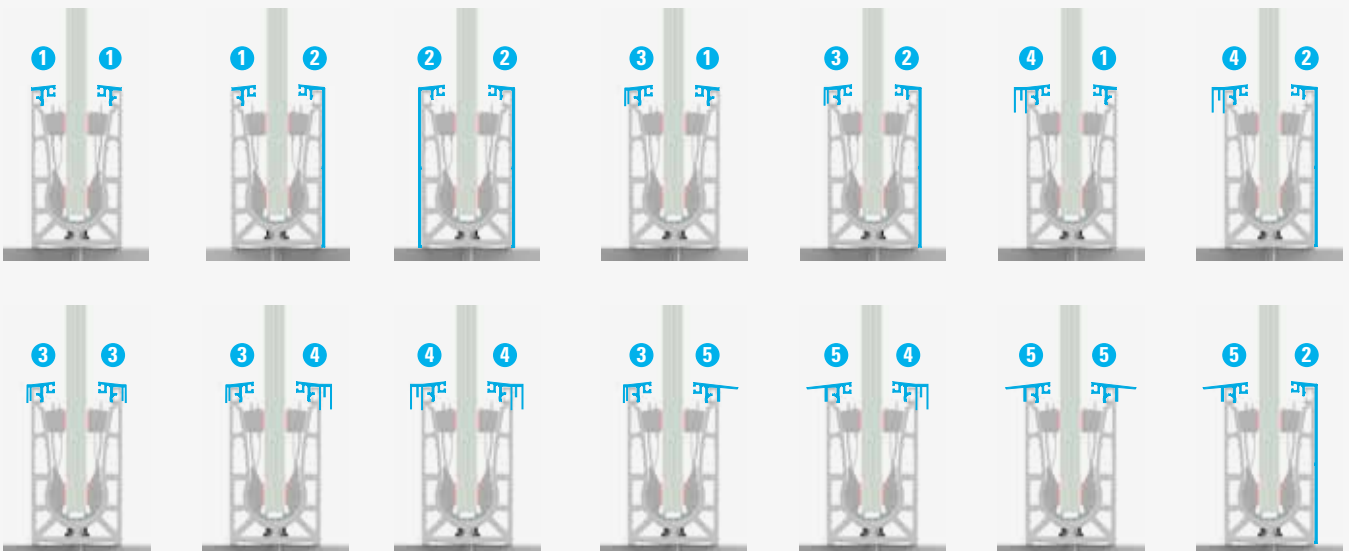
- For the version **with** cover profile
- Narrow rubber profile
- Only 4 glass bearers per metre
- For UK 1.5kN use 5 21.52mm bearers per metre



PROFILE	12.76 mm	13.52 mm	15 mm	16.76 mm	17.52 mm	19 mm	20.76 mm	21.52 mm
L = 2500 mm	BO 5403068	BO 5403070	BO 5403072	BO 5403074	BO 5403076	BO 5403078	BO 5403080	BO 5403082
L = 5000 mm	BO 5403069	BO 5403071	BO 5403073	BO 5403075	BO 5403077	BO 5403079	BO 5403081	BO 5403083



Possible combinations for cover profiles / structural connection profile / floor connection profile



VetroMount® Cover Profile, top

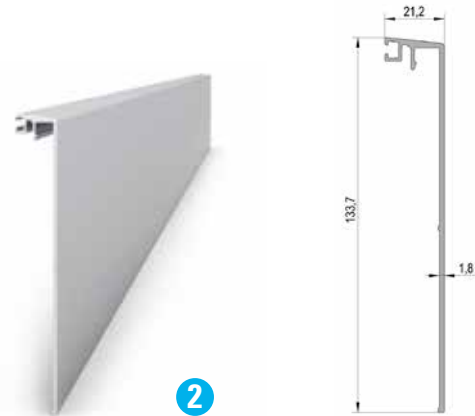


- Simple slide-on installation
- The rubber sealing profile is simple to mount
- Powder-coating possible
- Material: aluminium



LENGTH	FINISH	ART. NO.	SALES UNIT
2500 mm	Aluminium colour anodised E6/C0	BO 5403016	1x
5000 mm	Aluminium colour anodised E6/C0	BO 5403018	1x
2500 mm	Stainless steel look anodised E4/C31	BO 5403017	1x
5000 mm	Stainless steel look anodised E4/C31	BO 5403019	1x

VetroMount® Cover Profile, side



- Simple slide-on installation
- The rubber sealing profile is simple to mount
- Powder-coating possible
- Material: aluminium



LENGTH	FINISH	ART. NO.	SALES UNIT
2500 mm	Aluminium colour anodised E6/C0	BO 5403012	1x
5000 mm	Aluminium colour anodised E6/C0	BO 5403014	1x
2500 mm	Stainless steel look anodised E4/C31	BO 5403013	1x
5000 mm	Stainless steel look anodised E4/C31	BO 5403015	1x

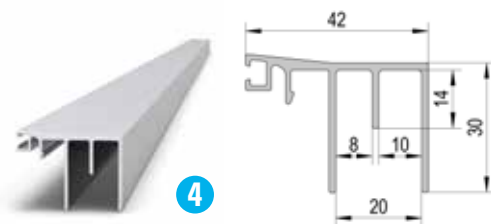
VetroMount® Structural Connection Profile



- Opening width 3 mm (e. g. for steel sheet)
- Simple slide-on installation
- The rubber sealing profile is simple to mount
- Powder-coating possible
- Material: Aluminium



LENGTH	FINISH	ART. NO.	SALES UNIT
2500 mm	Aluminium colour anodised E6/C0	BO 5403036	1 x
5000 mm	Aluminium colour anodised E6/C0	BO 5403136	1x

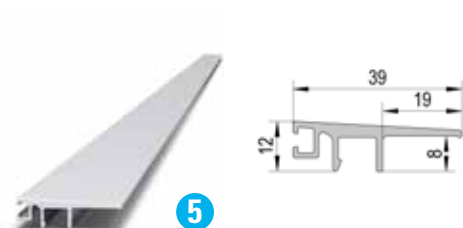


- Opening width 8, 10, 20 mm (e. g. for glass or wood panels)
- Simple slide-on installation
- The rubber sealing profile is simple to mount
- Powder-coating possible
- Material: aluminium



LENGTH	FINISH	ART. NO.	SALES UNIT
2500 mm	Aluminium colour anodised E6/C0	BO 5403037	1 x
5000 mm	Aluminium colour anodised E6/C0	BO 5403137	1x

VetroMount® Floor Connection Profile



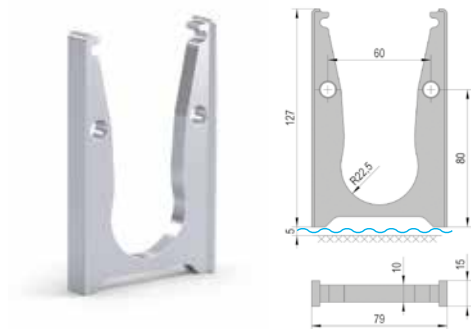
- For bridging the gap between basic profile and floor
- Simple slide-on installation
- The rubber sealing profile is simple to mount
- Powder-coating possible
- Material: aluminium



LENGTH	FINISH	ART. NO.	SALES UNIT
2500 mm	Aluminium colour anodised E6/C0	BO 5403038	1 x
5000 mm	Aluminium colour anodised E6/C0	BO 5403138	1x

For further information on structural and/or floor connection profiles, please see page 34.

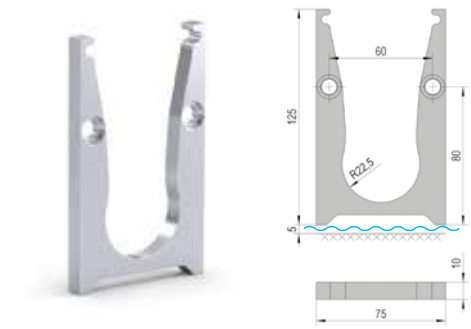
VetroMount® Intermediate Connector for Drainage Purposes



- **Overlapping** - for use **without** cover profiles
- The number and the position of intermediate connectors must be planned on site.
- For Floor Profile U for top mounting only
- Material: aluminium



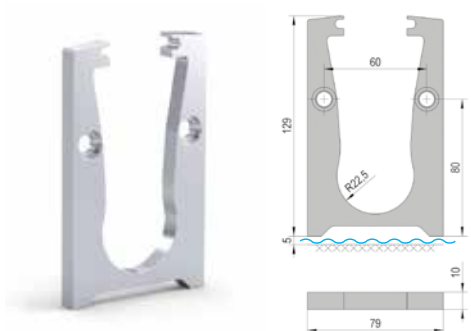
FINISH	ART. NO.	SALES UNIT
Aluminium colour anodised E6/C0	BO 5403020	1x



- **Flush** - for use **without** cover profiles
- The number and the position of intermediate connectors must be planned on site.
- For Floor Profile U for top mounting only
- Material: aluminium



FINISH	ART. NO.	SALES UNIT
Aluminium colour anodised E6/C0	BO 5403021	1x




- **Flush** - for use **with** cover profiles
- The number and the position of intermediate connectors must be planned on site.
- For Floor Profile U for top mounting only
- Material: aluminium

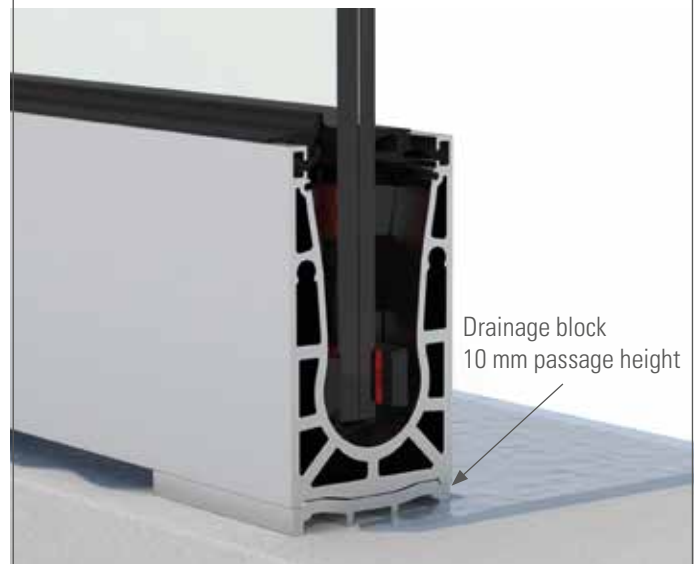


FINISH	ART. NO.	SALES UNIT
Aluminium colour anodised E6/C0	BO 5403022	1x
Stainless steel look anodised E4/C31	BO 5403023	1x

The use of intermediate connectors enables excess water to quickly run off. The intermediate connectors are simply placed in between the Floor Profiles U and thus allow for the water to run off. See also page 33.



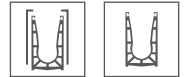
The drainage blocks (page 13), which are placed under the floor profile U, allow excellent drainage of the inner railing surface.



VetroMount® Connecting Pins for Basic Profile and Intermediate Connector for Drainage Purposes



- Complies with DIN 1481
- Diameter: 8 mm



LENGTH	ART. NO.	SALES UNIT
50 mm	BO 5403113	2x

VetroMount® End Caps for Floor Profile



- For use **without** cover profiles
- Mounting bolts included in set
- Simple attaching and removal of end caps
- Material: aluminium



FINISH	ART. NO.	SALES UNIT
Aluminium colour anodised E6/C0	BO 5403109	1x

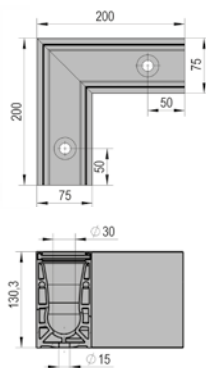


- For use **with** cover profiles
- Mounting bolts included in set
- Simple attaching and removal of end caps
- Material: aluminium



FINISH	ART. NO.	SALES UNIT
Aluminium colour anodised E6/C0	BO 5403111	1x
Stainless steel look anodised E4/C31	BO 5403110	1x

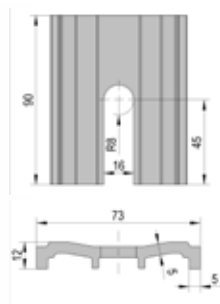
VetroMount Corner for Floor Profile U



- 90° corner profile

FINISH	ART. NO.	SALES UNIT
Aluminium colour anodised E6/C0	BO 5403180	1x

VetroMount Drainage Block for Floor Profile U



- For drainage of the inner railing surface
- Raises the basic profile by 10 mm
- Material: aluminium
- Packaging unit with 13 pieces suitable for 2.5 m basic profile

FINISH	ART. NO.	SALES UNIT
Aluminium colour anodised E6/C0	BO 5403117	13x



Product Highlights

- Tested fastening mechanism on concrete and steel
- Tested for parapet walls
- For a flush finish of the edge
- Screw usually required only every 400 mm
- Installation with and without cover profile
- Floor connection and structural connection profiles available
- Glass heights up to 1300 mm
- Glass width from 300 mm possible
- Aluminium with protective anodised layer
- LED illumination can be integrated optionally

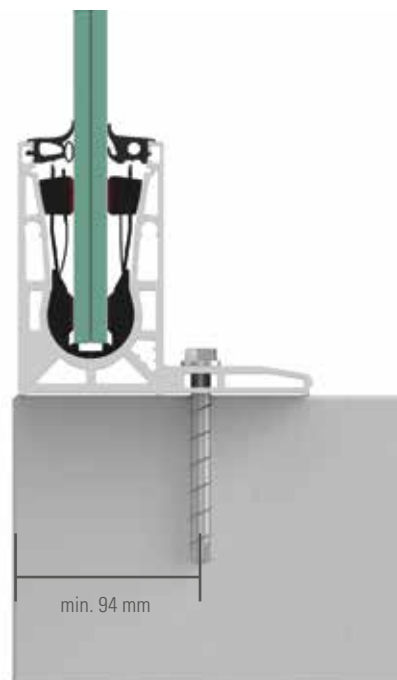


reddot winner 2020
innovative product



FLOOR PROFILE F FOR TOP MOUNTING

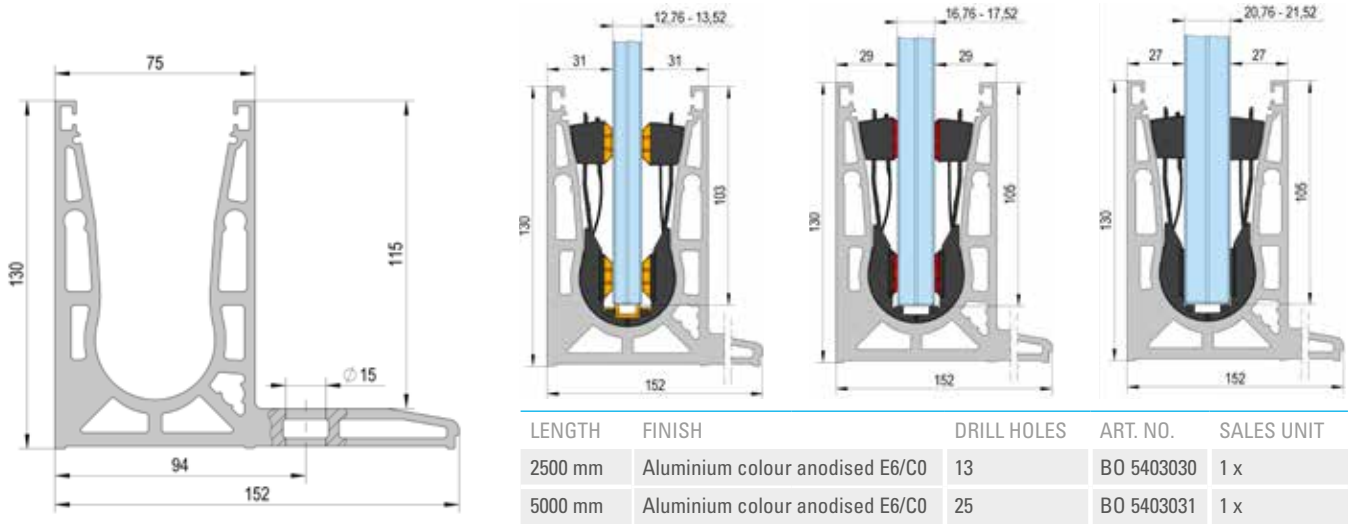
The Floor Profile F for top mounting is ideally suited for creating a flush finish on the construction edge. For achieving a flush floor edge, we recommend applying a floor screed



AbP geprüftes System	BS 6180 proofed system	CTE Código Técnico de la Edificación	Statisch berechnet gemäss DIN 18008	NTC UNI 11678-2017	NEN-EN 1991-1-1	ÖNORM B 3716-3	SANS 10160-2 + 10137	AVIS Technique 2.1/19-1802

For further explanations, see page 67.

VetroMount® Floor Profile F



VetroMount® Mounting Set (glass bearers/rubber seals)



Glass bearers
13 x (2500 mm)
26 x (5000 mm)
+
2 x rubber seals

- For the version **without** cover profile
- Only 4 glass bearers per metre



PROFILE	12.76 mm	13.52 mm	15 mm	16.76 mm	17.52 mm	19 mm	20.76 mm	21.52 mm
L = 2500 mm	BO 5403084	BO 5403086	BO 5403088	BO 5403090	BO 5403092	BO 5403094	BO 5403096	BO 5403098
L = 5000 mm	BO 5403085	BO 5403087	BO 5403089	BO 5403091	BO 5403093	BO 5403095	BO 5403097	BO 5403099



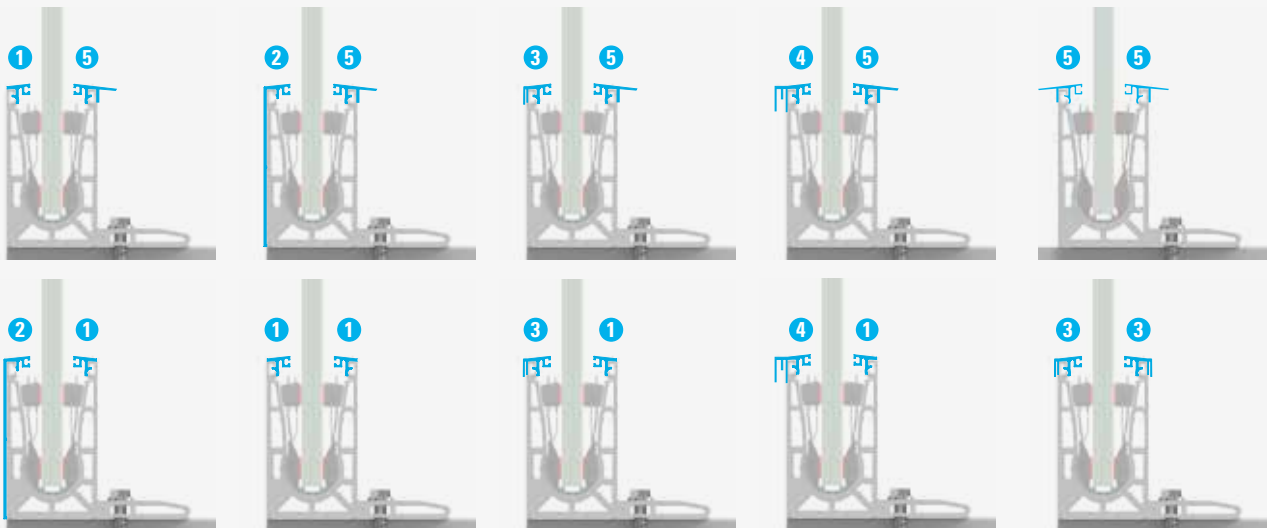
- For the version **with** cover profile
- Narrow rubber profile
- Only 4 glass bearers per metre



PROFILE	12.76 mm	13.52 mm	15 mm	16.76 mm	17.52 mm	19 mm	20.76 mm	21.52 mm
L = 2500 mm	BO 5403068	BO 5403070	BO 5403072	BO 5403074	BO 5403076	BO 5403078	BO 5403080	BO 5403082
L = 5000 mm	BO 5403069	BO 5403071	BO 5403073	BO 5403075	BO 5403077	BO 5403079	BO 5403081	BO 5403083



Possible combinations for cover profiles / structural connection profile / floor connection profile



VetroMount® Cover Profile, top

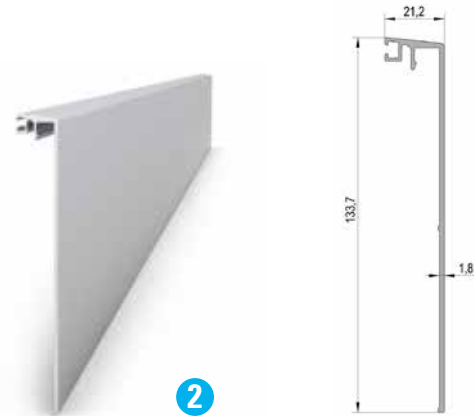


- Simple slide-on installation
- The rubber sealing profile is simple to mount
- Powder-coating possible
- Material: aluminium



LENGTH	FINISH	ART. NO.	SALES UNIT
2500 mm	Aluminium colour anodised E6/C0	BO 5403016	1x
5000 mm	Aluminium colour anodised E6/C0	BO 5403018	1x
2500 mm	Stainless steel look anodised E4/C31	BO 5403017	1x
5000 mm	Stainless steel look anodised E4/C31	BO 5403019	1x

VetroMount® Cover Profile, side



- Simple slide-on installation
- The rubber sealing profile is simple to mount
- Powder-coating possible
- Material: aluminium



LENGTH	FINISH	ART. NO.	SALES UNIT
2500 mm	Aluminium colour anodised E6/C0	BO 5403012	1x
5000 mm	Aluminium colour anodised E6/C0	BO 5403014	1x
2500 mm	Stainless steel look anodised E4/C31	BO 5403013	1x
5000 mm	Stainless steel look anodised E4/C31	BO 5403015	1x

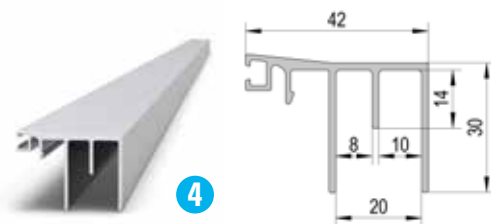
VetroMount® Structural Connection Profile



- Opening width 3 mm (e. g. for steel sheet)
- Simple slide-on installation
- The rubber sealing profile is simple to mount
- Powder-coating possible
- Material: Aluminium



LENGTH	FINISH	ART. NO.	SALES UNIT
2500 mm	Aluminium colour anodised E6/C0	BO 5403036	1 x
5000 mm	Aluminium colour anodised E6/C0	BO 5403136	1x

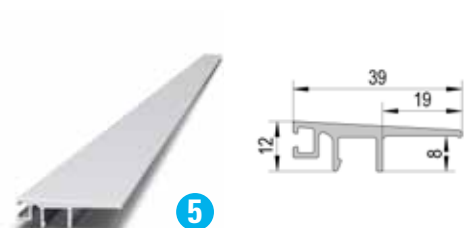


- Opening width 8, 10, 20 mm (e. g. for glass or wood panels)
- Simple slide-on installation
- The rubber sealing profile is simple to mount
- Powder-coating possible
- Material: aluminium



LENGTH	FINISH	ART. NO.	SALES UNIT
2500 mm	Aluminium colour anodised E6/C0	BO 5403037	1 x
5000 mm	Aluminium colour anodised E6/C0	BO 5403137	1x

VetroMount® Floor Connection Profile



- For bridging the gap between basic profile and floor
- Simple slide-on installation
- The rubber sealing profile is simple to mount
- Powder-coating possible
- Material: aluminium




LENGTH	FINISH	ART. NO.	SALES UNIT
2500 mm	Aluminium colour anodised E6/C0	BO 5403038	1 x
5000 mm	Aluminium colour anodised E6/C0	BO 5403138	1x

For further information on structural and/or floor connection profiles, please see page 34.

VetroMount® End Cap for Floor Profile F



Fig.: left end cap



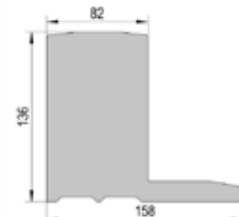
- For use **without** cover profiles
- Mounting bolts included in set
- Simple attaching and removal of end caps
- Material: aluminium



FINISH	SIDE	ART. NO.	SALES UNIT
Aluminium colour anodised E6/C0	Left	BO 5403039	1x
Aluminium colour anodised E6/C0	Right	BO 5403040	1x



Fig.: left end cap

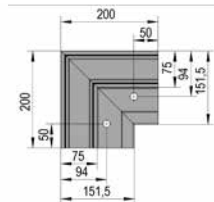


- For use **with** cover profiles
- Mounting bolts included in set
- Simple attaching and removal of end caps
- Material: aluminium



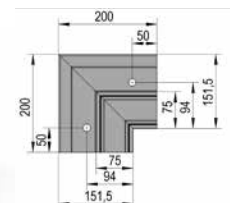
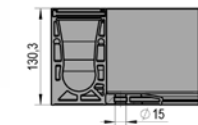
FINISH	SIDE	ART. NO.	SALES UNIT
Aluminium colour anodised E6/C0	Left	BO 5403041	1x
Aluminium colour anodised E6/C0	Right	BO 5403042	1x
Stainless steel look anodised E4/C31	Left	BO 5403043	1x
Stainless steel look anodised E4/C31	Right	BO 5403044	1x

VetroMount Corners for Floor Profile F



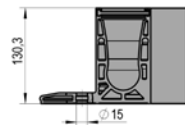
- 90° inside corner

FINISH	ART. NO.	SALES UNIT
Aluminium colour anodised E6/C0	BO 5403183	1x



- 90° outside corner

FINISH	ART. NO.	SALES UNIT
Aluminium colour anodised E6/C0	BO 5403184	1x

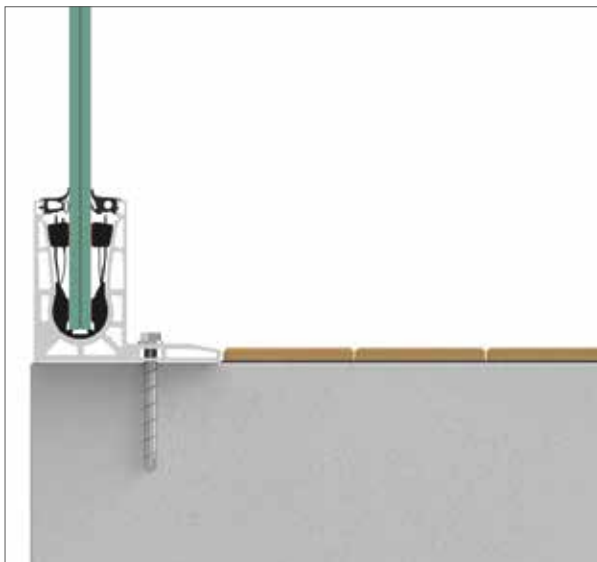


The end caps are conveniently attached with the aid of pins supplied with the set and offer a firm hold. No screwing or bonding required for fastening the end cap. Thanks to the plug-in system, the end caps can be loosened as quickly as they can be fastened.

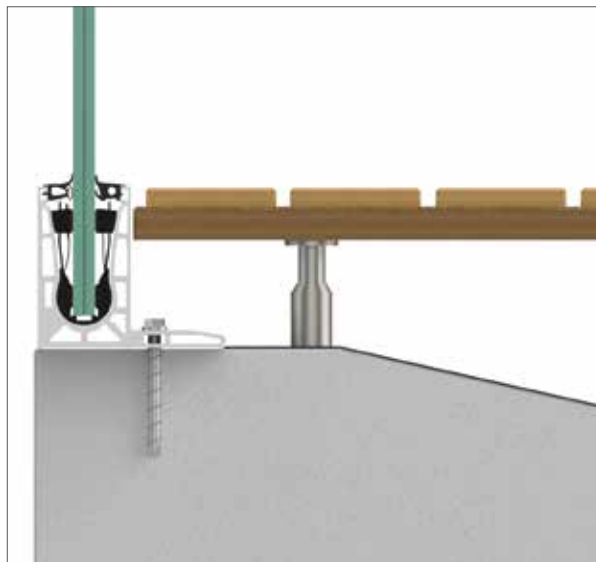


MORE FLEXIBILITY WITH THE FLOOR PROFILE F


The Floor Profile F offers versatile installation options. The General Building Inspection Test Certificate for VetroMount® confirms its one hundred percent safety. We are happy to assist you with customised solutions. Please get in touch with us!



The Floor Profile F has a flush finish both to the construction edge and the floor on the right side.



Using the profile on a gradient. The floor is raised at the height of the profile.



The profile is installed onto masonry and provides a classy parapet wall solution.



The cast screed floor enables a flush finish of the top profile with the floor.



Product Highlights

- Tested fastening mechanism on concrete and steel
- Tested for parapet walls
- Tested for enamelled glass
- Installation with and without cover profile
- Floor connection and building connection profiles available
- Screw required every 200 mm
- Glass heights up to 1300 mm
- Glass width from 300 mm possible
- Aluminium with protective anodised layer
- LED illumination can be integrated optionally


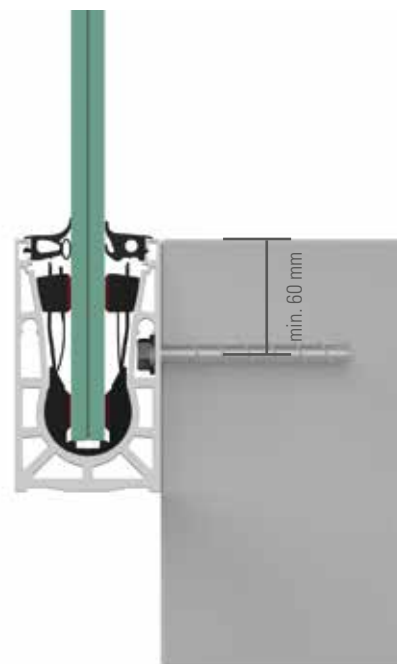


reddot winner 2020
innovative product



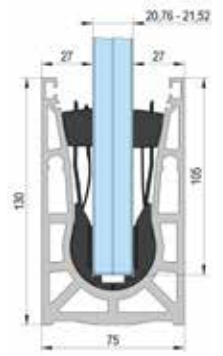
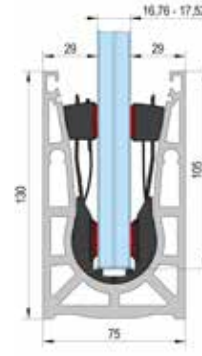
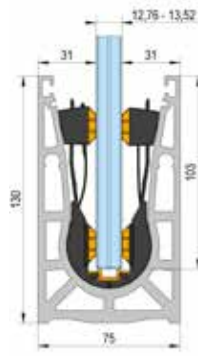
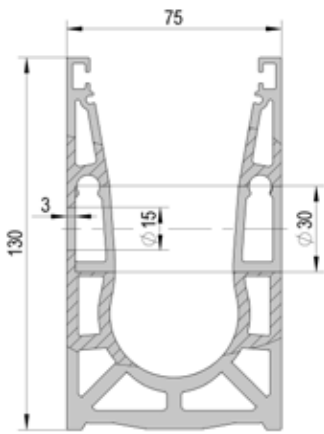
SIDE PROFILE U FOR PROJECTING INSTALLATION

The Side Profile U is especially suited for staircases. It has pre-drilled holes on the side, every 200 mm, saving valuable installation time. The drill holes can be concealed with the aid of a cover profile.



For further explanations, see page 67.

VetroMount® Side Profile U



LENGTH	FINISH	DRILL HOLES	ART. NO.	SALES UNIT
2500 mm	Aluminium colour anodised E6/C0	13	BO 5403009	1 x
5000 mm	Aluminium colour anodised E6/C0	25	BO 5403011	1 x

VetroMount® Mounting Set (glass bearers/rubber seals)



Glass bearers
13 x (2500 mm)
26 x (5000 mm)
+
2 x rubber seals

- For the version **without** cover profile
- Only 4 glass bearers per metre



PROFILE	12.76 mm	13.52 mm	15 mm	16.76 mm	17.52 mm	19 mm	20.76 mm	21.52 mm
L = 2500 mm	BO 5403084	BO 5403086	BO 5403088	BO 5403090	BO 5403092	BO 5403094	BO 5403096	BO 5403098
L = 5000 mm	BO 5403085	BO 5403087	BO 5403089	BO 5403091	BO 5403093	BO 5403095	BO 5403097	BO 5403099

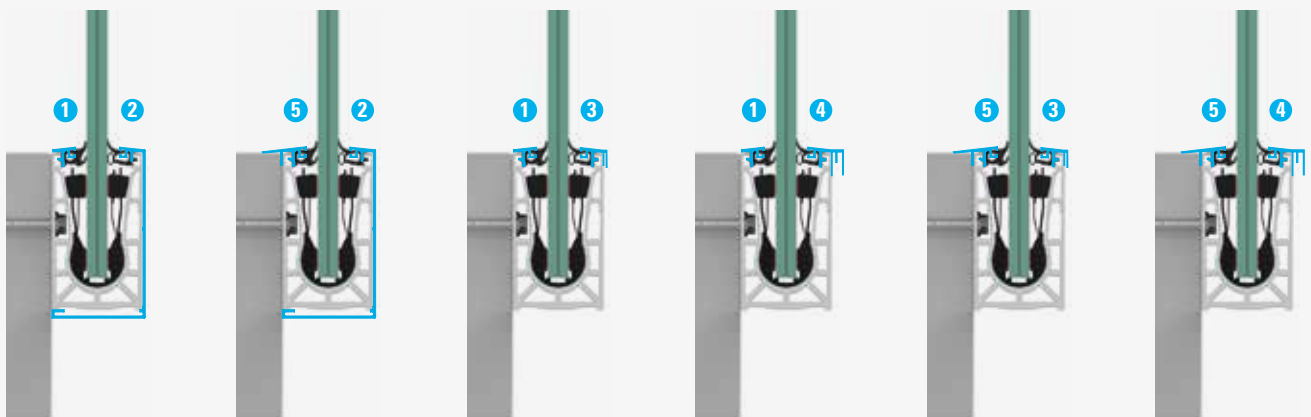
- For the version **with** cover profile
- Narrow rubber profile
- Only 4 glass bearers per metre



PROFILE	12.76 mm	13.52 mm	15 mm	16.76 mm	17.52 mm	19 mm	20.76 mm	21.52 mm
L = 2500 mm	BO 5403068	BO 5403070	BO 5403072	BO 5403074	BO 5403076	BO 5403078	BO 5403080	BO 5403082
L = 5000 mm	BO 5403069	BO 5403071	BO 5403073	BO 5403075	BO 5403077	BO 5403079	BO 5403081	BO 5403083



Possible combinations for cover profiles / structural connection profile / floor connection profile



VetroMount® Cover Profile, top


- Simple slide-on installation
- The rubber sealing profile is simple to mount
- Powder-coating possible
- Material: aluminium



LENGTH	FINISH	ART. NO.	SALES UNIT
2500 mm	Aluminium colour anodised E6/C0	BO 5403016	1x
5000 mm	Aluminium colour anodised E6/C0	BO 5403018	1x
2500 mm	Stainless steel look anodised E4/C31	BO 5403017	1x
5000 mm	Stainless steel look anodised E4/C31	BO 5403019	1x

VetroMount® Cover Profile, side


- Simple slide-on installation
- The rubber sealing profile is simple to mount
- Powder-coating possible
- Material: aluminium



LENGTH	FINISH	ART. NO.	SALES UNIT
2500 mm	Aluminium colour anodised E6/C0	BO 5403004	1x
5000 mm	Aluminium colour anodised E6/C0	BO 5403006	1x
2500 mm	Stainless steel look anodised E4/C31	BO 5403005	1x
5000 mm	Stainless steel look anodised E4/C31	BO 5403007	1x

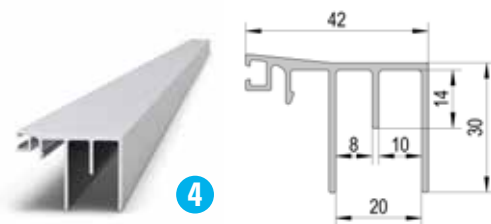
VetroMount® Structural Connection Profile

- Opening width 3 mm (e. g. for steel sheet)
- Simple slide-on installation
- The rubber sealing profile is simple to mount
- Powder-coating possible
- Material: Aluminium



LENGTH	FINISH	ART. NO.	SALES UNIT
2500 mm	Aluminium colour anodised E6/C0	BO 5403036	1 x
5000 mm	Aluminium colour anodised E6/C0	BO 5403136	1x

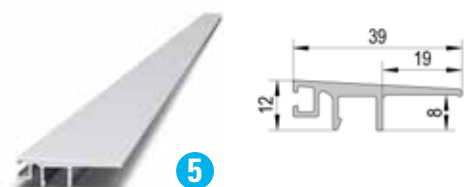
- Opening width 8, 10, 20 mm (e. g. for glass or wood panels)
- Simple slide-on installation
- The rubber sealing profile is simple to mount
- Powder-coating possible
- Material: aluminium



LENGTH	FINISH	ART. NO.	SALES UNIT
2500 mm	Aluminium colour anodised E6/C0	BO 5403037	1 x
5000 mm	Aluminium colour anodised E6/C0	BO 5403137	1x

VetroMount® Floor Connection Profile

- For bridging the gap between basic profile and floor
- Simple slide-on installation
- The rubber sealing profile is simple to mount
- Powder-coating possible
- Material: aluminium



LENGTH	FINISH	ART. NO.	SALES UNIT
2500 mm	Aluminium colour anodised E6/C0	BO 5403038	1 x
5000 mm	Aluminium colour anodised E6/C0	BO 5403138	1x

For further information on structural and/or floor connection profiles, please see page 34.

VetroMount® End Cap for Side Profile U with Cover Profile




- For use **with** cover profiles
- Mounting bolts included in set
- Simple attaching and removal of end caps
- Material: aluminium



FINISH	SIDE	ART. NO.	SALES UNIT
Aluminium colour anodised E6/C0	Left	BO 5403101	1x
Aluminium colour anodised E6/C0	Right	BO 5403103	1x
Stainless steel look anodised E4/C31	Left	BO 5403100	1x
Stainless steel look anodised E4/C31	Right	BO 5403102	1x

VetroMount® End Cap Staircase for Side Profile U




- For use **with** cover profiles
- Can be trimmed individually
- Material: aluminium

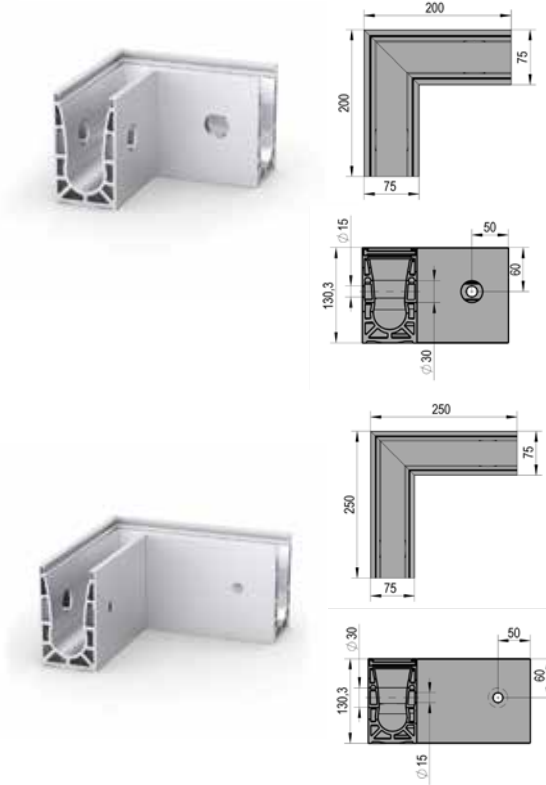


FINISH	SIDE	ART. NO.	SALES UNIT
Aluminium colour anodised E6/C0	Left	BO 5403105	1x
Aluminium colour anodised E6/C0	Right	BO 5403107	1x
Stainless steel look anodised E4/C31	Left	BO 5403104	1x
Stainless steel look anodised E4/C31	Right	BO 5403106	1x

The end caps for staircases are 188 mm high and can be trimmed to size depending on the angle of inclination of the staircase. The end cap must be bonded.



VetroMount Corners for Side Profiles U



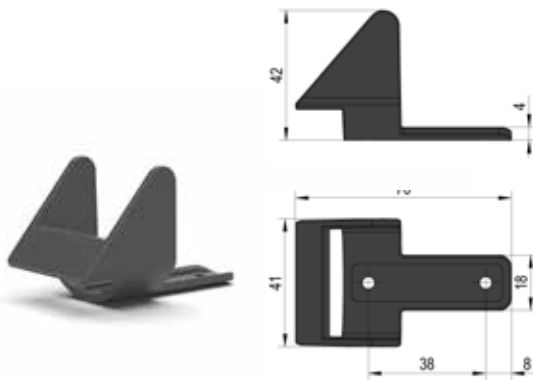
- 90° inside corner

FINISH	ART. NO.	SALES UNIT
Aluminium colour anodised E6/C0	BO 5403181	1x

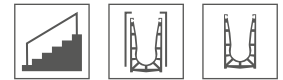
- 90° outside corner

FINISH	ART. NO.	SALES UNIT
Aluminium colour anodised E6/C0	BO 5403182	1x

VetroMount® Stoppers for Staircase



- Positioning aid for angled mounting, e. g. for staircases
- Fixing screws included in delivery
- Material: **Plastic**
- One stopper per glass panel recommended



ART. NO.	SALES UNIT
BO 5403114	1 x

For safe mounting: The use of stoppers is recommended for staircases and similar applications to provide additional hold to glass panes and prevent them from slipping.





Product Highlights

- Tested fastening mechanism on concrete and steel
- Tested for parapet walls
- Screw required every 200 mm
- Installation with and without cover profile
- Floor connection and structural connection profiles available
- Glass heights up to 1300 mm
- Glass width from 300 mm possible
- Aluminium with protective anodised layer
- LED illumination can be integrated optionally








reddot winner 2020
innovative product



SIDE PROFILE Y FOR PROJECTING INSTALLATION

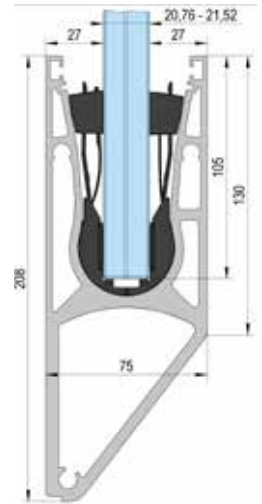
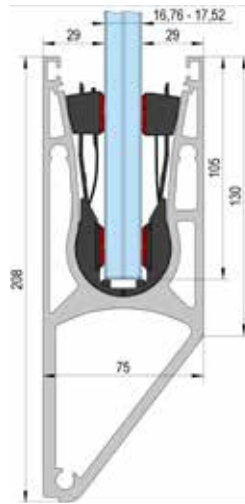
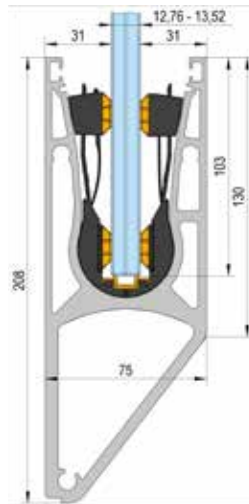
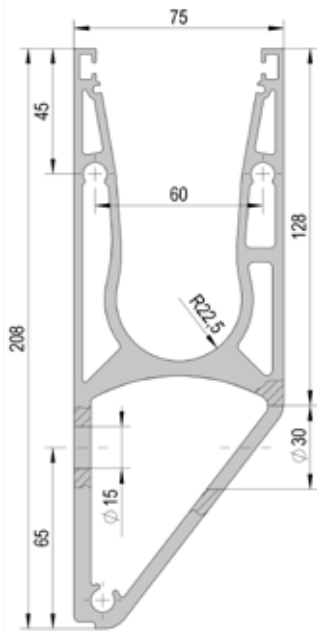
The Side Profile Y for projecting installation is ideally suited for creating a flush finish on the construction edge. The low screw-on point of the profile greatly reduces the workload, especially when carrying out installations in old buildings.



				
AbP geprüftes System	BS 6180 proofed system	CTE Código Técnico de la Edificación DIN18008	Statisch berechnet gemäß DIN18008	NTC UNI 11678-2017
			NEN-EN 1991-1-1	ÖNORM B 3716-3
			SANS 10160-2 + 10137	AVIS Technique 2.1/19-1802

For further explanations, see page 67.

VetroMount® Side Profile Y



LENGTH	FINISH	DRILL HOLES	ART. NO.	SALES UNIT
2500 mm	Aluminium colour anodised E6/C0	13	BO 5403120	1 x
5000 mm	Aluminium colour anodised E6/C0	25	BO 5403121	1 x

VetroMount® Mounting Set (glass bearers/rubber seals)



Glass bearers
13 x (2500 mm)
26 x (5000 mm)
+
2 x rubber seals

- For the version **without** cover profile
- Only 4 glass bearers per metre



PROFILE	12.76 mm	13.52 mm	15 mm	16.76 mm	17.52 mm	19 mm	20.76 mm	21.52 mm
L = 2500 mm	BO 5403084	BO 5403086	BO 5403088	BO 5403090	BO 5403092	BO 5403094	BO 5403096	BO 5403098
L = 5000 mm	BO 5403085	BO 5403087	BO 5403089	BO 5403091	BO 5403093	BO 5403095	BO 5403097	BO 5403099



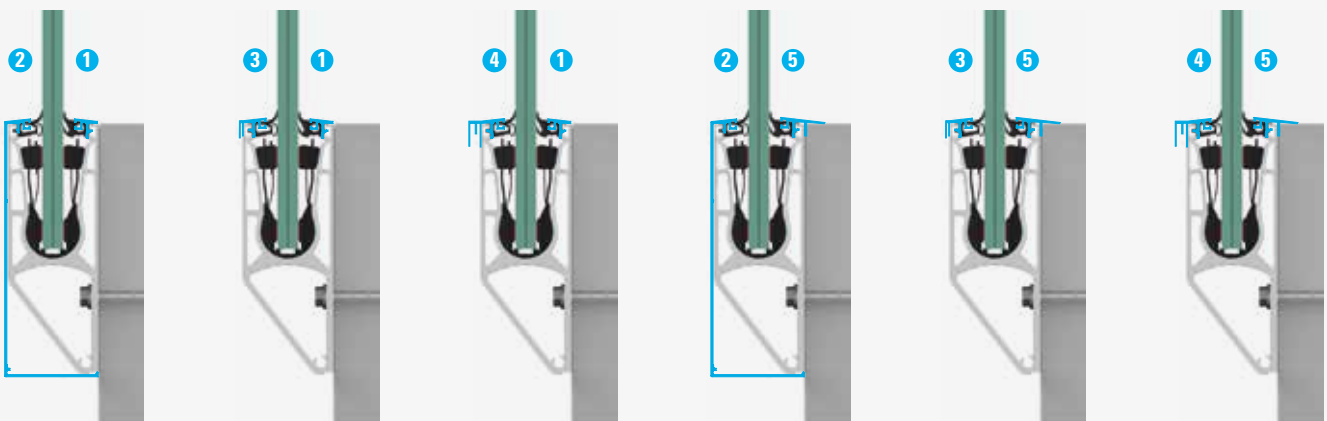
- For the version **with** cover profile
- Narrow rubber profile
- Only 4 glass bearers per metre



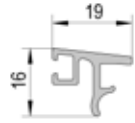
PROFILE	12.76 mm	13.52 mm	15 mm	16.76 mm	17.52 mm	19 mm	20.76 mm	21.52 mm
L = 2500 mm	BO 5403068	BO 5403070	BO 5403072	BO 5403074	BO 5403076	BO 5403078	BO 5403080	BO 5403082
L = 5000 mm	BO 5403069	BO 5403071	BO 5403073	BO 5403075	BO 5403077	BO 5403079	BO 5403081	BO 5403083



Possible combinations for cover profiles / structural connection profile / floor connection profile



VetroMount® Cover Profile, top



- Simple slide-on installation
- The rubber sealing profile is simple to mount
- Powder-coating possible
- Material: aluminium



LENGTH	FINISH	ART. NO.	SALES UNIT
2500 mm	Aluminium colour anodised E6/C0	BO 5403016	1x
5000 mm	Aluminium colour anodised E6/C0	BO 5403018	1x
2500 mm	Stainless steel look anodised E4/C31	BO 5403017	1x
5000 mm	Stainless steel look anodised E4/C31	BO 5403019	1x

VetroMount® Cover Profile, side

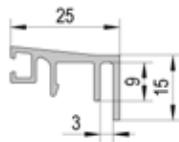


- Simple slide-on installation
- The rubber sealing profile is simple to mount
- Powder-coating possible
- Material: aluminium



LENGTH	FINISH	ART. NO.	SALES UNIT
2500 mm	Aluminium colour anodised E6/C0	BO 5403122	1x
5000 mm	Aluminium colour anodised E6/C0	BO 5403123	1x
2500 mm	Stainless steel look anodised E4/C31	BO 5403124	1x
5000 mm	Stainless steel look anodised E4/C31	BO 5403125	1x

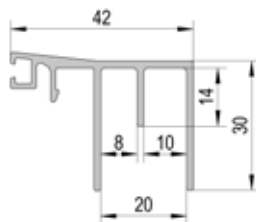
VetroMount® Structural Connection Profile



- Opening width 3 mm (e. g. for steel sheet)
- Simple slide-on installation
- The rubber sealing profile is simple to mount
- Powder-coating possible
- Material: Aluminium



LENGTH	FINISH	ART. NO.	SALES UNIT
2500 mm	Aluminium colour anodised E6/C0	BO 5403036	1 x
5000 mm	Aluminium colour anodised E6/C0	BO 5403136	1x



- Opening width 8, 10, 20 mm (e. g. for glass or wood panels)
- Simple slide-on installation
- The rubber sealing profile is simple to mount
- Powder-coating possible
- Material: aluminium



LENGTH	FINISH	ART. NO.	SALES UNIT
2500 mm	Aluminium colour anodised E6/C0	BO 5403037	1 x
5000 mm	Aluminium colour anodised E6/C0	BO 5403137	1x

VetroMount® Floor Connection Profile



- For bridging the gap between basic profile and floor
- Simple slide-on installation
- The rubber sealing profile is simple to mount
- Powder-coating possible
- Material: aluminium




LENGTH	FINISH	ART. NO.	SALES UNIT
2500 mm	Aluminium colour anodised E6/C0	BO 5403038	1 x
5000 mm	Aluminium colour anodised E6/C0	BO 5403138	1x

For further information on structural and/or floor connection profiles, please see page 34.

VetroMount® End Cap for Side Profiles with Cover Profile



Fig.: right end cap

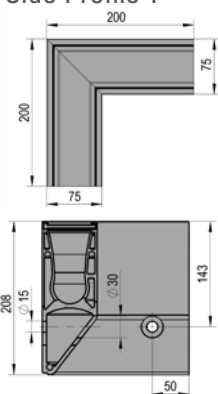


- For use **with** cover profiles
- Mounting bolts included in set
- Simple attaching and removal of end caps
- Material: aluminium



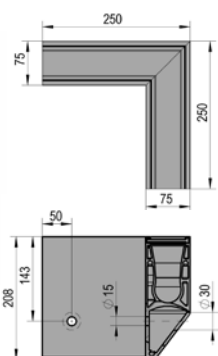
FINISH	SIDE	ART. NO.	SALES UNIT
Aluminium colour anodised E6/C0	Left	BO 5403126	1x
Aluminium colour anodised E6/C0	Right	BO 5403128	1x
Stainless steel look anodised E4/C31	Left	BO 5403127	1x
Stainless steel look anodised E4/C31	Right	BO 5403129	1x

VetroMount Corners for Side Profile Y



- 90° inside corner

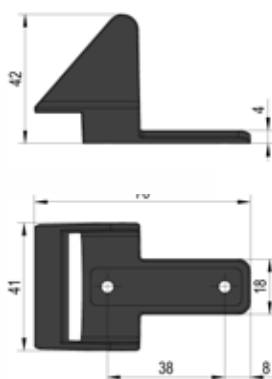
FINISH	ART. NO.	SALES UNIT
Aluminium colour anodised E6/C0	BO 5403185	1x



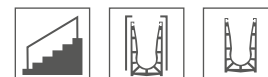
- 90° outside corner

FINISH	ART. NO.	SALES UNIT
Aluminium colour anodised E6/C0	BO 5403186	1x

VetroMount® Stoppers for Staircase



- Positioning aid for angled mounting, e. g. for staircases
- Fixing screws included in delivery
- Material: Plastic
- One stopper per glass panel recommended


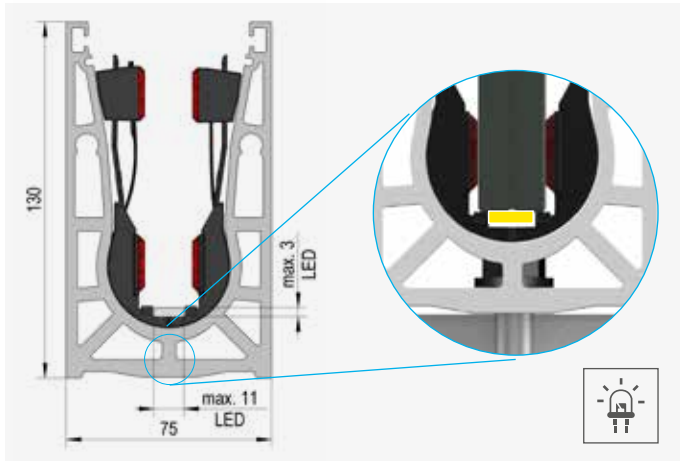


ART. NO.	SALES UNIT
BO 5403114	1x



Can the LEDs be integrated into the profile?

Yes, they can be inserted into the corresponding groove in the glass bearer. For glass thicknesses between 16.76 and 21.76 mm, the suitable LED strips must have maximum dimensions of 3 x 11 mm (H x W) and 3 x 8 mm for glass thicknesses between 12.76 and 13.25 mm. The strips must be suitable for exterior application.



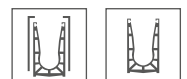
ACCESSORIES

VetroMount® Mounting Aid



The mounting aid facilitates fixing the glass bearers. By tapping with a hammer on the marked spot, the lower clamping wedge is pressed to the right and subsequently safely fixes the glass pane in place. The mounting aid is also used for disassembly.

- For fixing and releasing the lower clamping wedges
- For all profiles




MATERIAL	ART. NO.	SALES UNIT
Steel	BO 5403116	1 x

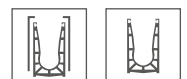
VetroMount® Rubber Spacers for Glass Panels



Our rubber spacers are available 1 m long and 5 or 10 mm thick matching the different glass thicknesses. These can be cut into shorter pieces (approx. 3 cm), as needed. They are adhesive on one side and are positioned between the glass panes and flush to the upper sealing profile edge. In this way, they serve as spacers and sealing profile between the glass panes at the same time.



- Good ageing, weathering and ozone resistance
- One side self-adhesive
- For all profiles

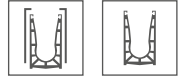


WIDTH	12.76 - 13.52 mm	16.76 - 17.52 mm	20.76 - 21.52 mm	LENGTH
5 mm	BO 5403024	BO 5403026	BO 5403028	1000 mm
10 mm	BO 5403025	BO 5403027	BO 5403029	1000 mm

VetroMount® Connecting Pins for Basic Profile




- Complies with DIN 1481
- Diameter 8 mm
- For all profiles

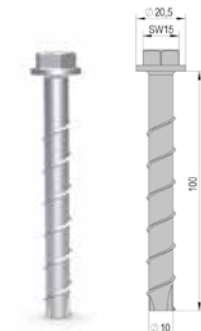


LENGTH	ART. NO.	SALES UNIT
50 mm	BO 5403113	2 x

Concrete Screws

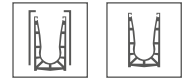


BO 5211161



BO 5211160

- Drill diameter 10 mm
- Hexagon head (size15)
- For fastening in concrete
- ETA approval
- For all profiles



TYPE	ART. NO.	SALES UNIT
Hilti HUS-H (V4A)	BO 5211161	25 x
Hilti HUS3-H (galvanised steel)	BO 5211160	50 x

VetroMount® Glass Bearers

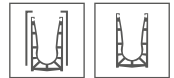


- Sales unit: 13 glass bearers for 2500 mm profiles

12.76 mm	13.52 mm	15 mm	16.76 mm	17.52 mm	19 mm	20.76 mm	21.52 mm
BO 5403060	BO 5403061	BO 5403062	BO 5403063	BO 5403064	BO 5403065	BO 5403066	BO 5403067

- Sales unit: 60 glass bearers

12.76 mm	13.52 mm	15 mm	16.76 mm	17.52 mm	19 mm	20.76 mm	21.52 mm
			BO 5403063B	BO 5403064B		BO 5403066B	BO 5403067B



VetroMount® Rubber Seals



- For the version **with** cover profile
- Narrow rubber profile



LENGTH	12.76 mm - 13.52 mm	15 mm - 17.52 mm	19 mm - 21.52 mm
2500 mm	BO 5403150	BO 5403152	BO 5403154
5000 mm	BO 5403151	BO 5403153	BO 5403155



- For the version **without** cover profile
- Wide rubber profile



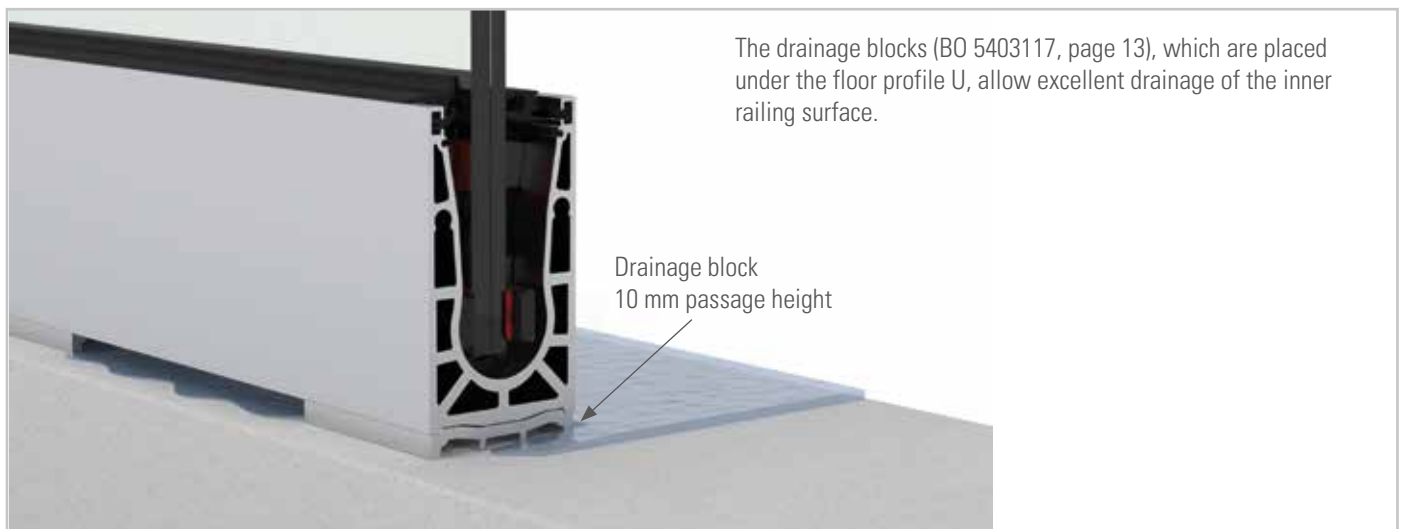

LENGTH	12.76 mm - 13.52 mm	15 mm - 17.52 mm	19 mm - 21.52 mm
2500 mm	BO 5403050	BO 5403052	BO 5403054
5000 mm	BO 5403051	BO 5403053	BO 5403055

DRAINAGE

In exterior fit-out applications, rain or snowfall can lead to water accumulation on balconies or terraces. This can be avoided by integrating intermediate connectors for drainage purposes. A groove at the bottom enables draining the water in a quick and targeted manner and thus prevents waterlogging. The tested safety of the system is maintained. The intermediate connectors (BO 5403020 - 23) for drainage purposes are suited for the Floor Profile U for top mounting – they can be inserted in between two profiles with the aid of connecting pins (BO 5403113).


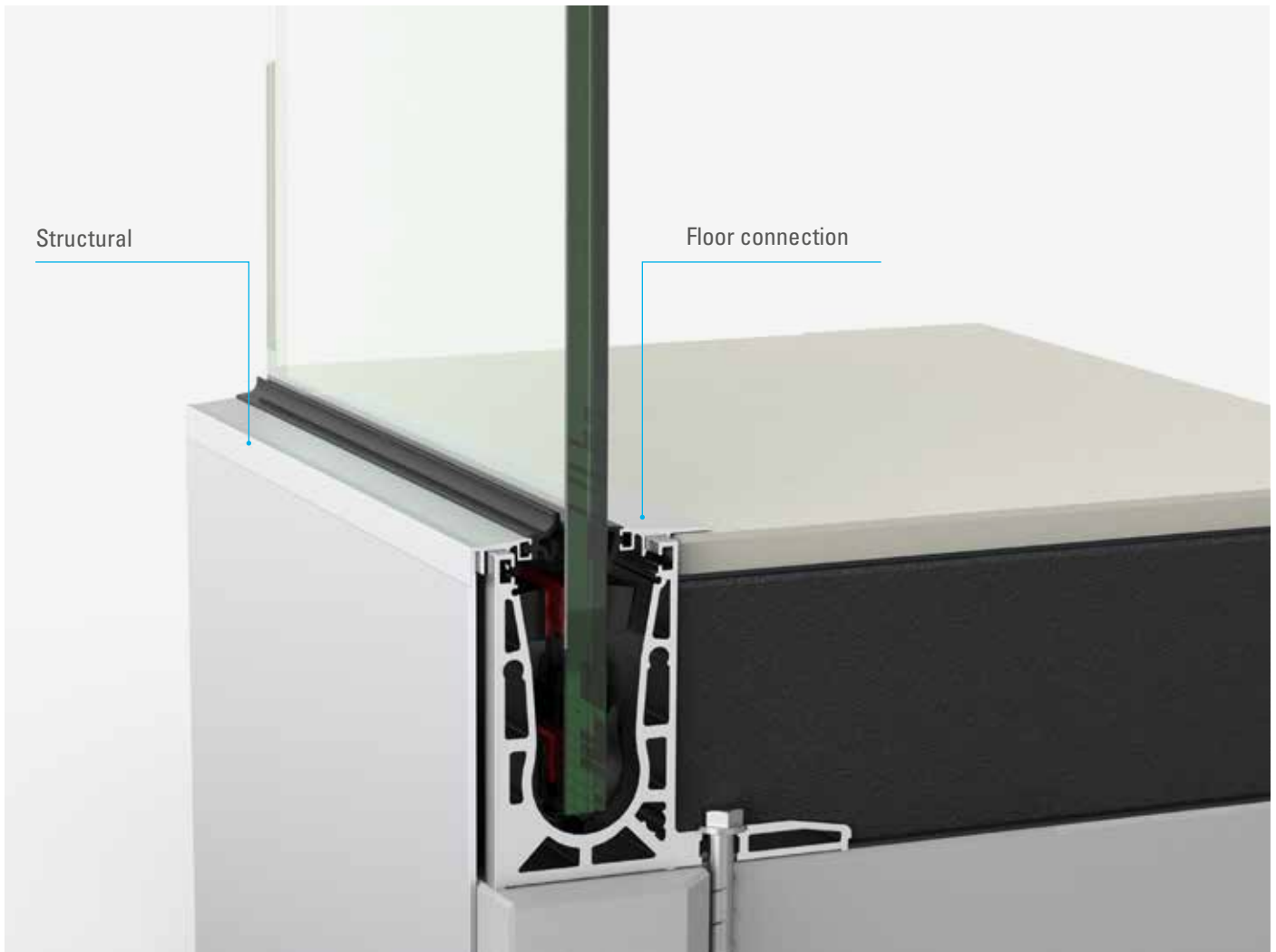


Drainage holes with a diameter of 8 mm for guiding the water out of the profile must be drilled on site.



FLOOR CONNECTION AND STRUCTURAL CONNECTION PROFILES

As one installation is not like another, an individual solution is what counts. While the Floor Connection Profile enables an optimum transition between the profile and the floor structure, structural connection profiles offer elegant cladding options. Different opening widths of 3, 8, 10 and 20 mm allow for the use of steel sheets as well as glass or wood panel. Thanks to their simple slide-on installation, the profiles can be mounted easily and emphasize the high-quality appearance of the balustrade.



BO 5403036
BO 5403136

BO 5403037
BO 5403137

BO 5403038
BO 5403138



ASSEMBLY

How many mounting holes are pre-drilled in each profile?

The 2500 mm profiles have 12 drill holes, the 5000 mm profiles have 24 drill holes. The number of drill holes is the same for all profile variants.

Can VetroMount® also be installed with monolithic glass?

The corresponding glass bearers for 15 mm and 19 mm glass are available for those countries where the use of monolithic glass is permitted for fall protection purposes, e. g. in Great Britain. These glass bearers are tested and certified, too.

Must screws of a particular brand (Hilti, Fischer, etc.) be used for fixing?

Bohle has carried out all tests with screws of the HILTI brand. These screws serve for reference purposes only and can be replaced by other equivalent products/manufacturers, if they have at least the same extraction forces as the screws mentioned in the test report. The respective manufacturer is happy to assist.

In which cases is a handrail required?

Whether a handrail is required or not is determined by the corresponding building regulations of the respective countries. In Germany, a handrail is required, for example, but in Great Britain it is not.

My customer spontaneously decided on a cover profile. Are the rubber seals available separately or by the metre?

The rubber seals included in the VetroMount® mounting sets are also available separately, granting you more flexibility to comply with your customer's demands. This allows you to respond quickly in case of change requests. In addition, our glass bearer sets, including 13 glass bearers, are available without rubber seal. Can only be ordered by phone! See also page 32.

Which surface finishes are available for the profile and is a powder coating possible?

All VetroMount® profiles are exclusively available in aluminium anodised E6/C0. In addition, the cover profiles are available in stainless steel look.

Which linear expansions are to be considered in case of temperature fluctuations?

Please note that metal profiles on different fastening substrates have varying expansion coefficients with fluctuating temperatures, this can lead to length variations in the different seasons under certain circumstances. These material-related changes in length cannot be measured 100% and must be taken into account individually for each building project.

What does left and right side mean for the end caps for VetroMount?

The side indicated for the end caps for VetroMount is always seen from the mounting side.

COMPREHENSIVELY CERTIFIED

For a glass balustrade system to call itself “tested”, it must fulfil numerous requirements, which, among others, can be taken from DIN 18008-4 “Glass in Building - Design and construction rules”. Part 4 of this standard particularly deals with additional requirements for fall protection glazing. They include, for example, permissible glass types, cut-outs, drill holes or types of storage. The certification process is regulated on a national level. BS 6180 applies for Great Britain, the General Building Inspection Test Certificate (AbP) for Germany, and the Avis Technique for France, to name only three of the available certifications. VetroMount® has been thoroughly tested under the official supervision of an independent testing authority. The system is therefore certified for the following applications:

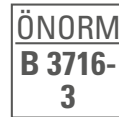
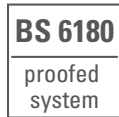
Floor Profile U and Side Profile U

- Fastening on concrete
- Fastening on steel
- For use as parapet wall solution from a height of 400 mm
- Enamelled glass can be used,
e. g. as visual protection or sunscreen



Floor Profile F and Side Profile Y

- Fastening on concrete
- Fastening on steel
- For use as parapet wall solution from a height of 400 mm



STRUCTURAL ANALYSIS AVAILABLE

The General Building Inspection Test Certificate contains requirements especially for impacts against the glass panes of an all-glass balustrade. In addition, a structural calculation is necessary for the purpose of testing the glass balustrade with respect to design, construction, material or loads. A so-called structural analysis is already available for many VetroMount® applications. Contact us – we are happy to assist you with your building project.



TESTED SAFETY

Which certifications are available?

VetroMount® has been tested and certified for a minimum glass height of 400 mm and a maximum height of 1300 mm. Smaller panes can be used from a width of 300 mm. There is no limitation to glass length. In addition, all profiles have been tested both on concrete and on steel. Enamelled glass can be used in the Floor and Side Profile U.

Is a structural examination for mounting on wood available?

For installation on wood, the present system statics can serve as a basis for calculation. However, a comparative test in the substrate material by a structural engineer and/or test structural engineer must always be provided.

Which mounting hardware should be used for substrates other than concrete (e. g. wood or brick)?

The correct fastening material always depends on the fastening substrate, the forces to be expected and the structural requirements. Basically, all fastening materials may be used that have at least the same or better pull-out values than the (concrete) screws (HILTI HUS3/4) tested by us. To be on the safe side, please contact the fastener supplier you trust.

Can VetroMount® be installed in swimming pools with chlorinated or sea water?

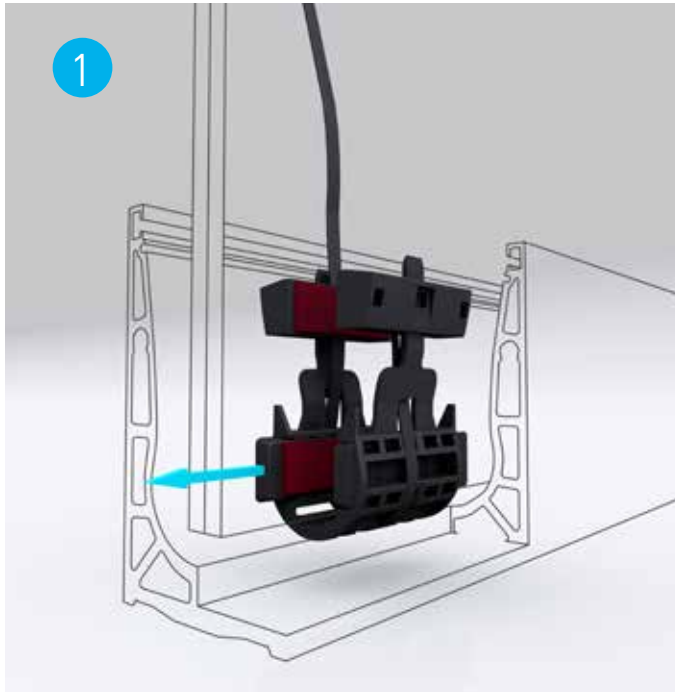
Yes, thanks to its 25 µm anodised layer, VetroMount® withstands chlorinated water.

May the profile be underpinned or raised for drainage purposes?

If the HILTI screws mentioned in the test report are used, add-on parts with a maximum thickness of approx. 10 mm are permissible. Everything beyond this limit will require an additional structural analysis.

EASY DISASSEMBLY

If a glass pane needs to be exchanged, an intelligent release mechanism enables simple disassembly.



1 Push the lower clamping wedge to the left to release the pane. The easiest way to do this is by using the mounting aid on page 31.



2 Use a screwdriver to release the catch mechanism and loosen the upper tensioning wedge.



3 Now pull the tensioning wedge upwards and take out the glass pane.



Please watch our disassembly video.

BOHLE – OUR SERVICE TO YOU

VetroMount® offers the appropriate application depending on the installation. We make planning and mounting as easy as can be for you – by compiling the suitable profile, the corresponding mounting sets and, if required, the appropriate accessories for you. A simple sketch sent by e-mail or fax or a call are enough to quickly and easily find a customised solution for you.



© BAU SCHMIDT GMBH & CO. KG



© TROCKLAND

We manage large commercial construction projects as a team: Our expert team members come from the following areas: development and technical support/product management, customer service, as well as our structural analysis office or the testing authority. This expert team accompanies a building project from the early planning stage up to completion. In this way, we are able to quickly offer suitable professional solutions for different structural requirements and individual desires.

SHOWROOM AND TRAINING SUITE

Our Showroom and Training Suite at our UK base in Cheshire is open to customers for drop-ins or to make an appointment, please contact your Sales Representative. We also run training for specialist skills which are advertised on our website.

ALL INFORMATION AVAILABLE ONLINE

You will find further information about VetroMount® at www.bohle.com. There you will find, among other things, test certificates, technical drawings, invitations to tender, mounting instructions and installation videos. Of course, you can order all VetroMount® products directly in our Online Shop.

SINGLE POINT FIXINGS



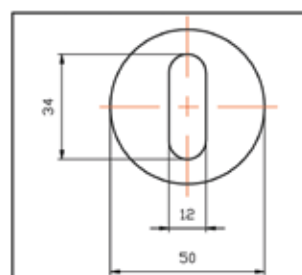
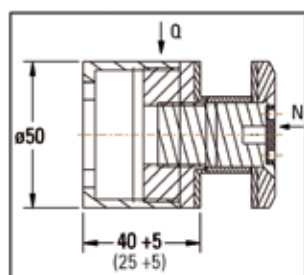
Single Point Fixings \varnothing 50 mm adjustable



WALL DISTANCE · MATERIAL · GLASS THICKNESS	ART. NO.
25 mm · stainless steel AISI 304 · 10 - 13.52 mm	BO 5214026
40 mm · stainless steel AISI 304 · 10 - 21.52 mm	BO 5214027
25 mm · stainless steel AISI 304 · 15 - 21.52 mm	BO 5214034
25 mm · stainless steel AISI 316 · 10 - 13.52 mm	BO 5214028
40 mm · stainless steel AISI 316 · 10 - 21.52 mm	BO 5214029
25 mm · stainless steel AISI 316 · 15 - 21.52 mm	BO 5214035

Adjustment range wall distance	0 - 5 mm
Drill hole in glass	\varnothing 30 mm

i Use at least 4 pieces depending on glass dimensions · For tempered and laminated safety glass · Please order assembly tool BO 5214041 separately.



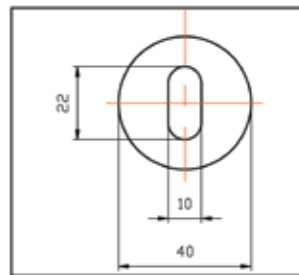
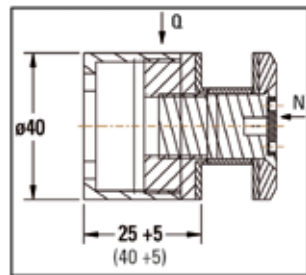
Single Point Fixings \varnothing 40 mm adjustable



WALL DISTANCE · MATERIAL · GLASS THICKNESS	ART. NO.
25 mm · stainless steel AISI 304 · 10 - 13.52 mm	BO 5214030
40 mm · stainless steel AISI 304 · 10 - 21.52 mm	BO 5214031
25 mm · stainless steel AISI 304 · 15 - 21.52 mm	BO 5214036
25 mm · stainless steel AISI 316 · 10 - 13.52 mm	BO 5214032
40 mm · stainless steel AISI 316 · 10 - 21.52 mm	BO 5214033
25 mm · stainless steel AISI 316 · 15 - 21.52 mm	BO 5214037

Adjustment range wall distance	0 - 5 mm
Drill hole in glass	\varnothing 25 mm

i Use at least 4 pieces depending on glass dimensions · For tempered and laminated safety glass · Please order assembly tool BO 5214038 separately.



Assembly Tool for Adjustable Single Point Fixings



DESCRIPTION	ART. NO.
40 mm adjustable	BO 5214038
50 mm adjustable	BO 5214041

i For single point fixings BO 5214026 - 37

Face spanner cranked



DESCRIPTION	ART. NO.
Face Spanner	BO 5214039

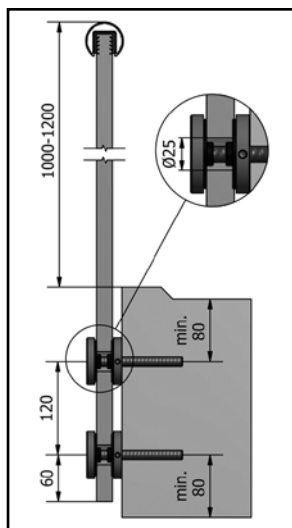
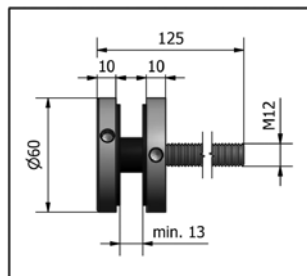
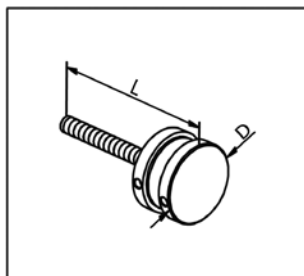
i Bore hole \varnothing 3 mm

Single Point Fixings \varnothing 60 mm with Threaded Rod



MATERIAL	ART. NO.
stainless steel AISI 304	BO 5214060
Diameter	\varnothing 60 mm
Adjustable	no
Drill hole in glass	\varnothing 25 mm

i Use at least 4 pieces depending on glass dimensions · Total length: 125 mm · Packaging unit 1 pc



CLAMP FIXINGS



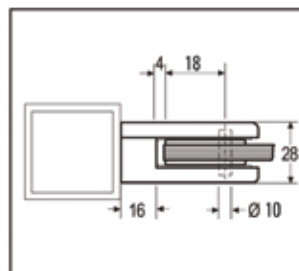
Clamp D-shaped 50 x 40 mm for 6 - 10.76 mm



① Gaskets available as accessories. · Securing Pins incl. · Packaging unit 4 pcs · Glass thickness tempered glass 6 - 10 mm, laminated glass 8.76 - 10.76 mm · When laminated safety glass is used, a slipping protection is required.

MATERIAL · FINISH	ART. NO.
zinc · mill finish	BO 8710100
zinc · shiny chrome-plated	BO 8710122
zinc · stainless steel look	BO 8710163
stainless steel V4A · polished	BO 8710516
stainless steel V4A · brushed	BO 8710555
stainless steel V2A · brushed	BO 8710955

Size	50 x 40 mm
------	------------



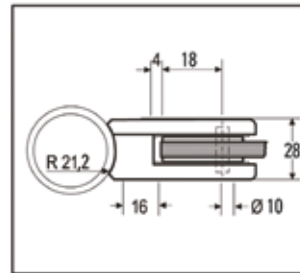
Clamp D-shaped 50 x 40 mm for round tubes \varnothing 42.4 mm for 6 - 10.76 mm



MATERIAL · FINISH	ART. NO.
zinc · mill finish	BO 8712100
zinc · shiny chrome-plated	BO 8712122
zinc · stainless steel look	BO 8712163
stainless steel V4A · polished	BO 8712516
stainless steel V4A · brushed	BO 8712555
stainless steel V2A · brushed	BO 8712955

Size	50 x 40 mm
------	------------

i Gaskets available as accessories. · Securing Pins incl. · Packaging unit 4 pcs · Glass thickness tempered glass 6 - 10 mm, laminated glass 8.76 - 10.76 mm · When laminated safety glass is used, a slipping protection is required.



Inserts for clamps D-shaped 50 x 40 mm



DESCRIPTION	ART. NO.
Glass thickness tempered glass 6 mm	BO 8810060
Glass thickness tempered glass 8 mm	BO 8810080
Glass thickness tempered glass 10 mm	BO 8810100
Glass thickness laminated safety glass 8.76 mm	BO 8810090
Glass thickness laminated safety glass 10.76 mm	BO 8810110

Size	50 x 40 mm
------	------------

i Packaging unit 8 pc. · 1 pack of 8 inserts is required for every 4 clamps ordered

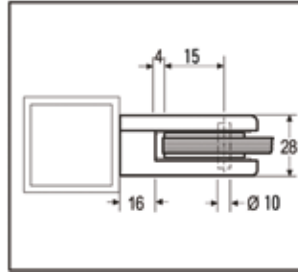
Clamp square 45 x 45 mm for 6 - 10.76 mm



i Gaskets available as accessories. · Securing Pins incl. · Securing plates are sold separately. · Packaging unit 4 pcs · Glass thickness tempered glass 6 - 10 mm, laminated glass 8.76 - 10.76 mm · When laminated safety glass is used, a slipping protection is required.

MATERIAL · FINISH	ART. NO.
zinc · mill finish	BO 8720100
zinc · shiny chrome-plated	BO 8720122
zinc · stainless steel look	BO 8720163
stainless steel V4A · polished	BO 8720516
stainless steel V4A · brushed	BO 8720555
stainless steel V2A · brushed	BO 8720955

Size	45 x 45 mm
------	------------



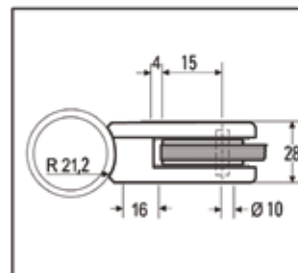
Clamp square 45 x 45 mm for round tubes \varnothing 42.4 mm for 6 - 10.76 mm



i Gaskets available as accessories. · Securing Pins incl. · Securing plates are sold separately. · Glass thickness tempered glass 6 - 10 mm, laminated glass 8.76 - 10.76 mm · When laminated safety glass is used, a slipping protection is required.

MATERIAL · FINISH	ART. NO.
zinc · mill finish	BO 8722100
zinc · shiny chrome-plated	BO 8722122
zinc · stainless steel look	BO 8722163
stainless steel V4A · polished	BO 8722516
stainless steel V4A · brushed	BO 8722555
stainless steel V2A · brushed	BO 8722955

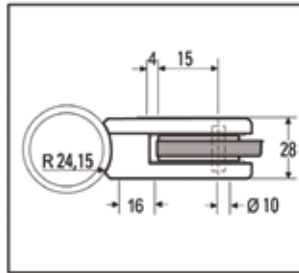
Size	45 x 45 mm
------	------------



Clamp square 45 x 45 mm for round tubes \varnothing 48.3 mm for 6 - 10.76 mm



MATERIAL · FINISH	ART. NO.
zinc · mill finish	BO 8724100
zinc · shiny chrome-plated	BO 8724122
zinc · stainless steel look	BO 8724163
stainless steel V4A · polished	BO 8724516
stainless steel V4A · brushed	BO 8724555
stainless steel V2A · brushed	BO 8724955
Size	45 x 45 mm



i Gaskets available as accessories. · Securing Pins incl. · Securing plates are sold separately. · Packaging unit 4 pcs · Glass thickness tempered glass 6 - 10 mm, laminated glass 8.76 - 10.76 mm · When laminated safety glass is used, a slipping protection is required.

Inserts for clamps square 45 x 45 mm



DESCRIPTION	ART. NO.
Glass thickness tempered glass 6 mm	BO 8820060
Glass thickness tempered glass 8 mm	BO 8820080
Glass thickness tempered glass 10 mm	BO 8820100
Glass thickness laminated safety glass 8.76 mm	BO 8820090
Glass thickness laminated safety glass 10.76 mm	BO 8820110
Size	45 x 45 mm

i Packaging unit 8 items · 1 pack of 8 inserts is required for every 4 clamps ordered

Securing Plate for Clamp square 45 x 45 mm



DESCRIPTION	ART. NO.
Securing Plate	BO 8920001
Size	45 x 45 mm

i Packaging unit 4 pcs

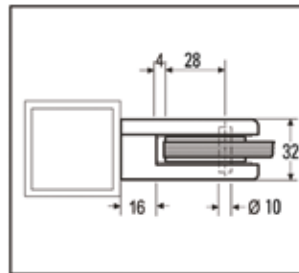
Clamp D-shaped 63 x 45 mm for 6 - 12.76 mm



① Gaskets available as accessories. · Securing Pins incl. · Packaging unit 4 pcs · Glass thickness tempered glass 6 - 12 mm, laminated glass 8.76 - 12.76 mm · When laminated safety glass is used, a slipping protection is required.

MATERIAL · FINISH	ART. NO.
zinc · mill finish	BO 8730100
zinc · shiny chrome-plated	BO 8730122
zinc · stainless steel look	BO 8730163
stainless steel V4A · polished	BO 8730516
stainless steel V4A · brushed	BO 8730555
stainless steel V2A · brushed	BO 8730955

Size	63 x 45 mm
------	------------



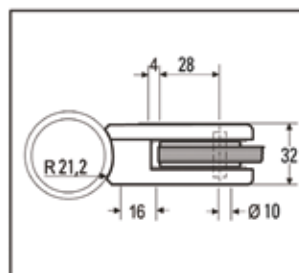
Clamp D-shaped 63 x 45 mm for round tubes ø 42.4 mm for 6 - 12.76 mm



① Securing Pins incl. · Gaskets available as accessories. · Packaging unit 4 pcs · Glass thickness tempered glass 6 - 12 mm, laminated glass 8.76 - 12.76 mm · When laminated safety glass is used, a slipping protection is required.

MATERIAL · FINISH ·	ART. NO.
zinc · mill finish	BO 8732100
zinc · shiny chrome-plated	BO 8732122
zinc · stainless steel look	BO 8732163
stainless steel V4A · polished	BO 8732516
stainless steel V4A · brushed	BO 8732555
stainless steel V2A · brushed	BO 8732955

Size	63 x 45 mm
------	------------

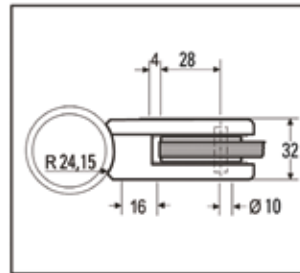


Clamp D-shaped 63 x 45 mm for round tubes \varnothing 48.3 mm for 6 - 12.76 mm



MATERIAL · FINISH	ART. NO.
zinc · mill finish	BO 8734100
zinc · shiny chrome-plated	BO 8734122
zinc · stainless steel look	BO 8734163
stainless steel V4A · polished	BO 8734516
stainless steel V4A · brushed	BO 8734555
stainless steel V2A · brushed	BO 8734955
Size	63 x 45 mm

① Gaskets available as accessories. · Securing Pins incl. · Packaging unit 4 pcs · Glass thickness tempered glass 6 - 12 mm, laminated glass 8.76 - 12.76 mm · When laminated safety glass is used, a slipping protection is required.



Inserts for clamps D-shaped 63 x 45 mm



DESCRIPTION · FINISH	ART. NO.
Glass thickness tempered glass 6 mm	BO 8830060
Glass thickness tempered glass 8 mm	BO 8830080
Glass thickness tempered glass 10 mm	BO 8830100
Glass thickness tempered glass 12 mm	BO 8830120
Glass thickness laminated safety glass 8.76 mm	BO 8830090
Glass thickness laminated safety glass 10.76 mm	BO 8830110
Glass thickness laminated safety glass 12.76 mm	BO 8830130
Size	63 x 45 mm

① Packaging unit 8 pc. · 1 pack of 8 inserts is required for every 4 clamps ordered

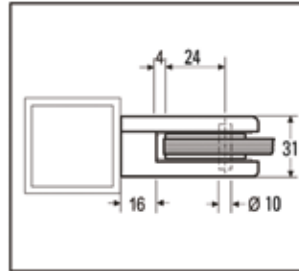
Clamp square 55 x 55 mm for 8 - 13.52 mm



① Gaskets available as accessories. · Securing Pins incl. · Securing plates are sold separately. · Packaging unit 4 pcs · Glass thickness tempered glass 8 - 12 mm, laminated glass 8.76 - 13.52 mm · When laminated safety glass is used, a slipping protection is required.

MATERIAL · FINISH	ART. NO.
stainless steel V4A · polished	BO 8740516
stainless steel V4A · brushed	BO 8740555
stainless steel V2A · brushed	BO 8740955

Size	55 x 55 mm
------	------------



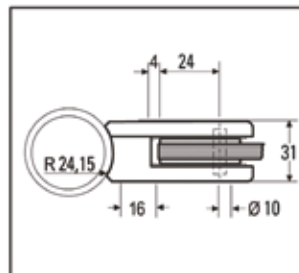
Clamp square 55 x 55 mm for round tubes ø 48.3 mm for 8 - 13.52 mm



① Gaskets available as accessories. · Securing Pins incl. · Securing plates are sold separately. · Packaging unit 4 pcs · Glass thickness tempered glass 8 - 12 mm, laminated glass 8.76 - 13.52 mm · When laminated safety glass is used, a slipping protection is required.

MATERIAL · FINISH	ART. NO.
stainless steel V4A · polished	BO 8742516
stainless steel V4A · brushed	BO 8742555
stainless steel V2A · brushed	BO 8742955

Size	55 x 55 mm
------	------------



Inserts for clamps square 55 x 55 mm



DESCRIPTION	ART. NO.
Glass thickness tempered glass 8 mm	BO 8840080
Glass thickness tempered glass 10 mm	BO 8840100
Glass thickness tempered glass 12 mm	BO 8840120
Glass thickness laminated safety glass 8.76 mm	BO 8840090
Glass thickness laminated safety glass 10.76 mm	BO 8840110
Glass thickness laminated safety glass 12.76 mm	BO 8840130
Glass thickness laminated safety glass 13.52 mm	BO 8840140
Size	55 x 55 mm

① Packaging unit 8 pc. · 1 pack of 8 inserts is required for every 4 clamps ordered

Securing Plate for Clamp square 55 x 55 mm



DESCRIPTION	ART. NO.
Securing Plate	BO 8940001
Size	55 x 55 mm

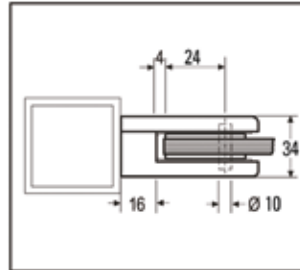
① Packaging unit 4 pcs

Clamp square 70 x 55 mm for 8 - 13.52 mm



① Gaskets available as accessories. · Securing Pins incl. · Securing plates are sold separately. · Packaging unit 4 pcs · Glass thickness tempered glass 8 - 12 mm, laminated glass 8.76 - 13.52 mm · When laminated safety glass is used, a slipping protection is required.

FINISH	ART. NO.
polished	BO 8750516
brushed	BO 8750555
Material	stainless steel V4A
Size	70 x 55 mm

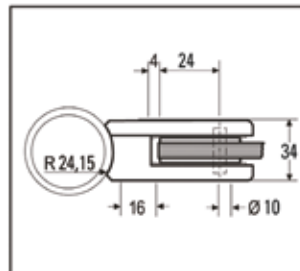


Clamp square 70 x 55 mm for round tubes ø 48.3 mm for 8 - 13.52 mm



① Gaskets available as accessories. · Securing Pins incl. · Securing plates are sold separately. · Packaging unit 4 pcs · Glass thickness tempered glass 8 - 12 mm, laminated glass 8.76 - 13.52 mm · When laminated safety glass is used, a slipping protection is required.

FINISH	ART. NO.
polished	BO 8752516
brushed	BO 8752555
Material	stainless steel V4A
Size	70 x 55 mm



Inserts for clamps square 70 x 55 mm



DESCRIPTION	ART. NO.
Glass thickness tempered glass 8 mm	BO 8850080
Glass thickness tempered glass 10 mm	BO 8850100
Glass thickness tempered glass 12 mm	BO 8850120
Glass thickness laminated safety glass 8.76 mm	BO 8850090
Glass thickness laminated safety glass 10.76 mm	BO 8850110
Glass thickness laminated safety glass 12.76 mm	BO 8850130
Glass thickness laminated safety glass 13.52 mm	BO 8850140
Size	70 x 55 mm

📌 Packaging unit 8 pc. · 1 pack of 8 inserts is required for every 4 clamps ordered

Securing Plate for Clamp square 70 x 55 mm



DESCRIPTION	ART. NO.
Securing Plate	BO 8950001
Size	70 x 55 mm

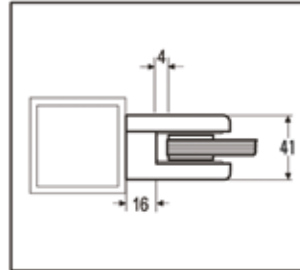
📌 Packaging unit 4 pcs

Clamp HD square 70 x 55 mm for 16.76 - 21.52 mm



FINISH	ART. NO.
polished	BO 8755516
brushed	BO 8755555

Material	stainless steel V4A
Size	70 x 55 mm



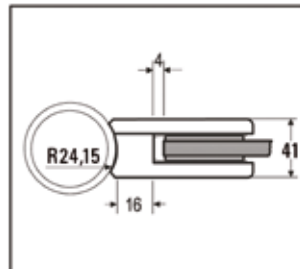
① Gaskets available as accessories. · Securing Plate incl. · Packaging unit 4 pcs · Glass thickness laminated safety glass 16.76 - 21.52 mm · When laminated safety glass is used, a slipping protection is required.

Clamp HD square 70 x 55 mm for round tubes \varnothing 48.3 mm for 16.76 - 21.52 mm



FINISH	ART. NO.
polished	BO 8757516
brushed	BO 8757555

Material	stainless steel V4A
Size	70 x 55 mm



① Gaskets available as accessories. · Securing Plate incl. · Packaging unit 4 pcs · Glass thickness laminated safety glass 16.76 - 21.52 mm · When laminated safety glass is used, a slipping protection is required.

Inserts for clamps square 70 x 55 mm



DESCRIPTION	ART. NO.
Glass thickness laminated safety glass 16.76 mm	BO 8855170
Glass thickness laminated safety glass 17.52 mm	BO 8855180
Glass thickness laminated safety glass 20.76 mm	BO 8855210
Glass thickness laminated safety glass 21.52 mm	BO 8855220
Size	70 x 55 mm

📌 Packaging unit 8 pc. · 1 pack of 8 inserts is required for every 4 clamps ordered

Securing Plate for Clamp square 70 x 55 mm



DESCRIPTION	ART. NO.
Securing Plate	BO 8955001
Size	70 x 55 mm

📌 Packaging unit 4 pcs

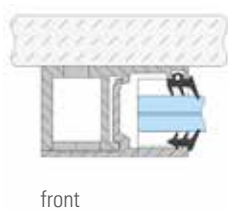
LYON FRENCH BALCONY



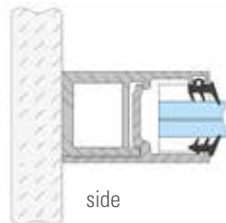
Product highlights

- Highest safety for floor-to-ceiling windows, certified according to DIN 18008-4
- Installation length of up to 4 metres
- Standard profile heights: 900 mm, 1000 mm and 1100 mm (special heights upon request)
- Low mounting costs thanks to the 1-2-3 click system
- Small number of screw connections: 4 per side

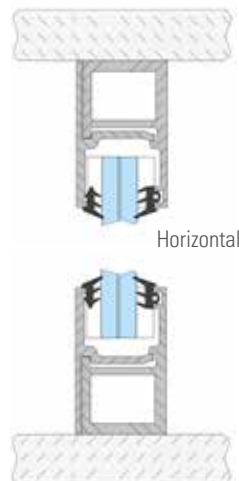
Mounting



front



side



Horizontal

You can find an overview of the type statics here:



Lyon French Balcony 12.76 - 13.52 mm



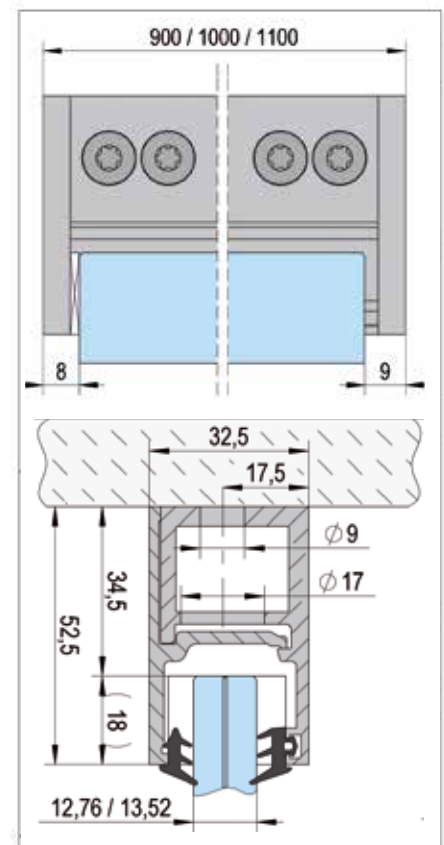
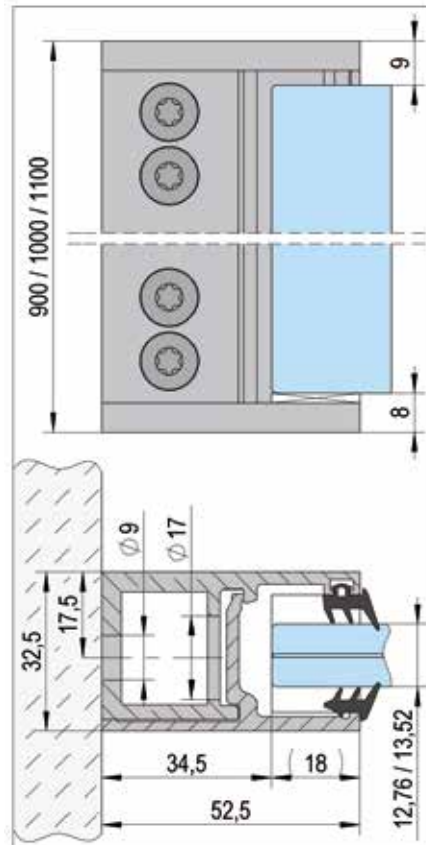
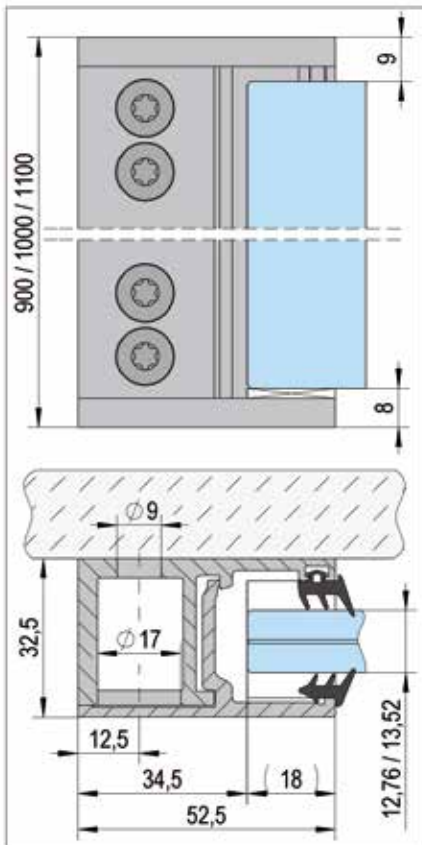
i Glass thicknesses 12.75 - 13.52 mm (further glass thicknesses upon request) · Standard profile heights: 900 mm, 1000 mm and 1100 mm (special heights upon request) · Installation length of up to 4 metres (please take any external forces into consideration) · Front or side mount (or combination of both) · Basic profile made of anodised aluminium · Standard finishes RAL 7016, RAL 9016 and aluminium colour anodised (special colours upon request) · Rail load 1.0 kN (UK: 0,74 kN) · Please note the test certificate and the structural analysis. · Please make sure to mount the window frame according to the "Fall Prevention Components" ETB Guideline.

INCLUDED IN DELIVERY:

- 2x Base profile
- 2x Clip-on Profile
- 1x Rubber seal set
- 1x End Caps

FINISH · MOUNTING · HEIGHT	ART. NO.
traffic white RAL 9016 · front · 900 mm	BO 5404000
traffic white RAL 9016 · side · 900 mm	BO 5404001
traffic white RAL 9016 · front · 1000 mm	BO 5404002
traffic white RAL 9016 · side · 1000 mm	BO 5404003
traffic white RAL 9016 · front · 1100 mm	BO 5404004
traffic white RAL 9016 · side · 1100 mm	BO 5404005
anthracite grey RAL 7016 · front · 900 mm	BO 5404006
anthracite grey RAL 7016 · side · 900 mm	BO 5404007
anthracite grey RAL 7016 · front · 1000 mm	BO 5404008
anthracite grey RAL 7016 · side · 1000 mm	BO 5404009
anthracite grey RAL 7016 · front · 1100 mm	BO 5404010
anthracite grey RAL 7016 · side · 1100 mm	BO 5404011
aluminium-coloured anodised · front · 900 mm	BO 5404012
aluminium-coloured anodised · side · 900 mm	BO 5404013
aluminium-coloured anodised · front · 1000 mm	BO 5404014
aluminium-coloured anodised · side · 1000 mm	BO 5404015
aluminium-coloured anodised · front · 1100 mm	BO 5404016
aluminium-coloured anodised · side · 1100 mm	BO 5404017

Glass thickness 12.76 - 13.52 mm



Lyon French Balcony 16.76 - 17.52 mm



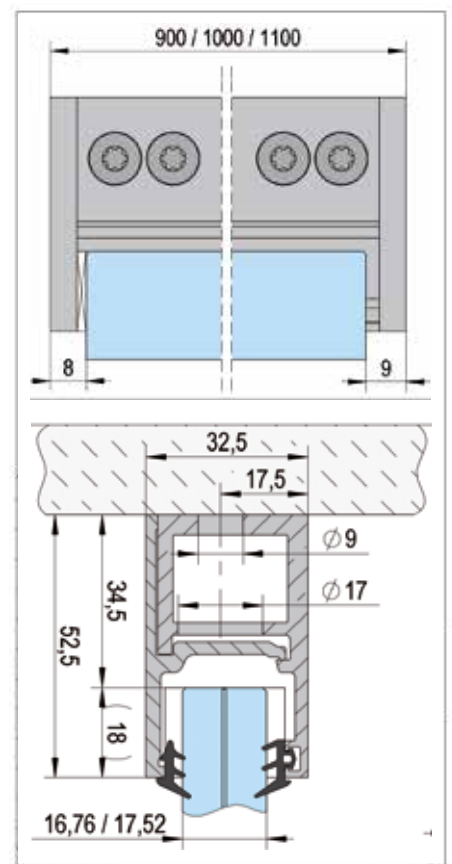
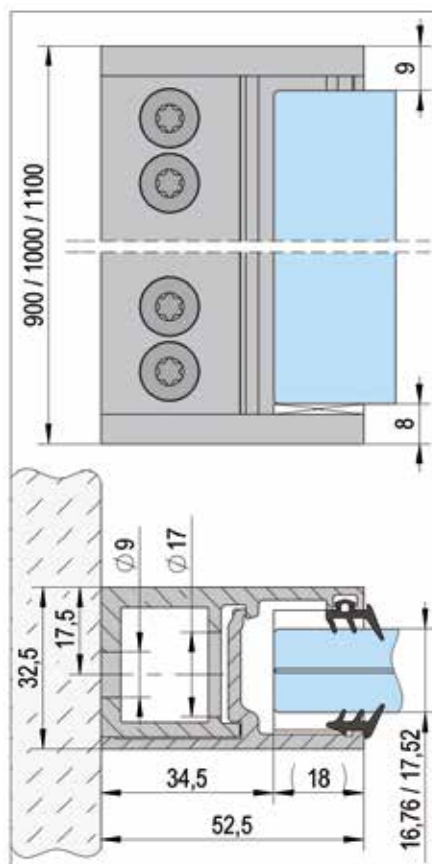
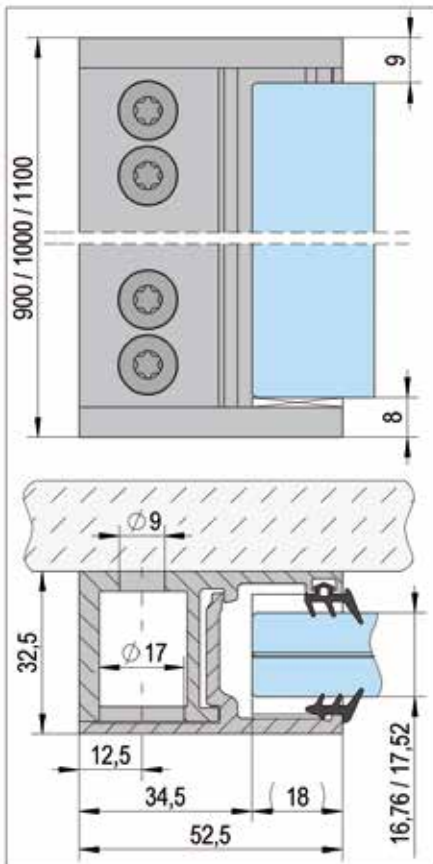
i Glass thicknesses 16.76 - 17.52 mm (further glass thicknesses upon request) · Standard profile heights: 900 mm, 1000 mm and 1100 mm (special heights upon request) · Installation length of up to 4 metres (please take any external forces into consideration) · Front or side mount (or combination of both) · Basic profile made of anodised aluminium · Standard finishes RAL 7016, RAL 9016 and aluminium colour anodised (special colours upon request) · Rail load 1.0 kN (UK: 0,74 kN) · Please note the test certificate and the structural analysis. · Please make sure to mount the window frame according to the "Fall Prevention Components" ETB Guideline.

INCLUDED IN DELIVERY:

- 2x Base profile
- 2x Clip-on Profile
- 1x Rubber seal set
- 1x End Caps

FINISH · MOUNTING · HEIGHT	ART. NO.
traffic white RAL 9016 · front · 900 mm	BO 5404020
traffic white RAL 9016 · side · 900 mm	BO 5404021
traffic white RAL 9016 · front · 1000 mm	BO 5404022
traffic white RAL 9016 · side · 1000 mm	BO 5404023
traffic white RAL 9016 · front · 1100 mm	BO 5404024
traffic white RAL 9016 · side · 1100 mm	BO 5404025
anthracite grey RAL 7016 · front · 900 mm	BO 5404026
anthracite grey RAL 7016 · side · 900 mm	BO 5404027
anthracite grey RAL 7016 · front · 1000 mm	BO 5404028
anthracite grey RAL 7016 · side · 1000 mm	BO 5404029
anthracite grey RAL 7016 · front · 1100 mm	BO 5404030
anthracite grey RAL 7016 · side · 1100 mm	BO 5404031
aluminium-coloured anodised · front · 900 mm	BO 5404032
aluminium-coloured anodised · side · 900 mm	BO 5404033
aluminium-coloured anodised · front · 1000 mm	BO 5404034
aluminium-coloured anodised · side · 1000 mm	BO 5404035
aluminium-coloured anodised · front · 1100 mm	BO 5404036
aluminium-coloured anodised · side · 1100 mm	BO 5404037

Glass thickness 16.76 - 17.52 mm



Lyon French Balcony 20.76 - 21.52 mm



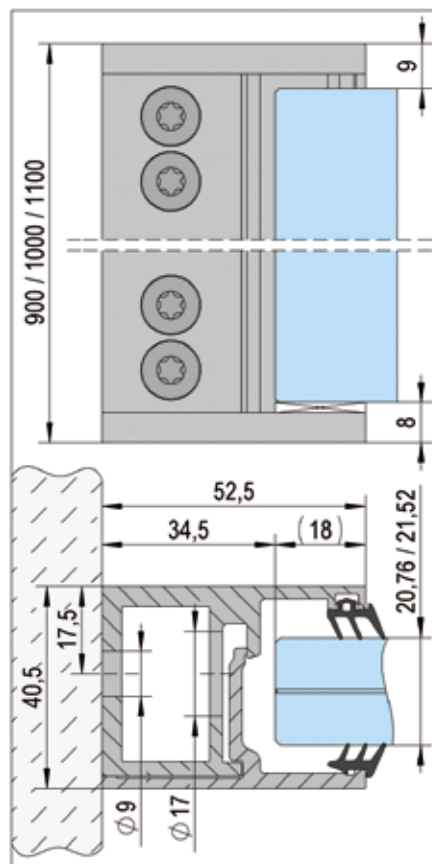
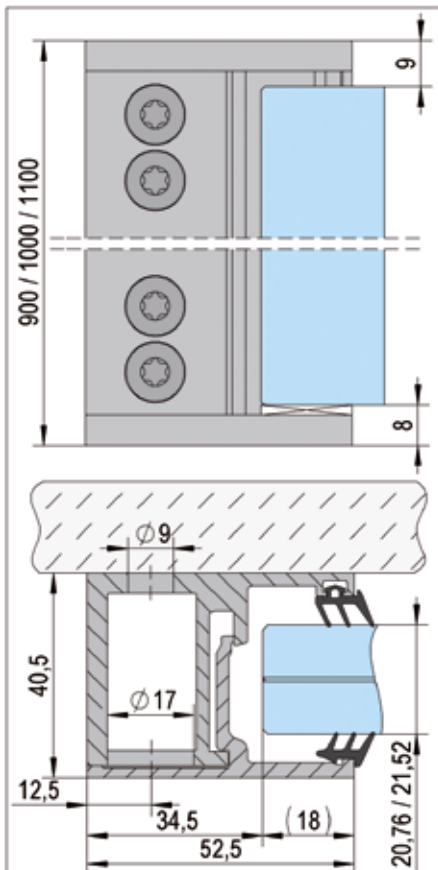
i Glass thicknesses 20.75 - 21.52 mm (further glass thicknesses upon request) · Standard profile heights: 900 mm, 1000 mm and 1100 mm (special heights upon request) · Installation length of up to 4 metres (please take any external forces into consideration) · Front or side mount (or combination of both) · Basic profile made of anodised aluminium · Standard finishes RAL 7016, RAL 9016 and aluminium colour anodised (special colours upon request) · Rail load 1.0 kN (UK: 0,74 kN) · Please note the test certificate and the structural analysis. · Please make sure to mount the window frame according to the "Fall Prevention Components" ETB Guideline.

INCLUDED IN DELIVERY:

- 2x Base profile
- 2x Clip-on Profile
- 1x Rubber seal set
- 1x End Caps

FINISH · MOUNTING · HEIGHT	ART. NO.
traffic white RAL 9016 · front · 900 mm	BO 5404060
traffic white RAL 9016 · side · 900 mm	BO 5404061
traffic white RAL 9016 · front · 1000 mm	BO 5404062
traffic white RAL 9016 · side · 1000 mm	BO 5404063
traffic white RAL 9016 · front · 1100 mm	BO 5404064
traffic white RAL 9016 · side · 1100 mm	BO 5404065
anthracite grey RAL 7016 · front · 900 mm	BO 5404066
anthracite grey RAL 7016 · side · 900 mm	BO 5404067
anthracite grey RAL 7016 · front · 1000 mm	BO 5404068
anthracite grey RAL 7016 · side · 1000 mm	BO 5404069
anthracite grey RAL 7016 · front · 1100 mm	BO 5404070
anthracite grey RAL 7016 · side · 1100 mm	BO 5404071
aluminium-coloured anodised · front · 900 mm	BO 5404072
aluminium-coloured anodised · side · 900 mm	BO 5404073
aluminium-coloured anodised · front · 1000 mm	BO 5404074
aluminium-coloured anodised · side · 1000 mm	BO 5404075
aluminium-coloured anodised · front · 1100 mm	BO 5404076
aluminium-coloured anodised · side · 1100 mm	BO 5404077

Glass thickness 20.76 - 21.52 mm



Lyon to suit 25.5mm glass available to special order

Wood Screws ASSY 3.0 SK



DESCRIPTION	ART. NO.
Size 6 x 60 mm	BO 5404042
Size 6 x 80 mm	BO 5404043
Size 6 x 100 mm	BO 5404044
Window profile material	Wood

i Stainless steel 2A · With large screw head and partial thread · Especially suitable for screw-fixing two elements (the two connected elements are pulled together by the screw), for exterior applications and humid environments · Partial thread/wood screw thread · Approval ETA-11/0190 · Coniferous wood or materials made of coniferous wood must be screw-fixed without pre-drilled holes. · When screw-fixing hardwood, the wood must be pre-drilled as per ETA-11/0190.

Facade Fixing Screw Piasta



DESCRIPTION	ART. NO.
Size 6 x 50 mm	BO 5404045
Size 6 x 75 mm	BO 5404046
Size 6 x 90 mm	BO 5404047
Window profile material	plastic

i Self-drilling · Stainless steel 2A · With hexagon head · With \varnothing 14 mm stainless steel gasket and weather-resistant 3 mm EPDM seal · With German Technical Approval (AbZ) and ETA approval · Material thickness to be perforated, max. 2 x 1.5 mm or 1 x 2.0 mm

Facade Fixing Screw Faba A



DESCRIPTION	ART. NO.
Size 6.5 x 45 mm	BO 5404048
Size 6.5 x 50 mm	BO 5404049
Size 6.5 x 64 mm	BO 5404050
Size 6.5 x 75 mm	BO 5404051
Size 6.5 x 90 mm	BO 5404052
Size 6.5 x 100 mm	BO 5404053
Size 6.5 x 115 mm	BO 5404054
Window profile material	plastic

i Stainless steel 2A · With hexagon head · With \varnothing 16 mm stainless steel gasket and weather-resistant EPDM seal · With German Technical Approval (AbZ) and ETA approval · For steel substructures <2 mm · For a steel core thickness of 1.25 mm, a 4.5 mm hole must be pre-drilled. · For a steel core thickness between 1.25 mm and 2.0 mm, a 5.0 mm hole must be pre-drilled.

An overview of fastening screws on different plastic profiles can be found here:

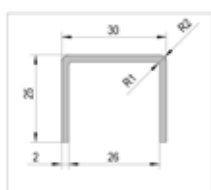


HANDRAILS



Square Handrails for Glass Thicknesses between 12.00 - 21.52 mm

Handrail



- Please use rubber profiles BO 5403314 - BO 5403319
- Tested as per DIN 18008 part 4

LENGTH	FINISH	ART. NO.	SALES UNIT
2500 mm	Stainless steel V2A	BO 5403310	1 x
5000 mm	Stainless steel V2A	BO 5403311	1 x

Corner Clamp 90°



- For handrail BO 5403310 / BO 5403311 • Please use rubber profiles BO 5403314 - BO 5403319

DIMENSIONS	FINISH	ART. NO.	SALES UNIT
W: 30 x H: 25 mm	Stainless steel V2A	BO 5403312	1 x

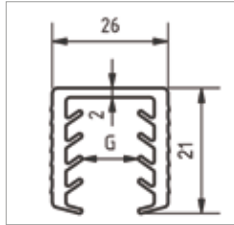
End Cap



- For handrail BO 5403310 / BO 5403311 • Please use rubber profiles BO 5403314 - BO 5403319

DIMENSIONS	FINISH	ART. NO.	SALES UNIT
W: 30 x H: 25 mm	Stainless steel V2A	BO 5403313	1 x

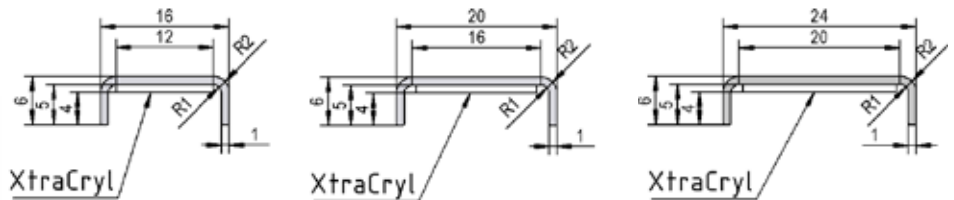
Rubber Profile



- For handrail BO 5403310 / BO 5403311

LENGTH	12 - 13.52 mm	15 - 17.52 mm	19 - 21.52 mm	SALES UNIT
5000 mm	BO 5403315	BO 5403317	BO 5403319	1 x
25000 mm	BO 5403314	BO 5403316	BO 5403318	1 x

Glass Edge Protecting Profile

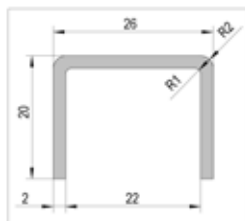


- Finish stainless steel V4A
- Self-adhesive with XtraCryl

LENGTH	12 - 13.52 mm	15 - 17.52 mm	19 - 21.52 mm	SALES UNIT
2500 mm	BO 5403300	BO 5403302	BO 5403304	1 x
5000 mm	BO 5403301	BO 5403303	BO 5403305	1 x

Square Handrails for Glass Thicknesses between 12.00 - 17.52 mm

Handrail



- Please use rubber profiles BO 5403324 - BO 5403327
- Tested as per DIN 18008 part 4

LENGTH	FINISH	ART. NO.	SALES UNIT
2500 mm	Stainless steel V2A	BO 5403320	1 x
5000 mm	Stainless steel V2A	BO 5403321	1 x

Corner Clamp 90°



- For handrail BO 5403320 / BO 5403321
- Please use rubber profiles BO 5403324 - BO 5403327

DIMENSIONS	FINISH	ART. NO.	SALES UNIT
W: 26 x H: 20 mm	Stainless steel V2A	BO 5403322	1 x

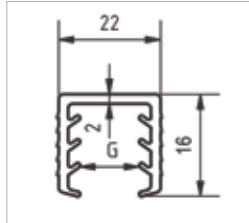
End Cap



- For handrail BO 5403320 / BO 5403321
- Please use rubber profiles BO 5403324 - BO 5403327

DIMENSIONS	FINISH	ART. NO.	SALES UNIT
W: 26 x H: 20 mm	Stainless steel V2A	BO 5403323	1 x

Rubber Profile

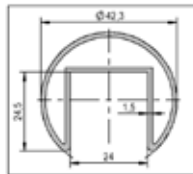


- For handrail BO 5403320 / BO 5403321

LENGTH	12 - 13.52 mm	15 - 17.52 mm	SALES UNIT
5000 mm	BO 5403325	BO 5403327	1 x
25000 mm	BO 5403324	BO 5403326	1 x

Round Handrails for Glass Thicknesses between 12 - 21.52 mm

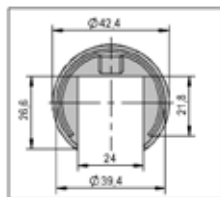
Handrail



- Please use rubber profiles BO 5403337 - BO 5403342

LENGTH	FINISH	ART. NO.	SALES UNIT
2500 mm	Stainless steel V2A	BO 5403330	1 x
5000 mm	Stainless steel V2A	BO 5403331	1 x

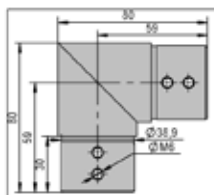
Tube Connector, straight



- For handrails BO 5403330 / BO 5403331
- Can be bonded with metal adhesive

DIAMETER	FINISH	ART. NO.	SALES UNIT
D = \varnothing 42.4 mm	Stainless steel V2A	BO 5403332	1 x

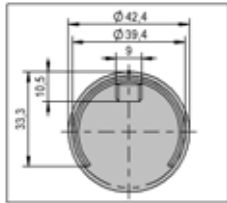
Tube Connector, 90° corner



- For handrails BO 5403330 / BO 5403331
- Can be bonded with metal adhesive

DIAMETER	FINISH	ART. NO.	SALES UNIT
D = \varnothing 42.4 mm	Stainless steel V2A	BO 5403333	1 x

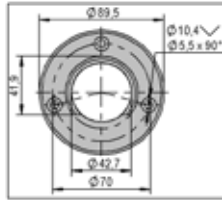
End Cap, flat



- For handrails BO 5403330 / BO 5403331
- Can be bonded with metal adhesive

DIAMETER	FINISH	ART. NO.	SALES UNIT
D = \varnothing 42.4 mm	Stainless steel V2A	BO 5403334	1 x

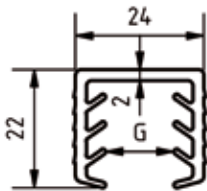
Wall Connector



- For handrails BO 5403330 / BO 5403331
- Facilitates load distribution of glass balustrades
- Optional, not required as per General Building Inspection Test Certificate (AbP)

DIAMETER	FINISH	ART. NO.	SALES UNIT
d = 90 mm / \varnothing 42.4 mm	Stainless steel V2A	BO 5403336	1 x

Rubber Profile



- For handrails BO 5403330 / BO 5403331

LENGTH	12 - 13.52 mm	15 - 17.52 mm	19 - 21.52 mm	SALES UNIT
5000 mm	BO 5403338	BO 5403340	BO 5403342	1 x
25000 mm	BO 5403337	BO 5403339	BO 5403341	1 x

HANDLING

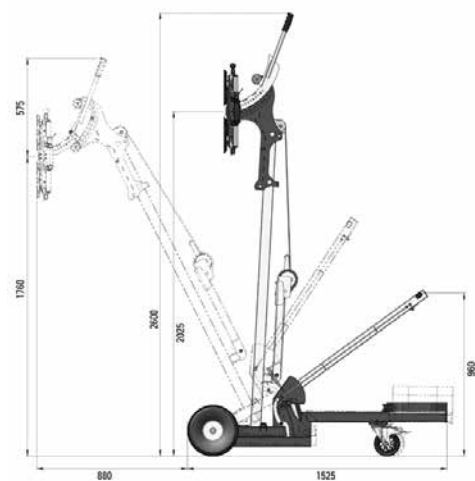


Liftmaster B1 Lifting System

The tendency towards increasingly larger glass constructions in architecture and the growing use of 2-gap insulating glass pose new challenges for glass processors and assemblers: Elements which could previously be moved by two people have now become so heavy that they can hardly be transported manually on site or within company premises any longer. With the Liftmaster B1 Bohle has developed an innovative handling and mounting aid which enables transporting objects of up to 180 kg such as glass panes, window elements or metal and stone sheets easily and safely - by only one person.



LOAD CAPACITY	ART. NO.
180 kg	BO 88.01



i Manual pumping · Length 1200 mm · Height 1950 mm · Width 800 mm (with extended axles for widening the gauge 1.1 m) · Includes vacuum lifter: can be rotated by 360° · can be removed very easily and used separately together with a crane · has a dual circuit vacuum system with 4 suction pads · is very flat and compact · is equipped with a vacuum indicator for monitoring the vacuum · the vacuum is generated via a hand pump, therefore ready for use at all times (no previous charging of batteries required) · weight of the lifting equipment approx. 22 kg



Safe, simple, fast in use:
The innovative handling and assembly aid from Bohle.
Take a look for yourself!

Double Tyres Liftmaster B1



i Twin tyres for Liftmaster B1 (BO 88.01) for self-assembly

DESCRIPTION	ART. NO.
Double Tyres Liftmaster B1	SP 88.027



Spacer for Vacuum Pad Lifter B18DM4 (GS)



DESCRIPTION	ART. NO.
Spacer	SP 88.028

i For applications on window elements with transoms or sash elements. Increasing the distance between the suction surface and the lifter body by approx. 50 mm.

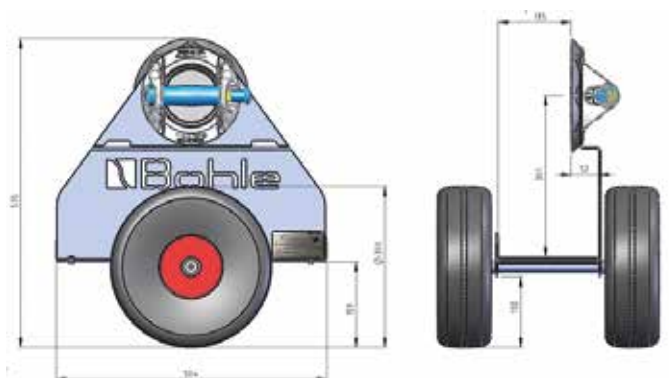
Veribor® Trolley with suction lifter

The portable and highly manoeuvrable mounting aid for interior and exterior applications greatly facilitates handling gastight materials such as, for example, glass panes or flagstones, and is a true all-rounder. Thanks to the integrated Veribor suction lifter, the load is safely attached even on rough terrain. Trolley comes with two tension belts for increased transport safety which are even suitable for transporting gas permeable materials. In addition, a notch in the plate enables transporting windows.



i Height 575 mm · Width 410 mm · Load capacity up to 300 kg · Minimum thickness of transported goods 3 mm · Maximum height of transported goods 2000 mm · Maximum length of transported goods 3000 mm

DESCRIPTION	ART. NO.
Veribor Trolley	BO 680.0
Load capacity	300 kg



VetroLevel Fixing Aid with integrated spirit level

VetroLevel enables the quick horizontal positioning of glass panes. Fasten the little helper in a way that you can keep an eye on it during installation. The proven vacuum technology of the Veribor® suction pad holds it safely in place. Now you have both hands free to comfortably align the glass pane without the need for a spirit level. VetroLevel therefore ideally supports the installation of VetroMount® and is also perfectly suited for mounting all-glass showers or partition walls.



DESCRIPTION	ART. NO.
VetroLevel Fixing Aid	BO 5140450
Suction pad	ø 90 mm



i Veribor® suction pad can be attached to all smooth and gastight surfaces

Veribor® pump-activated suction lifter made of plastic in Carrying Case

The Veribor® pump-activated suction lifter BO 601G is a real design highlight – with regards to both appearance and comfort. It is equipped with a vacuum indicator clearly visible from a distance, as well as with numerous functional details. Thanks to the high-quality pump mechanism, the vacuum can be generated especially quickly. On the other hand, the optimised valve button enables a faster ventilation to release the vacuum. As a result, the vacuum lifter can be attached better to the material and loosened quicker after use. An elevated gripping area enables highest carrying comfort. In addition, a plastic ring above the rubber pad provides additional stability and safety. The BO 601G pump-activated suction lifter is suited for heavy loads up to 120 kg and can be used on all materials and objects with gastight surfaces. The high quality of this product has been confirmed by TÜV (German Technical Inspection Agency) by granting it the GS sign.



DESCRIPTION	ART. NO.
Veribor® pump-activated suction lifter	BO 601G
Load capacity	120 kg
Lifting direction	parallel
Material of Suction Lifter	plastic
Suction pad	ø 213 mmV

Veribor® 2-cup suction lifter made of plastic

Safe grip and highest carrying comfort. The Veribor® 2-cup suction lifter convinces due to its large, non-slip gripping area and lies perfectly in your hand. The levers have an ergonomic and user-friendly design. Their wide surface enables optimum force absorption. The high-quality, PAH-free rubber pads in proven Bohle quality are a positive development from previous models. They are dimensionally stable but still soft enough to adapt to the surface during vacuum generation. The 2-cup suction lifter is suited for loads of up to 50 kg (two-fold safety factor) and can be used for all materials and objects with gastight surfaces.



DESCRIPTION	ART. NO.
Standard version	BO 602.1G
stainless design	BO 602.11G
Load capacity	50 kg
Lifting direction	parallel
Material of Suction Lifter	plastic
Suction pad	ø 120 mm

ABOUT BOHLE

Bohle Group has its roots in the world of glass. Looking back on 100-year history, Bohle – being a developer, manufacturer and supplier of glass balustrades, sliding door applications, shower door hardware, and products for all glass processing and finishing needs – stands out due to its unique expertise in everything concerning glass.

Today, the family company, founded in 1923 as a one-man business, is represented at 15 locations in Germany and abroad with almost 400 employees. Quality is the leading principle at Bohle – in every area. The company lives up to this principle, for example by developing a large part of its products in-house and manufacturing them in Germany.

KEY



Rail load: 1.5 kilonewton



Basic profile without cover, structural connection and/or floor connection profiles



Basic profile with cover, structural connection and/or floor connection profiles



Profile drainage possible



Optional integration of LED illumination



Suitable for staircases



The General Building Inspection Test Certificate (AbP) is a proof of usability for non-regulated construction products and construction types according to the regional building regulations of the German federal states. Pursuant to the building and safety regulations, only products with a General Building Inspection Test Certificate must be used in construction.



The French test certificate is issued by the Centre Scientifique et Technique du Bâtiment (CSTB). This inspection authority is a technical and scientific institution inspecting the degree of safety and quality of innovative construction technologies.



The British Standard, issued by the British Standards Institution, BSI, includes the use of barriers and guardrails. This also comprises, among other things, the minimum heights and load limits laid down in building regulations and the BS 6180 standard.



The technical building regulations of Spain (Código Técnico de la Edificación) regulate the safety and habitability of buildings according to the Spanish Building Act.



Apart from the General Building Inspection Test Certificate, a structural calculation is required testing the glass balustrade, among other things, with respect to design, construction, material or loads. A so-called structural analysis is already available for many VetroMount® applications.



The Italian test procedure for fall protections made of glass inspects, among other things, the resistance to linear static loads, dynamic loads and overloads.



In the Netherlands, an inspection of balustrade systems according to NEN-EN 1991-1-1 is required. This inspection also includes a test of general actions on structures – density, self-weight, and imposed loads for buildings.



The Austrian standard evaluates the fall protection effect of a parapet glazing fastened to the lower glass edge. Part three in particular deals with vertical glazing and the fall protection function.



The South African inspection procedure is aligned to the German General Building Inspection Test Certificate (AbP). During the testing process, the dynamic load is evaluated with the aid of a pendulum test.



The Swiss SIA standards 261:2014, 358:2010 and 261:2003 regulate the current state of the art for fall protections. They can be found in many building regulations.



The American Standard ICC Evaluation Service (ICC-ES) leads the industry in conducting technical evaluations of building products, materials, and systems for compliance.

All certificates are available online at: www.bohle.com

This catalogue and all descriptions and technical notes and explanations contained therein have been compiled to the best of our knowledge. However, we will not assume any warranty for printing mistakes and for the topicality of the contents. Construction images serve for illustration purposes only. The implementation of a building project is subject to the applicable provisions and building regulations of the respective country. In addition, this catalogue is protected by copyright. The further use of these contents is not permitted without the written confirmation of Bohle AG.



Bohle Ltd.

Fifth Avenue
Tameside Park
Dukinfield
Cheshire, SK16 4PP

T +44 161 3421100
F +44 161 3440111
Freephone Number: 0800 616151

info@bohle.ltd.uk
www.bohle.com

 Bohle