

House and Property Interior



Contents

Welcome to Dallmer 4

Products

Floor drains 8

Series 10 drain bodies, gratings, complete drains and accessories 10

Series 15 drain bodies, gratings, complete drains and accessories 28

Series 10 and Series 15 gratings, refurb gratings 48

Fire protection for floor drains 54

Shower traps 60

Traps 72

Urinal traps 74

Concealed traps for washing appliances 78

Concealed traps for washbasins, traps for vanity units 86

Tubular/spacesaver traps, traps for washing appliances,
bottle traps 92

Condensate traps/traps for air-conditioners 106

Pipe technology accessories 112

Rodding eyes 114

HT/SML pipe couplings, adapters 118

Pipe sleeves, pipe seals, sealing sleeves 124

WC connections 128

Air-admittance valves 134

Anti-flooding valves and cellar drains 144

Anti-flooding valves 146

Cellar drains with anti-flooding valve 156

Cellar drains without anti-flooding valve 160

Service 168

Innovative engineering for
innovative architecture.


Some drainage solutions offer just that little bit more. They increase the comfort, value and safety of your house and property – and Dallmer specialises in products and systems that do just that.

Dallmer offers highly innovative solutions that stand out from the crowd thanks to their multi-award-winning designs, flawless workmanship and advanced technology. Products and systems based on 100 years of experience and expertise.

Covering the whole gamut of drainage requirements, Dallmer products for interiors range from modular systems for floor drains, fire and sound-insulating structural elements, basin traps and air-admittance valves right through to sensor-controlled anti-flooding valves. Take a closer look at our pioneering solutions for house and property. Discover the difference.

Whether you are working on a new build or a renovation project:
our innovative drainage products offer the perfect solution.

DALLMER

A photograph of a modern architectural courtyard. The walls are made of light-colored, textured stone or concrete. A wooden door with vertical slats is set into a wall of dark wood slats. Above the door is a horizontal window. The courtyard floor is made of dark wood slats. In the foreground, there is a planter box with green plants. The sky is blue.

Everything you need
for flawless results.

Dallmer is your partner



Management: Johannes Dallmer, Yvonne Dallmer, Harry Bauermeister

To achieve perfection, all the components and all the details must be just right. This applies not only to planning and implementation, but also to the installed products and systems. Our drainage solutions for home and property ensure that you can meet the highest demands of your customers. Because Dallmer has a long tradition of innovation – from the development of our CeraDrain drainage system through to our multi-award-winning CeraLine, CeraWall and CeraFloor shower channels for level-access showers.

This brochure is designed to give you an overview of our products and systems for interiors, so read on to find out more about our floor drains and shower traps, appliance traps, pipe technology, anti-flooding valves and cellar drains. At the end of the brochure, you will also find an overview of our support services which can help you with those everyday chores.

Dallmer is a family-run company that is now in its third and fourth generation. Proximity and personal contact are an integral part of our company philosophy. We are the partner that offers the support you need – so if you don't find what you're looking for on the following pages, please do not hesitate to contact us and we will do our best to offer a customised solution tailored exactly to your requirements.

Harry Bauermeister

Maximum design flexibility – with solutions from Dallmer

*Innovative products and systems
offer endless design options*

Great architecture does not compromise on form, function and quality. Every detail is deliberated, every solution is the best possible. The "Harbour House" – a creation of the interior designers and architects of KEGGENHOFF | PARTNER – is an impressive example of this school of thought. At first glance, this villa, located in Porto Portals on Majorca, offers no hint of the impressive spatial dimensions and composition hidden behind its somewhat unobtrusive façade. A well-proportioned protruding wall that can be reached via stairs marks the entrance to the house while the gentle transition from natural stone to wood ensures a smooth continuity between the outdoor and indoor space. Once inside, it's hard not to be impressed by the exceptional interior design – from the spacious lounge overlooking the hustle and bustle of the bay to the exclusive wellness area.

As with the "Harbour House" – which was honoured with an award, among others, within the framework of the BDIA German Interior Design Awards – THE KEGGENHOFF | PARTNER Architects office regularly uses drainage solutions from Dallmer. Architects and interior designers use our products and systems in a variety of ways: either intentionally exposed as distinct architectural design elements, or as discreet, concealed items, which ensures there is no interruption to the sleek lines of the bathroom interior.

Design flexibility is the name of the game. And the huge and diverse range of innovative Dallmer products and systems for drainage offer just that. As well as our award-winning floor drains, we also offer our classic range of traps, which combine maximum functionality and top-quality workmanship with exceptional design, thus enabling installation

beneath the washbasin, as a concealed behind-the-wall assembly or as an ultra-space-saving solution for wheelchair accessible washstands in barrier-free bathrooms.

Or choose the Dallmer air-admittance valves, such as our compact DallVent WE version, for wall installation in both brick and dry wall constructions. Cutting-edge technology in an attractive design that requires very little space. And all in the renowned Dallmer quality.

Our expertise and experience is also incorporated in our innovative anti-flooding valves and cellar drains. And with good reason: to date, no public sewer system has been designed in such a way that it can easily drain off extreme volumes of water, such as those occurring after cloudbursts or thunderstorms. Which is why municipal drainage statutes generally stipulate that all rooms and courtyards below backflow level require permanent protection against backflow.

With this in mind, Dallmer has been offering outstanding solutions for many years, such as cellar drains with two self-closing stainless steel flaps, shut-off devices for continuous pipelines (Stausafe) and automatic anti-flooding valves.

So whether you are looking for floor drains, shower traps, appliance traps, pipe technology, air-admittance valves, anti-flooding valves or cellar drains, look no further – because whether you are working on a new-build or a renovation project, Dallmer offers the best possible drainage solutions.

We would be very happy to provide you with further information regarding our products and systems for outdoors.



Award-winning architecture from
KEGGENHOFF | PARTNER



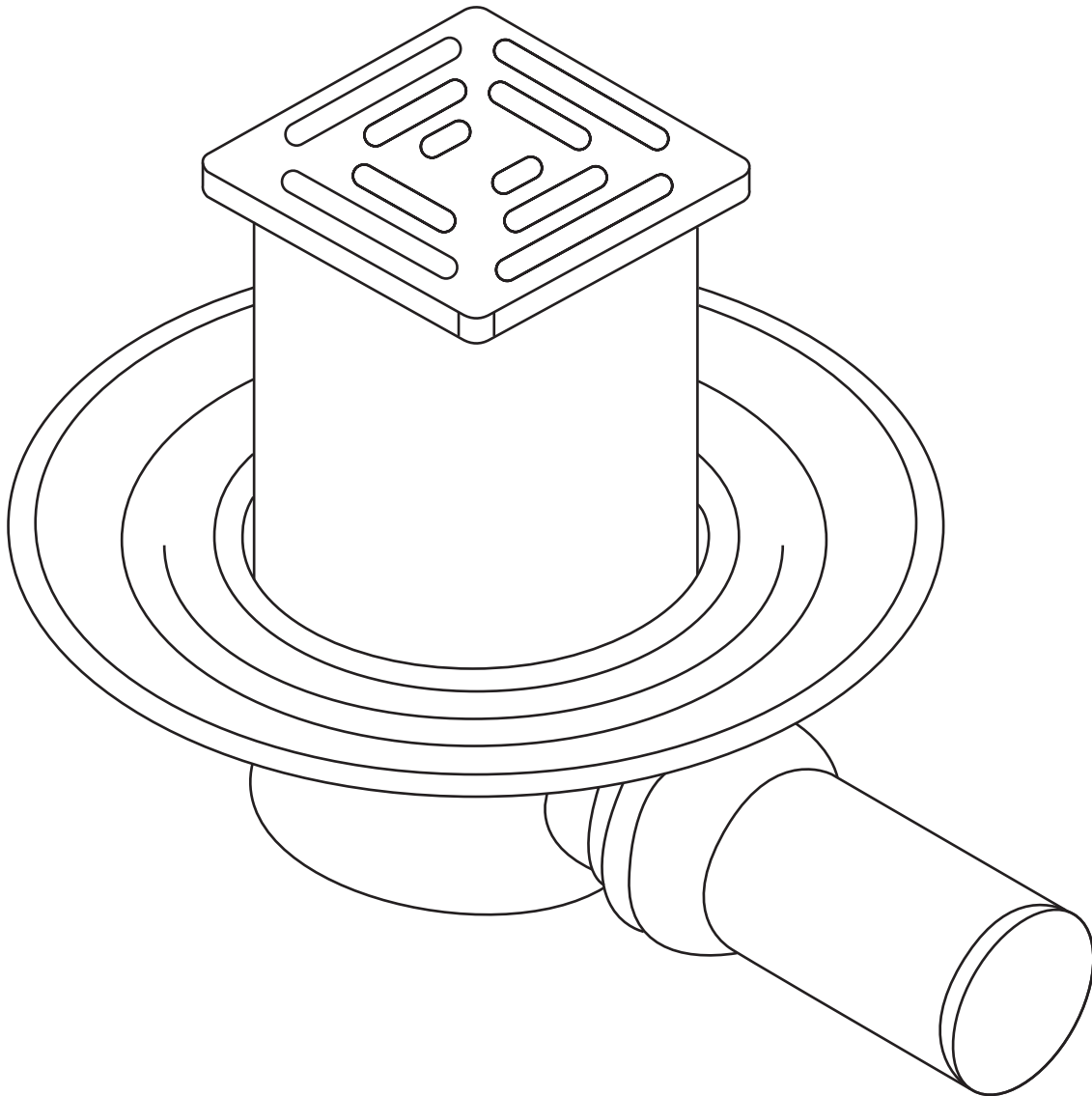
The "Harbour House" offers an inspiring seamless outdoor/indoor transition



When every last detail is spot on



Floor drains



Series 10 drain bodies, gratings, complete drains and accessories 10

Series 15 drain bodies, gratings, complete drains and accessories 28

Series 10 and Series 15 gratings, refurb gratings 48

Fire protection for floor drains 54



Floor drains

Series 10 drain bodies, gratings, complete drains and accessories

Floor drains for occasional cleaning purposes in accordance with DIN 1986 Part 100. The sealing layer protects against rising ground moisture in accordance with DIN 18195. DallBit versions of our drain bodies are factory-fitted with a high-quality polymer bitumen welded sheet with elastomer properties making them perfectly prepared for the connection of bituminous seals: in order to ensure the best possible adhesion between the drain and the welded sheet collar, the drain flange and the welded sheet are pre-treated under ideal conditions and mechanically connected to each other.

Technical specifications

DALLMER polymer bitumen collar:
 High-quality elastomer annealed coating.
 Gauge: 5.0 mm
 Reinforcement: Polyester fleece, hardened with binding agent
 Heat stability: up to +130°C
 Cold bending behaviour: up to -20°C
 Heat resistance: heat-resistant up to +250°C (mastic asphalt)
 Softening point: +151°C without heat shield, to be installed under mastic asphalt

Series 10 floor drains, modular system

Module 1

Series 10 complete grating



ECS 10 grating
 100 × 100 mm,
 screw connection, stainless steel 1.4404, solid 5 mm

Product no. 510020



EC 10 grating
 100 × 100 mm

Product no. 510013

ECN 10 grating
 100 × 100 mm,
 screw connection

Product no. 510082



E 10 grating
 100 × 100 mm,
 ABS frame

Product no. 510006

EN 10 grating
 100 × 100 mm,
 ABS frame, screw connection

Product no. 510044



KE 10 grating
 150 × 150 mm,
 ABS frame

Product no. 510051

KEN 10 grating
 150 × 150 mm,
 ABS frame, screw connection

Product no. 510099



SEC 10 grating
 150 × 150 mm,

Product no. 510105

SEN 10 grating
 150 × 150 mm,
 screw connection

Product no. 510136

SES 10 grating
 150 × 150 mm,
 screw connection,
 stainless steel 1.4404,
 solid 5 mm

Product no. 510143



Module 2

Drain body
 Series 10



40 S drain body*
 DN 50

Product no. 405128



42 S drain body*
 DN 50

Product no. 420022



42/3 drain body*
 With 3 DN 40 feeds
 DN 50

Product no. 421722



46 drain body*
 DN 50

Product no. 460059

Modular system for floor drains, series 10

DALLMER floor drain body type 40

conforming to DIN EN 1253
outlet DN 50 vertical

SPECIFICATION



- removable trap insert, 50 mm water seal
- temporary blanking plate


► floor drain body type 40 S
polypropylene

► floor drain body type 40 PE
polyethylene

FLOW RATE TESTED TO DIN EN 1253 (with 20 mm water over grate)

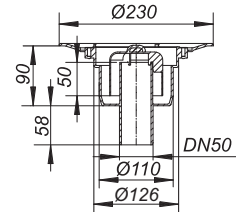
	Required	Dallmer
DN 50	0,8 l/s	1,34 l/s
DN 50/OD 50	0,8 l/s	1,34 l/s

ITEM	DN	PART NO.
 floor drain body type 40 S	DN 50	405128
 floor drain body type 40 PE	DN 50/OD 50	405135

 Fire protection system 2 (Part No. 515025) applicable.



floor drain body type 40 S



recess size: 150 x 180 mm
core drill: d: 130 mm

DALLMER floor drain body type 40 DallBit

conforming to DIN EN 1253
with d: 420 mm collar of 5.0 mm thick bituminous membrane, welded to the flange
and secured with stainless steel clamp ring.
outlet DN 50 vertical

SPECIFICATION


- removable trap insert, 50 mm water seal
- temporary blanking plate


MATERIAL

polypropylene

FLOW RATE TESTED TO DIN EN 1253 (with 20 mm water over grate)

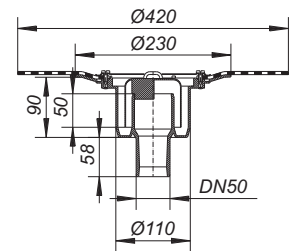
	Required	Dallmer
DN 50	0,8 l/s	1,34 l/s

ITEM	DN	PART NO.
 floor drain body type 40 DallBit	DN 50	405227

 Fire protection system 2 (Part No. 515025) applicable.



floor drain body type 40 DallBit



recess size: 150 x 180 mm
core drill: d: 130 mm

The outlet connector can be supplied in ABS to suit British Standard sizes and PE-HD conforming to DIN EN 1519. Please enquire.

Modular system for floor drains, series 10

DALLMER floor drain body type 42

outlet DN 50 horizontal, with ball-joint, adjustable 0 – 15 degrees

SPECIFICATION

- removable trap insert, 30 mm water seal
- temporary blanking plate

MATERIAL

polypropylene

- ▶ floor drain body type 42 S, inlet DN 40 with DN 40 side inlet
- ▶ floor drain body type 42/3, 3 inlets DN 40 with three DN 40 side inlets
- ▶ floor drain body type 42 S, without inlet without side inlet

FLOW RATE TESTED TO DIN EN 1253 TAB. 3, (with 20 mm water over grate), conforming to DIN EN 274

	Required	Dallmer
DN 50	0,4 l/s	0,62 l/s

ITEM	DN	PART NO.
floor drain body type 42 S, inlet DN 40	DN 50	420022
floor drain body type 42/3, 3 inlets DN 40	DN 50	421722
floor drain body type 42 S, without inlet	DN 50	420060

DALLMER floor drain body type 42 DallBit

With d: 420 mm collar of 5.0 mm thick bituminous membrane, welded to the flange and secured with stainless steel clamp ring.

outlet DN 50 horizontal, with ball-joint, adjustable 0 – 15 degrees

SPECIFICATION

- removable trap insert, 30 mm water seal
- temporary blanking plate
- DN 40 side inlet

MATERIAL

polypropylene

FLOW RATE TESTED TO DIN EN 1253 TAB. 3, (with 20 mm water over grate), conforming to DIN EN 274

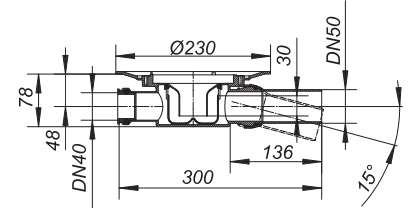
	Required	Dallmer
DN 50	0,4 l/s	0,62 l/s

ITEM	DN	PART NO.
floor drain body type 42 DallBit, inlet DN 40	DN 50	422026

The outlet connector can be supplied in ABS to suit British Standard sizes and PE-HD conforming to DIN EN 1519. Please enquire.



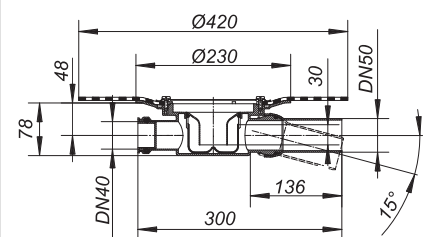
floor drain body type 42 S, inlet DN 40



recess size: 180 x 350 mm



floor drain body type 42 DallBit, inlet DN 40



recess size: 180 x 350 mm

Modular system for floor drains, series 10

DALLMER floor drain body type 46 S, DN 40 side inlet
 conforming to DIN EN 1253
 outlet DN 50 horizontal, with ball-joint, adjustable 0 – 15 degrees

SPECIFICATION

- DN 40 side inlet
- removable trap insert, 50 mm water seal
- temporary blanking plate

MATERIAL

polypropylene

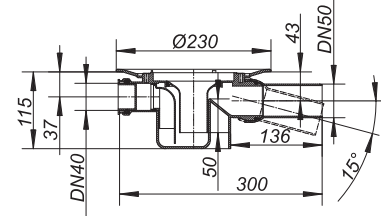
FLOW RATE TESTED TO DIN EN 1253 (with 20 mm water over grate)

	Required	Dallmer
DN 50	0,8 l/s	0,81 l/s

ITEM	DN	PART NO.
floor drain body type 46 S, inlet DN 40	DN 50	460059



floor drain body type 46 S, inlet DN 40



recess size: 180 x 350 mm

DALLMER floor drain body type 46 DallBit, DN 40 side inlet
 conforming to DIN EN 1253
 With d: 420 mm collar of 5.0 mm thick bituminous membrane, welded to the flange and secured with stainless steel clamp ring.
 outlet DN 50 horizontal, with ball-joint, adjustable 0 – 15 degrees

SPECIFICATION

- DN 40 side inlet
- 50 mm water seal
- temporary blanking plate

MATERIAL

polypropylene

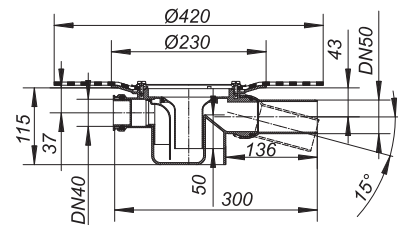
FLOW RATE TESTED TO DIN EN 1253 (with 20 mm water over grate)

	Required	Dallmer
DN 50	0,8 l/s	0,81 l/s

ITEM	DN	PART NO.
floor drain body type 46 DallBit, inlet DN 40	DN 50	462053



floor drain body type 46 DallBit, inlet DN 40



recess size: 180 x 350 mm

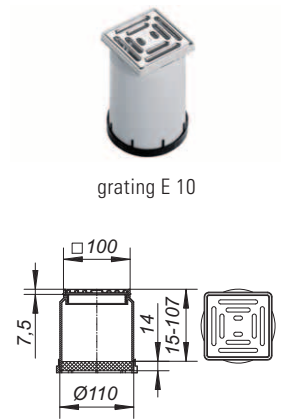
The outlet connector can be supplied in ABS to suit British Standard sizes and PE-HD conforming to DIN EN 1519. Please enquire.

Modular system for floor drains, series 10

DALLMER grating E 10, EN 10

used with floor drain types 40, 42 and 46, with balcony drain types 83 and 84
as well as type 85 raising piece
spigot polypropylene, extendable with DN 100 plastic pipe
frame ABS, 100 x 100 mm
grate 304 stainless steel, class K 3 (300 kg)

ITEM	DIMENSION	PART NO.
grating E 10	100 x 100 mm	510006
grating EN 10, secured grate	100 x 100 mm	510044

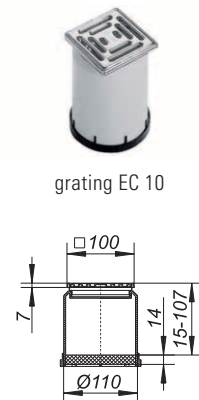


grating E 10

DALLMER grating EC 10, ECN 10

used with floor drain types 40, 42 and 46, with balcony drain types 83 and 84
as well as type 85 raising piece
spigot polypropylene, extendable with DN 100 plastic pipe
frame 304 stainless steel, 100 x 100 mm
grate 304 stainless steel, load class K 3 (300 kg)

ITEM	DIMENSION	PART NO.
grating EC 10	100 x 100 mm	510013
grating ECN 10, secured grate	100 x 100 mm	510082

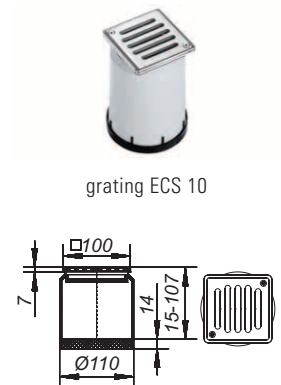


grating EC 10

DALLMER grating ECS 10

used with floor drain types 40, 42 and 46
spigot polypropylene, extendable with DN 100 plastic pipe
frame 304 stainless steel, 100 x 100 mm
grate 5 mm 316L stainless steel, secured, load class L 15 (1.5 t)

ITEM	DIMENSION	PART NO.
grating ECS 10, grate 5 mm, secured	100 x 100 mm	510020

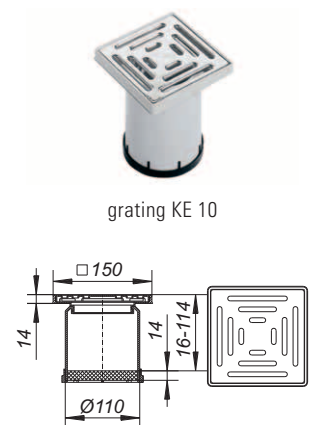


grating ECS 10

DALLMER grating KE 10, KEN 10

used with floor drain types 40, 42 and 46, with balcony drain types 83 and 84
as well as type 85 raising piece
spigot polypropylene, extendable with DN 100 plastic pipe
frame ABS, 150 x 150 mm
grate 304 stainless steel, load class K 3 (300 kg)

ITEM	DIMENSION	PART NO.
grating KE 10	150 x 150 mm	510051
grating KEN 10, secured grate	150 x 150 mm	510099



grating KE 10

Some of these gratings can be supplied with d: 103 mm spigot where its use is allowed.
Please enquire.

Modular system for floor drains, series 10

DALLMER gratings SEC 10, SEN 10, SES 10

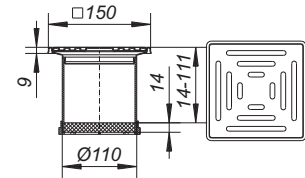
used with floor drain types 40, 42 and 46, with balcony drain types 83 and 84
as well as type 85 raising piece
spigot ABS, extendable with DN 100 plastic pipe
frame 304 stainless steel, 150 x 150 mm

- ▶ **grating SEC 10**
grate 304 stainless steel, load class K 3 (300 kg)
- ▶ **grating SEN 10, secured grate**
grate 304 stainless steel, secured, load class K 3 (300 kg)
- ▶ **grating SES 10, massive grate, secured**
grate 5 mm 316L stainless steel, secured, load class L 15 (1.5 t)

ITEM	DIMENSION	PART NO.
grating SEC 10	150 x 150 mm	510105
grating SEN 10, secured grate	150 x 150 mm	510136
grating SES 10, massive grate, secured	150 x 150 mm	510143



grating SEC 10



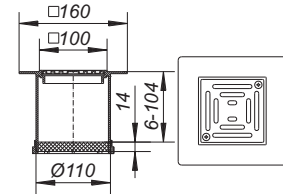
DALLMER grating PVC-EN 10

used with floor drain types 40, 42 and 46
version with flange for securing flexible flooring
spigot PVC, extendable with DN 100 plastic pipe
frame PVC, 100 x 100 mm
grate 304 stainless steel, secured, load class K 3 (300 kg)

ITEM	DIMENSION	PART NO.
grating PVC-EN 10, secured grate	100 x 100 mm	510150



grating PVC-EN 10



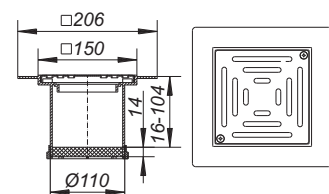
DALLMER grating PVC-KEN 10

used with floor drain types 40, 42 and 46
version with flange for securing flexible flooring
spigot PVC, extendable with DN 100 plastic pipe
frame PVC, 150 x 150 mm
grate 304 stainless steel, secured, load class K 3 (300 kg)

ITEM	DIMENSION	PART NO.
grating PVC-KEN 10, secured grate	150 x 150 mm	510037



grating PVC-KEN 10



Some of these gratings can be supplied with d: 103 mm spigot where its use is allowed.
Please enquire.

Modular system for floor drains, series 10

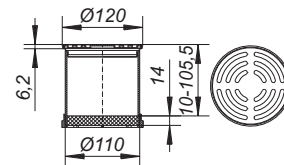
DALLMER grating ER 12

used with floor drain types 40, 42 and 46, with balcony drain types 83 and 84 as well as type 85 raising piece
 spigot ABS, extendable with DN 100 plastic pipe
 frame 304 stainless steel, d: 120 mm
 grate 304 stainless steel, load class K 3 (300 kg)

ITEM	DIMENSION	PART NO.
grating ER 12	d: 120 mm	510334



grating ER 12



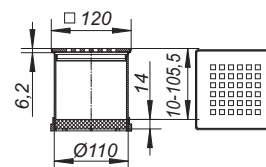
DALLMER grating Quadra S 10/120

used with floor drain types 40, 42 and 46
 spigot ABS, extendable with DN 100 plastic pipe
 frame 304 stainless steel, 120 x 120 mm
 design grate 5 mm 316L stainless steel, 115 x 115 mm, load class L 15 (1.5 t)

ITEM	DIMENSION	PART NO.
grating Quadra S 10/120	120 x 120 mm	510365



grating Quadra S 10/120



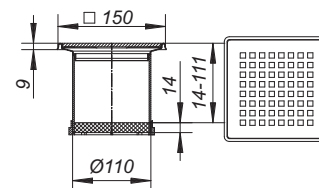
DALLMER grating Quadra S 10/150

used with floor drain types 40, 42 and 46
 spigot ABS, extendable with DN 100 plastic pipe
 frame 304 stainless steel, 150 x 150 mm
 design grate 5 mm 316L stainless steel, 140 x 140 mm, load class L 15 (1.5 t)

ITEM	DIMENSION	PART NO.
grating Quadra S 10/150	150 x 150 mm	510167



grating Quadra S 10/150



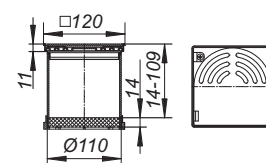
DALLMER grating DER S 10/120

used with floor drain types 40, 42 and 46
 spigot ABS, extendable with DN 100 plastic pipe
 frame 304 stainless steel, 120 x 120 mm
 grate 304 stainless steel, d: 115 mm
 hinged cover 304 stainless steel, load class K 3 (300 kg)

ITEM	DIMENSION	PART NO.
grating DER S 10/120	120 x 120 mm	510198



grating DER S 10/120



Some of these gratings can be supplied with d: 103 mm spigot where its use is allowed.
 Please enquire.

Modular system for floor drains, series 10

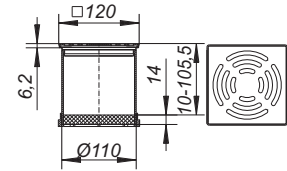
DALLMER grating E 12, EN 12

used with floor drain types 40, 42 and 46, with balcony drain types 83 and 84 as well as type 85 raising piece
 spigot ABS, extendable with DN 100 plastic pipe
 frame 304 stainless steel, 120 x 120 mm
 grate 304 stainless steel, load class K 3 (300 kg)

ITEM	DIMENSION	PART NO.
grating E 12	120 x 120 mm	510310
grating EN 12, secured grate	120 x 120 mm	510327



grating E 12



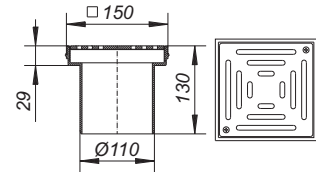
DALLMER grating KES 11

without trap
 spigot ABS, extendable with DN 100 plastic pipe
 frame 304 stainless steel, 150 x 150 mm
 grate 5 mm 316L stainless steel, secured, load class L 15 (1.5 t)

ITEM	DIMENSION	PART NO.
grating KES 11	150 x 150 mm	510129



grating KES 11



These gratings have a connector diameter of 110 mm and can be installed as a grating for an untrapped drain.

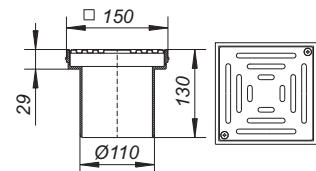
DALLMER grating KEN 11

without trap
 spigot ABS, extendable with DN 100 plastic pipe
 frame 304 stainless steel, 150 x 150 mm
 grate 304 stainless steel, secured, load class K 3 (300 kg)

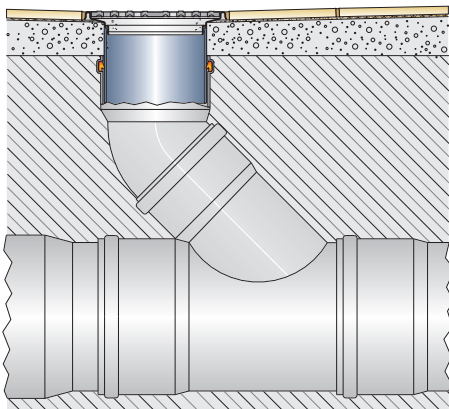
ITEM	DIMENSION	PART NO.
grating KEN 11	150 x 150 mm	510112



grating KEN 11



These gratings have a connector diameter of 110 mm and can be installed as a grating for an untrapped drain.



Some of these gratings can be supplied with d: 103 mm spigot where its use is allowed.
 Please enquire.

Modular system for floor drains, series 10

DALLMER floor drain type 40 SE

conforming to DIN EN 1253
outlet DN 50 vertical

SPECIFICATION


- height adjustable grating E 10
- removable trap insert, 50 mm water seal
- temporary blanking plate


MATERIAL

polypropylene
frame ABS, 100 x 100 mm, grate 304 stainless steel, load class K 3 (300 kg)

FLOW RATE TESTED TO DIN EN 1253 (with 20 mm water over grate)

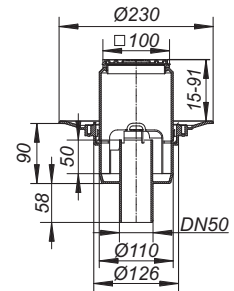
	Required	Dallmer
DN 50	0,8 l/s	1,34 l/s

ITEM	DN	DIMENSION	PART NO.
 floor drain type 40 SE	DN 50	100 x 100 mm	405050

 Fire protection system 2 (Part No. 515025) applicable.



floor drain type 40 SE



recess size: 150 x 180 mm
core drill: d: 130 mm

DALLMER floor drain 42 E

outlet DN 50 horizontal, with ball-joint, adjustable 0 – 15 degrees

SPECIFICATION

- height adjustable grating type E 10
- removable trap insert, 30 mm water seal
- temporary blanking plate

MATERIAL

polypropylene
frame ABS, 100 x 100 mm, grate 304 stainless steel, load class K 3 (300 kg)

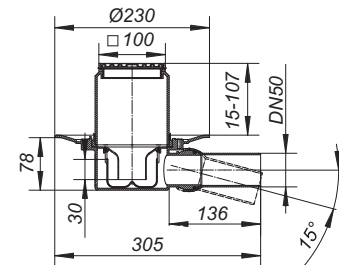
FLOW RATE TESTED TO DIN EN 1253 TAB. 3, (with 20 mm water over grate), conforming to DIN EN 274

	Required	Dallmer
DN 50	0,4 l/s	0,62 l/s

ITEM	DN	DIMENSION	PART NO.
floor drain 42 E	DN 50	100 x 100 mm	420107



floor drain 42 E



recess size: 180 x 350 mm

The outlet connector can be supplied in ABS to suit British Standard sizes and PE-HD conforming to DIN EN 1519. Please enquire.

Modular system for floor drains, series 10

DALLMER floor drain type 42 SE

outlet DN 50 horizontal, with ball-joint, adjustable 0 - 15 degrees

SPECIFICATION

- side inlet DN 40
- height adjustable grating type E 10
- removable trap insert, 30 mm water seal
- temporary blanking plate

MATERIAL

polypropylene
frame ABS, 100 x 100 mm, grate 304 stainless steel, load class K 3 (300 kg)

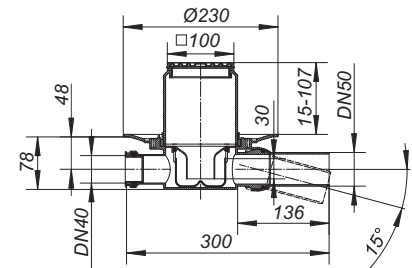
FLOW RATE TESTED TO DIN EN 1253 TAB. 3,
(with 20 mm water over grate), conforming to DIN EN 274

	Required	Dallmer
DN 50	0,4 l/s	0,62 l/s

ITEM	DN	DIMENSION	PART NO.
floor drain type 42 SE, inlet DN 40	DN 50	100 x 100 mm	420121



floor drain type 42 SE, inlet DN 40



recess size: 180 x 350 mm

DALLMER floor drain type 46 SE

conforming to DIN EN 1253
outlet DN 50 horizontal, with ball-joint, adjustable 0 – 15 degrees

SPECIFICATION

- side inlet DN 40
- height adjustable grating type E 10
- removable trap insert, 50 mm water seal
- temporary blanking plate

MATERIAL

polypropylene
frame ABS, 100 x 100 mm, grate 304 stainless steel, load class K 3 (300 kg)

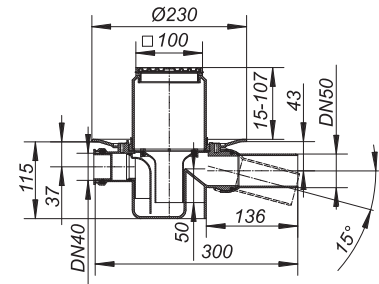
FLOW RATE TESTED TO DIN EN 1253
(with 20 mm water over grate)

	Required	Dallmer
DN 50	0,8 l/s	0,81 l/s

ITEM	DN	DIMENSION	PART NO.
floor drain type 46 SE, inlet DN 40	DN 50	100 x 100 mm	460127



floor drain type 46 SE, inlet DN 40



recess size: 180 x 350 mm

The outlet connector can be supplied in ABS to suit British Standard sizes and PE-HD conforming to DIN EN 1519. Please enquire.

Modular system for floor drains, series 10

DALLMER floor drain type 40 SE 12

conforming to DIN EN 1253
outlet DN 50 vertical

SPECIFICATION


- height adjustable grating E 12
- removable trap insert, 50 mm water seal
- temporary blanking plate


MATERIAL

polypropylene
frame 304 stainless steel, 120 x 120 mm, grate 304 stainless steel, load class K 3 (300 kg)

FLOW RATE TESTED TO DIN EN 1253 (with 20 mm water over grate)

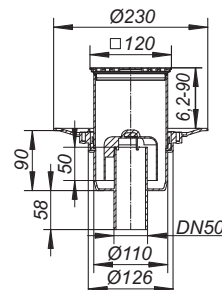
	Required	Dallmer
DN 50	0,8 l/s	1,34 l/s

ITEM	DN	DIMENSION	PART NO.
 floor drain type 40 SE 12	DN 50	120 x 120 mm	405067

 Fire protection system 2 (Part No. 515025) applicable.



floor drain type 40 SE 12



recess size: 150 x 180 mm
core drill: d: 130 mm

DALLMER floor drain type 42 SE 12

outlet DN 50 horizontal, with ball-joint, adjustable 0 – 15 degrees

SPECIFICATION

- side inlet DN 40
- height adjustable grating E 12
- removable trap insert, 30 mm water seal
- temporary blanking plate

MATERIAL

polypropylene
frame 304 stainless steel, 120 x 120 mm, grate 304 stainless steel, load class K 3 (300 kg)

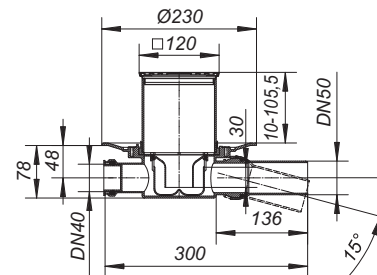
FLOW RATE TESTED TO DIN EN 1253 TAB. 3, (with 20 mm water over grate), conforming to DIN EN 274

	Required	Dallmer
DN 50	0,4 l/s	0,62 l/s

ITEM	DN	DIMENSION	PART NO.
floor drain type 42 SE 12, inlet DN 40	DN 50	120 x 120 mm	420220



floor drain type 42 SE 12, inlet DN 40



recess size: 180 x 350 mm

The outlet connector can be supplied in ABS to suit British Standard sizes and PE-HD conforming to DIN EN 1519. Please enquire.

Modular system for floor drains, series 10

DALLMER floor drain type 32 PRIMUS E 12

Seals when water dries out!
outlet DN 50 horizontal, with ball-joint, adjustable 0 – 15 degrees

SPECIFICATION

- 50 mm bell trap and mechanically sealing device
- side inlet DN 40
- height adjustable grating E 12
- temporary blanking plate


MATERIAL

polypropylene
frame 304 stainless steel, 120 x 120 mm, grate 304 stainless steel, load class K 3 (300 kg)

The Primus system:



with water,
it's a bell-trap



without water
the bell sinks to seal the pipe

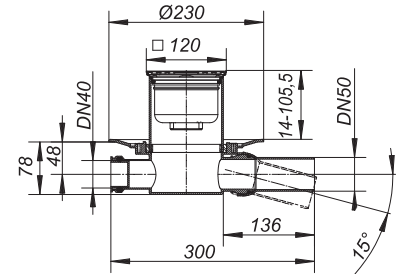
FLOW RATE TESTED TO DIN EN 1253 TAB. 3,
(with 20 mm water over grate), conforming to DIN EN 274

	Required	Dallmer
DN 50	0,4 l/s	0,5 l/s

ITEM	DN	DIMENSION	PART NO.
floor drain type 32 PRIMUS E 12	DN 50	120 x 120 mm	420336



floor drain type 32 PRIMUS E 12



recess size: 180 x 350 mm

DALLMER floor drain type 30 PRIMUS E 12

Seals when water dries out!
outlet DN 50 vertical

SPECIFICATION


- 50 mm bell trap and mechanically sealing device
- height adjustable grating E 12
- temporary blanking plate


MATERIAL

polypropylene
frame 304 stainless steel, 120 x 120 mm, grate 304 stainless steel, load class K 3 (300 kg)

FLOW RATE TESTED TO DIN EN 1253 TAB. 3,
(with 20 mm water over grate), conforming to DIN EN 274

	Required	Dallmer
DN 50	0,4 l/s	0,5 l/s

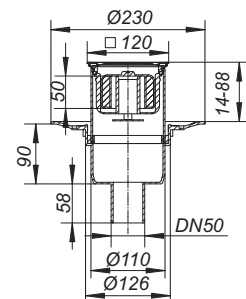
ITEM	DN	DIMENSION	PART NO.
 floor drain type 30 PRIMUS E 12	DN 50	120 x 120 mm	405333

 Fire protection system 2 (Part No. 515025) applicable.

The outlet connector can be supplied in ABS to suit British Standard sizes and PE-HD conforming to DIN EN 1519. Please enquire.



floor drain type 30 PRIMUS E 12



recess size: 150 x 180 mm
core drill: d: 130 mm

Modular system for floor drains, series 10

DALLMER floor drain type 32 ERP 12

conforming to DIN EN 1253
with clamp ring for flexible flooring, 1 – 4 mm
outlet DN 50 horizontal, with ball-joint, adjustable 0 – 15 degrees

SPECIFICATION

- side inlet DN 40
- height adjustable grating ERP 12
- removable trap insert, 50 mm water seal
- temporary blanking plate
- seal CeraDrain S 10

MATERIAL

polypropylene
frame ABS, grate 304 stainless steel, d: 115 mm, load class K 3 (300 kg)

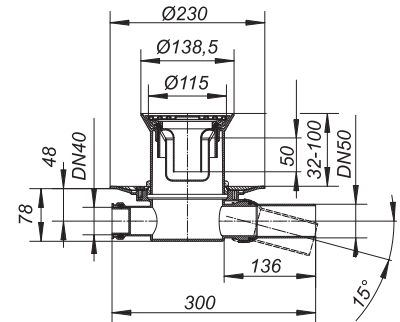
FLOW RATE TESTED TO DIN EN 1253 (with 20 mm water over grate)

	Required	Dallmer
DN 50	0,8 l/s	0,8 l/s

ITEM	DN	DIMENSION	PART NO.
floor drain type 32 ERP 12	DN 50	d: 115 mm	420329



floor drain type 32 ERP 12



recess size: 180 x 350 mm

DALLMER floor drain type 30 ERP 12

conforming to DIN EN 1253
with clamp ring for flexible flooring, 1 – 4 mm
outlet DN 50 vertical

SPECIFICATION


- height adjustable grating ERP 12
- removable trap insert, 50 mm water seal
- temporary blanking plate
- seal CeraDrain S 10


MATERIAL

polypropylene
frame ABS, grate 304 stainless steel, d: 115 mm, load class K 3 (300 kg)

FLOW RATE TESTED TO DIN EN 1253 (with 20 mm water over grate)

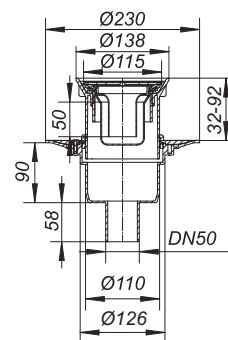
	Required	Dallmer
DN 50	0,8 l/s	0,8 l/s

ITEM	DN	DIMENSION	PART NO.
 floor drain 30 ERP 12	DN 50	d: 115 mm	405326

 Fire protection system 2 (Part No. 515025) applicable.



floor drain 30 ERP 12



recess size: 150 x 180 mm
core drill: d: 130 mm

The outlet connector can be supplied in ABS to suit British Standard sizes and PE-HD conforming to DIN EN 1519. Please enquire.

Modular system for floor drains, series 10

DALLMER test plug S 10

for pressure testing to DIN EN 1610 for floor drain types 42 and 46

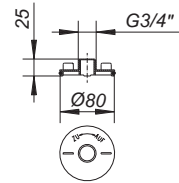
MATERIAL

polypropylene/rubber

ITEM	PART NO.
test plug S 10	495068



test plug S 10



DALLMER back flow seal S 10

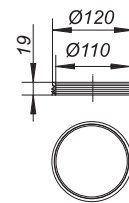
seals between drain body and grating

For use with S 10 clamp ring (part no. 839503) or DallBit floor drain bodies S 10.

ITEM	DIMENSION	PART NO.
back flow seal S 10	d: 110 mm	495020



back flow seal S 10



DALLMER clamp ring S 10

for securing all single-ply membranes, used with floor drains S 10 and type 85 raising piece


SPECIFICATION

- stainless steel screws
- rubber seal

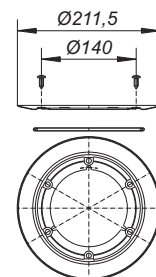
MATERIAL

stainless steel

ITEM	PART NO.
clamp ring S 10	839503



clamp ring S 10



DALLMER waterproofing collar S 10

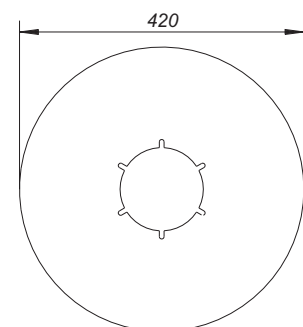
cut from single-ply membrane material used with floor drain types 40, 42, 46 and type 85 raising piece

ITEM	DIMENSION	PART NO.
waterproofing collar S 10, flexible PVC	d: 420 mm	790316
waterproofing collar S 10, EPDM	d: 420 mm	790323

Other materials on request.



waterproofing collar S 10, flexible PVC



Modular system for floor drains, series 10

DALLMER raising piece type 85

used with floor drain types 40, 42, 46 and with balcony drain types 83 and 84, cut to suit on site, extendable with DN 100 plastic pipe

SPECIFICATION

- socket with seal
- temporary blanking plate

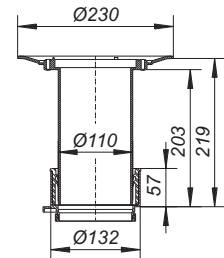
MATERIAL

polypropylene

ITEM	PART NO.
raising piece type 85	831569



raising piece type 85



DALLMER raising piece type 85 DallBit

used with floor drain types 40, 42, 46 and with balcony drain types 83 and 84, cut to suit on site, extendable with DN 100 plastic pipe, with d: 420 mm collar of 5.0 mm thick bituminous membrane, welded to the flange and secured with stainless steel clamp ring.

SPECIFICATION

- socket with seal
- temporary blanking plate

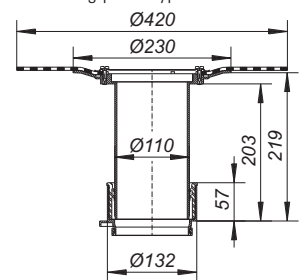
MATERIAL

polypropylene

ITEM	PART NO.
raising piece type 85 DallBit	832566



raising piece type 85 DallBit



DALLMER socket 85

spare part for raising piece 85

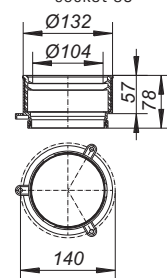
MATERIAL

polypropylene

ITEM	PART NO.
socket 85	495877



socket 85



DALLMER drainage ring S 10

with dripping holes, spare part. Used for assembling of frames, collets and installation kits within drain bodies and installation kits of Series 10 respectively.

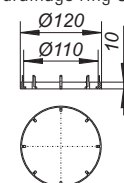
MATERIAL

polypropylene

ITEM	PART NO.
drainage ring S 10	495013



drainage ring S 10



Modular system for floor drains, series 10

DALLMER self-closing flap-valve S 10

fitted in the series 10 frames and gratings 100 x 100 mm and KE 10/KEN 10. Used on combined foul and rainwater systems, the flap-valve allows water to drain whilst preventing the escape of foul air and foam.

With no water seal, it cannot freeze!

SPECIFICATION

– seal

MATERIAL

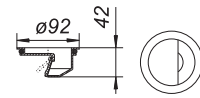
ABS

ITEM	DIMENSION	PART NO.
self-closing flap-valve S 10	d: 92 mm	495839

Utilisation of flap-valves in balcony drains DN 70 and DN 100 decreases the flow to under the rate tested to DIN EN 1253.



self-closing flap-valve S 10



DALLMER self-closing flap-valve S 10/12

for use with floor drain PRONTO in place of trap insert (except for PRONTO K Alu), gratings and frames series 10 with 120 x 120 mm or with d: 120 mm, and for frames type SES 10/ECS 12. Used on combined foul and rainwater systems, the flap-valve allows water to drain whilst preventing the escape of foul air and foam.

With no water seal, it cannot freeze!

SPECIFICATION

– self-closing flap

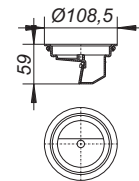
MATERIAL

ABS

ITEM	DIMENSION	PART NO.
self-closing flap-valve S 10/12	d: 108,5 mm	495846



self-closing flap-valve S 10/12



DALLMER hair sieve S 10

accessory used with gratings and frames series S 10 with dimension 100 x 100 mm and KE 10/KEN 10

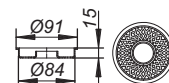
MATERIAL

polypropylene

ITEM	DIMENSION	PART NO.
hair sieve S 10	d: 91 mm	495143



hair sieve S 10





Floor drains

Series 15 drain bodies, gratings, complete drains and accessories

Floor drains for occasional cleaning purposes in accordance with DIN 1986 Part 100. The sealing layer protects against rising ground moisture in accordance with DIN 18195. DallBit versions of our drain bodies are factory-fitted with a high-quality polymer bitumen welded sheet with elastomer properties making them perfectly prepared for the connection of bituminous seals: in order to ensure the best possible adhesion between the drain and the welded sheet collar, the drain flange and the welded sheet are pre-treated under ideal conditions and mechanically connected to each other.

Technical specifications

DALLMER polymer bitumen collar:
 High-quality elastomer annealed coating.
 Gauge: 5.0 mm
 Reinforcement: Polyester fleece, hardened with binding agent
 Heat stability: up to +130°C
 Cold bending behaviour: up to -20°C
 Heat resistance: heat-resistant up to +250°C (mastic asphalt)
 Softening point: +151°C without heat shield, to be installed under mastic asphalt

Series 15 floor drains, modular system

Module 1

Complete grating Series 15



KE 15 grating,
150 × 150 mm,
polypropylene
frame

Product no. 500113

KEN 15 grating,
150 × 150 mm,
polypropylene
frame, screw
connection

Product no. 500229



GES 15 grating,
200 × 200 mm,
screw connection,
stainless steel
1.4404, solid 5 mm

Product no. 500205



RHS 15 grating
150 × 150 mm,
anti-slip,
screw connection,
stainless steel
1.4404, solid 5 mm

Product no. 500144



Quadra 15 grating
150 × 150 mm,
stainless steel
1.4404, solid 5 mm,
design grating

Product no. 500410



SEC 15 grating
150 × 150 mm

Product
no. 500298

SEN 15 grating
150 × 150 mm,
screw connection

Product no. 500281

SES 15 grating
150 × 150 mm,
screw connection,
stainless steel 1.4404,
solid 5 mm

Product no. 500120



Module 2

Drain body Series 15



61 HT drain body*
DN 50
Product no. 611024

DN 50/DN 70
Product no. 611055

DN 100
Product no. 611062



54 drain body*
DN 50/DN 70
Product no. 541055



55 drain body*
DN 50/DN 70
Product no. 551054



57 drain body*
DN 70/DN 100
Product no. 571076

58 drain body*
DN 70/DN 100
DN 50 feed

Product no. 581075

Modular system for floor drains, series 15

DALLMER floor drain body type 54

conforming to DIN EN 1253

outlet DN 50/DN 70 horizontal, with double ball-joint, adjustable 0 – 55 degrees

SPECIFICATION

- trap insert, 50 mm water seal
- rodding eye*
- temporary blanking plate

MATERIAL

polypropylene

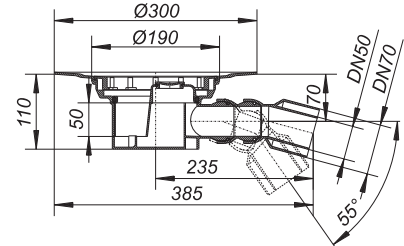
FLOW RATE TESTED TO DIN EN 1253 (with 20 mm water over grate)

	Required	Dallmer
DN 50	0,8 l/s	0,96 l/s
DN 70	0,8 l/s	0,87 l/s

ITEM	DN	PART NO.
floor drain body type 54	DN 50/DN 70	541055



floor drain body type 54



recess size: 240 x 370 mm

DALLMER floor drain body type 54 DallBit

conforming to DIN EN 1253

with d: 500 mm collar of 5.0 mm thick bituminous membrane, welded to the flange and secured with stainless steel clamp ring.

outlet DN 50/DN 70 horizontal, with double ball-joint, adjustable 0 – 55 degrees

SPECIFICATION

- trap insert, 50 mm water seal
- rodding eye*
- temporary blanking plate

MATERIAL

polypropylene

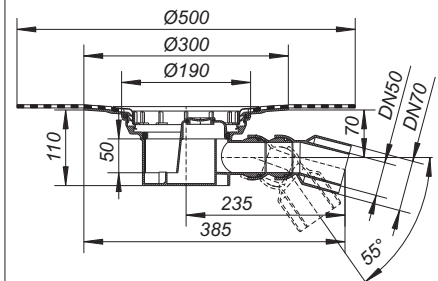
FLOW RATE TESTED TO DIN EN 1253 (with 20 mm water over grate)

	Required	Dallmer
DN 50	0,8 l/s	0,96 l/s
DN 70	0,8 l/s	0,87 l/s

ITEM	DN	PART NO.
floor drain body type 54 DallBit	DN 50/DN 70	542052



floor drain body type 54 DallBit



recess size: 240 x 370 mm

The outlet connector can be supplied in ABS to suit British Standard sizes and PE-HD conforming to DIN EN 1519. Please enquire.

* Access to trap and outlet via rodding eye.

Modular system for floor drains, series 15

DALLMER floor drain body type 55

conforming to DIN EN 1253

outlet DN 50/DN 70 horizontal, with double ball-joint, adjustable 0 – 55 degrees

SPECIFICATION

- DN 50 side inlet, swivelling 180 degrees
- trap insert, 50 mm water seal
- rodding eye*
- temporary blanking plate

MATERIAL

polypropylene

FLOW RATE TESTED TO DIN EN 1253

(with 20 mm water over grate)

	Required	Dallmer
DN 50	0,8 l/s	0,96 l/s
DN 70	0,8 l/s	0,87 l/s

ITEM

floor drain body type 55, inlet DN 50

DN

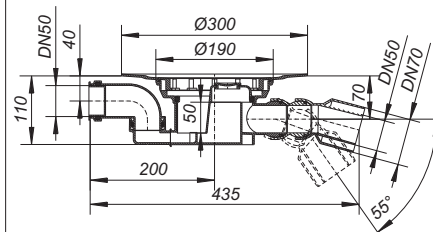
DN 50/DN 70

PART NO.

551054



floor drain body type 55, inlet DN 50



recess size: 240 x 450 mm

DALLMER floor drain body type 55 DallBit

conforming to DIN EN 1253

with d: 500 mm collar of 5.0 mm thick bituminous membrane, welded to the flange and secured with stainless steel clamp ring.

outlet DN 50/DN 70 horizontal, with double ball-joint, adjustable 0 – 55 degrees

SPECIFICATION

- DN 50 side inlet, swivelling 180 degrees
- trap insert, 50 mm water seal
- rodding eye*
- temporary blanking plate

MATERIAL

polypropylene

FLOW RATE TESTED TO DIN EN 1253

(with 20 mm water over grate)

	Required	Dallmer
DN 50	0,8 l/s	0,96 l/s
DN 70	0,8 l/s	0,87 l/s

ITEM

floor drain body type 55 DallBit, inlet DN 50

DN

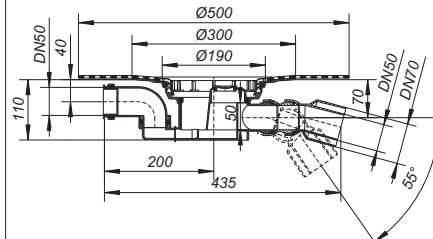
DN 50/DN 70

PART NO.

552051



floor drain body type 55 DallBit, inlet DN 50



recess size: 240 x 450 mm

The outlet connector can be supplied in ABS to suit British Standard sizes and PE-HD conforming to DIN EN 1519. Please enquire.

* Access to trap and outlet via rodding eye.

Modular system for floor drains, series 15

DALLMER floor drain body type 57

conforming to DIN EN 1253
outlet DN 70/DN 100 horizontal

SPECIFICATION

- trap insert, 60 mm water seal
- rodding eye*
- temporary blanking plate

MATERIAL

polypropylene

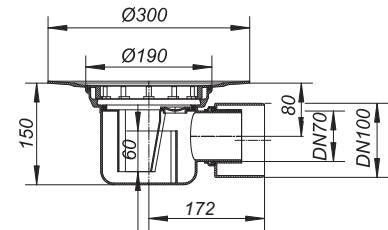
FLOW RATE TESTED TO DIN EN 1253 (with 20 mm water over grate)

	Required	Dallmer
DN 70	0,8 l/s	1,47 l/s
DN 100	1,4 l/s	1,67 l/s

ITEM	DN	PART NO.
floor drain body type 57	DN 70/DN 100	571076



floor drain body type 57



recess size: 240 x 370 mm

DALLMER floor drain body type 57 DallBit

conforming to DIN EN 1253
with d: 500 mm collar of 5.0 mm thick bituminous membrane, welded to the flange and secured with stainless steel clamp ring.
outlet DN 70/DN 100 horizontal

SPECIFICATION

- trap insert, 60 mm water seal
- rodding eye*
- temporary blanking plate


MATERIAL

polypropylene

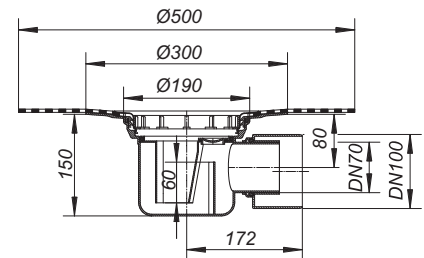
FLOW RATE TESTED TO DIN EN 1253 (with 20 mm water over grate)

	Required	Dallmer
DN 70	0,8 l/s	1,47 l/s
DN 100	1,4 l/s	1,67 l/s

ITEM	DN	PART NO.
floor drain body type 57 DallBit	DN 70/DN 100	572073



floor drain body type 57 DallBit



recess size: 240 x 370 mm

The outlet connector can be supplied in ABS to suit British Standard sizes and PE-HD conforming to DIN EN 1519. Please enquire.

* Access to trap and outlet via rodding eye.

DN 70 connects to BS4514 75 mm pipework with 880345 adaptor.

Modular system for floor drains, series 15

DALLMER floor drain body type 58

conforming to DIN EN 1253
outlet DN 70/DN 100 horizontal

SPECIFICATION

- DN 50 side inlet
- trap insert, 60 mm water seal
- rodding eye*
- temporary blanking plate

MATERIAL

polypropylene

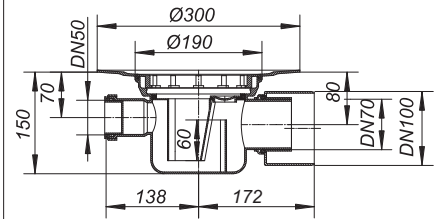
FLOW RATE TESTED TO DIN EN 1253 (with 20 mm water over grate)

	Required	Dallmer
DN 70	0,8 l/s	1,47 l/s
DN 100	1,4 l/s	1,67 l/s

ITEM	DN	PART NO.
floor drain body type 58, inlet DN 50	DN 70/DN 100	581075



floor drain body type 58, inlet DN 50



recess size: 240 x 450 mm

DALLMER floor drain body type 58 DallBit

conforming to DIN EN 1253
with d: 500 mm collar of 5.0 mm thick bituminous membrane, welded to the flange and secured with stainless steel clamp ring.
outlet DN 70/DN 100 horizontal

SPECIFICATION

- DN 50 side inlet
- trap insert, 60 mm water seal
- rodding eye*
- temporary blanking plate


MATERIAL

polypropylene

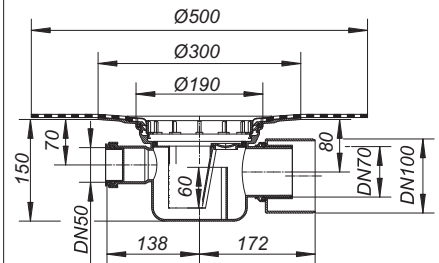
FLOW RATE TESTED TO DIN EN 1253 (with 20 mm water over grate)

	Required	Dallmer
DN 70	0,8 l/s	1,47 l/s
DN 100	1,4 l/s	1,67 l/s

ITEM	DN	PART NO.
floor drain body type 58 DallBit, inlet DN 50	DN 70/DN 100	582072



floor drain body type 58 DallBit, inlet DN 50



recess size: 240 x 450 mm

The outlet connector can be supplied in ABS to suit British Standard sizes and PE-HD conforming to DIN EN 1519. Please enquire.

* Access to trap and outlet via rodding eye.

DN 70 connects to BS4514 75 mm pipework with 880345 adaptor.

Modular system for floor drains, series 15

DALLMER floor drain body type 61 HT

conforming to DIN EN 1253

outlet vertical spigot, for connection to plastic pipework

SPECIFICATION




- removable trap insert, 50 mm water seal
- temporary blanking plate


MATERIAL

polypropylene

FLOW RATE TESTED TO DIN EN 1253 (with 20 mm water over grate)

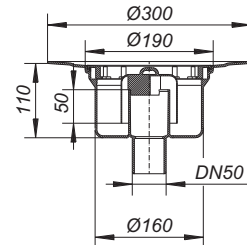
	Required	Dallmer
DN 50	0,8 l/s	1,78 l/s
DN 70	0,8 l/s	1,97 l/s
DN 100	1,4 l/s	1,98 l/s

ITEM	DN	PART NO.
 floor drain body type 61 HT	DN 50	611024
 floor drain body type 61 HT	DN 50/DN 70	611055
 floor drain body type 61 HT	DN 100	611062

-  For sizes up to DN 70, fire protection system 1 may be used (Part No. 515018), DN 100 with fire protection system 5 (Part No. 515056).



floor drain body type 61 HT



recess size: 200 x 240 mm
core drill: d: 180 mm

DALLMER floor drain body type 61 HT DallBit

conforming to DIN EN 1253

With d: 500 mm collar of 5.0 mm thick bituminous membrane, welded to the flange and secured with stainless steel clamp ring.

outlet vertical spigot, for connection to plastic pipework

SPECIFICATION




- removable trap insert, 50 mm water seal
- temporary blanking plate


MATERIAL


polypropylene

FLOW RATE TESTED TO DIN EN 1253 (with 20 mm water over grate)

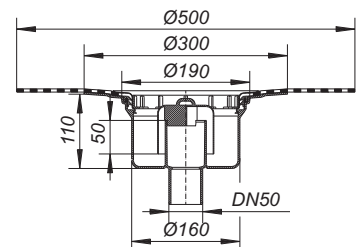
	Required	Dallmer
DN 50	0,8 l/s	1,78 l/s
DN 70	0,8 l/s	1,97 l/s
DN 100	1,4 l/s	1,98 l/s

ITEM	DN	PART NO.
 floor drain body type 61 HT DallBit	DN 50	612021
 floor drain body type 61 HT DallBit	DN 50/DN 70	612052
 floor drain body type 61 HT DallBit	DN 100	612069

-  For sizes up to DN 70, fire protection system 1 may be used (Part No. 515018), DN 100 with fire protection system 5 (Part No. 515056).



floor drain body type 61 HT DallBit



recess size: 200 x 240 mm
core drill: d: 180 mm

The outlet connector can be supplied in ABS to suit British Standard sizes and PE-HD conforming to DIN EN 1519. Please enquire.

DN 70 connects to BS4514 75 mm pipework with 880345 adaptor

Modular system for floor drains, series 15

DALLMER floor drain body type 61/1 HT

conforming to DIN EN 1253

outlet vertical spigot, for connection to plastic pipework

SPECIFICATION

- DN 50 side inlet, swivelling 180 degrees
- removable trap insert, 50 mm water seal
- temporary blanking plate

MATERIAL

polypropylene

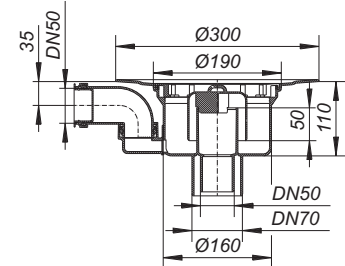
FLOW RATE TESTED TO DIN EN 1253 (with 20 mm water over grate)

	Required	Dallmer
DN 50	0,8 l/s	1,78 l/s
DN 70	0,8 l/s	1,97 l/s

ITEM	DN	PART NO.
floor drain body type 61/1 HT, inlet DN 50	DN 50/DN 70	611550



floor drain body type 61/1 HT, inlet DN 50



recess size: 240 x 350 mm

DALLMER floor drain body type 61/1 HT DallBit

conforming to DIN EN 1253

With d: 500 mm collar of 5.0 mm thick bituminous membrane, welded to the flange

and secured with stainless steel clamp ring

outlet vertical spigot, for connection to plastic pipework

SPECIFICATION

- DN 50 side inlet, swivelling 180 degrees
- removable trap insert, 50 mm water seal
- temporary blanking plate


MATERIAL

polypropylene

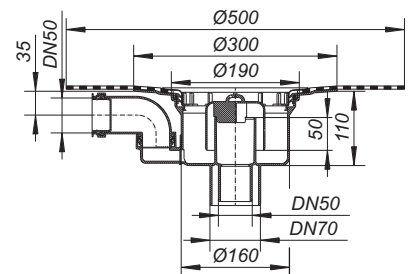
FLOW RATE TESTED TO DIN EN 1253 (with 20 mm water over grate)

	Required	Dallmer
DN 50	0,8 l/s	1,78 l/s
DN 70	0,8 l/s	1,97 l/s

ITEM	DN	PART NO.
floor drain body type 61/1 HT DallBit, inlet DN 50	DN 50/DN 70	612557



floor drain body type 61/1 HT DallBit, inlet DN 50



recess size: 240 x 350 mm

DN 70 connects to BS4514 75 mm pipework with 880345 adaptor.

Modular system for floor drains, series 15

DALLMER floor drain body type 61 HT PP-NIRO

conforming to DIN EN 1253

outlet vertical spigot, for connection to plastic pipework

SPECIFICATION



- stainless steel liner
- removable trap insert, 50 mm water seal
- temporary blanking plate


MATERIAL

polypropylene,
304 stainless steel

FLOW RATE TESTED TO DIN EN 1253 (with 20 mm water over grate)

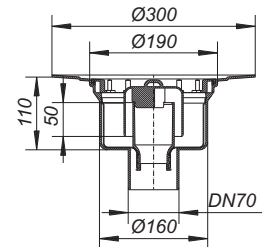
	Required	Dallmer
DN 70	0,8 l/s	1,64 l/s
DN 100	1,4 l/s	1,64 l/s

ITEM	DN	PART NO.
 floor drain body type 61 HT PP-NIRO	DN 70	611840
 floor drain body type 61 HT PP-NIRO	DN 100	611895

-  For sizes up to DN 70, fire protection system 1 may be used (Part No. 515018), DN 100 with fire protection system 2 (Part No. 515025).



floor drain body type 61 HT PP-NIRO



recess size: 200 x 240 mm
core drill: d: 180 mm

DALLMER floor drain body type 61 HT DallBit PP-NIRO

conforming to DIN EN 1253

With d: 500 mm collar of 5.0 mm thick bituminous membrane, welded to the flange and secured with stainless steel clamp ring.

outlet vertical spigot, for connection to plastic pipework

SPECIFICATION



- stainless steel liner
- removable trap insert, 50 mm water seal
- temporary blanking plate


MATERIAL

polypropylene,
304 stainless steel

FLOW RATE TESTED TO DIN EN 1253 (with 20 mm water over grate)

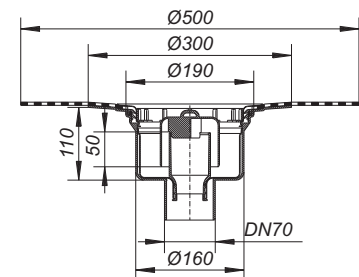
	Required	Dallmer
DN 70	0,8 l/s	1,64 l/s
DN 100	1,4 l/s	1,64 l/s

ITEM	DN	PART NO.
 floor drain body type 61 HT DallBit PP-NIRO	DN 70	612847
 floor drain body type 61 HT DallBit PP-NIRO	DN 100	612892

-  For sizes up to DN 70, fire protection system 1 may be used (Part No. 515018), DN 100 with fire protection system 2 (Part No. 515025).



floor drain body type 61 HT DallBit PP-NIRO



recess size: 200 x 240 mm
core drill: d: 180 mm

DN 70 connects to BS4514 75 mm pipework with 880345 adaptor.

Modular system for floor drains, series 15

DALLMER floor drain body type 61 GA

conforming to DIN EN 1253





outlet vertical, for connection to SML cast iron pipework


SPECIFICATION

- removable trap insert, 50 mm water seal
- temporary blanking plate

MATERIAL

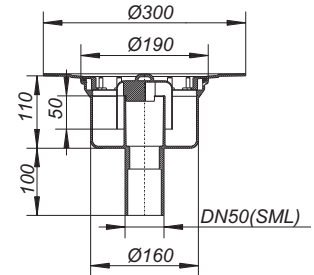
polypropylene

ITEM	DN	PART NO.
 floor drain body type 61 GA	DN 50 SML	611727
 floor drain body type 61 GA	DN 70 SML	611741
 floor drain body type 61 GA	DN 80 SML	611758
 floor drain body type 61 GA	DN 100 SML	611765

-  For sizes up to DN 70, fire protection system 1 may be used (Part No. 515018), DN 100 with fire protection system 5 (Part No. 515056).



floor drain body type 61 GA



recess size: 200 x 240 mm
core drill: d: 180 mm

DALLMER floor drain body type 61 GA DallBit

conforming to DIN EN 1253

With d: 500 mm collar of 5.0 mm thick bituminous membrane, welded to the flange and secured with stainless steel clamp ring.




outlet vertical, for direct connection of SML cast iron pipework


SPECIFICATION

- removable trap insert, 50 mm water seal
- temporary blanking plate

MATERIAL

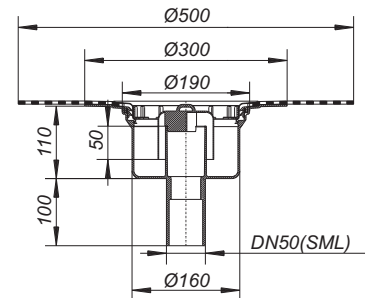
polypropylene

ITEM	DN	PART NO.
floor drain body type 61 GA DallBit	DN 50 SML	612724
 floor drain body type 61 GA DallBit	DN 70 SML	612748
 floor drain body type 61 GA DallBit	DN 80 SML	612755
 floor drain body type 61 GA DallBit	DN 100 SML	612762

-  For sizes up to DN 70, fire protection system 1 may be used (Part No. 515018), DN 100 with fire protection system 5 (Part No. 515056).



floor drain body type 61 GA DallBit



recess size: 200 x 240 mm
core drill: d: 180 mm

Modular system for floor drains, series 15

DALLMER grating E 15, EN 15

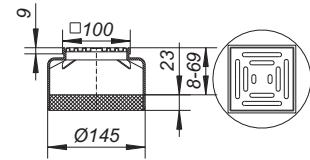
used with floor drains type 54, 55, 57, 58, 61 and 61/1
spigot polypropylene, frame polypropylene, 100 x 100 mm

- ▶ **grating E 15**
grate 304 stainless steel, load class K 3 (300 kg)
- ▶ **grating EN 15, secured grate**
grate 304 stainless steel, secured, load class K 3 (300 kg)

ITEM	DIMENSION	PART NO.
grating E 15	100 x 100 mm	500014
grating EN 15, secured grate	100 x 100 mm	500083



grating E 15



DALLMER gratings EC 15, ECN 15

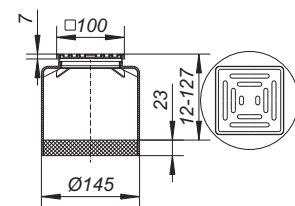
used with floor drains type 54, 55, 57, 58, 61 and 61/1
spigot polypropylene, frame 304 stainless steel, 100 x 100 mm

- ▶ **grating EC 15**
grate 304 stainless steel, load class K 3 (300 kg)
- ▶ **grating ECN 15, secured grate**
grate 304 stainless steel, secured, load class K 3 (300 kg)

ITEM	DIMENSION	PART NO.
grating EC 15	100 x 100 mm	500052
grating ECN 15, secured grate	100 x 100 mm	500076



grating EC 15



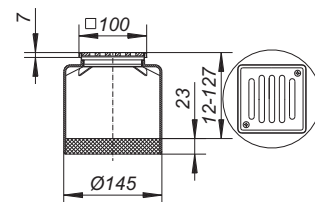
DALLMER grating ECS 15

used with floor drains type 54, 55, 57, 58, 61 and 61/1
spigot polypropylene, frame 304 stainless steel, 100 x 100 mm,
grate 5 mm 316L stainless steel, secured, load class L 15 (1.5 t)

ITEM	DIMENSION	PART NO.
grating ECS 15, massive grate, secured	100 x 100 mm	500069



grating ECS 15



Modular system for floor drains, series 15

DALLMER gratings KE 15, KEN 15

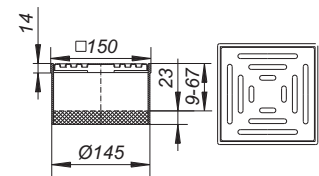
used with floor drains type 54, 55, 57, 58, 61 and 61/1
spigot polypropylene, frame polypropylene, 150 x 150 mm

- ▶ **grating KE 15**
grate 304 stainless steel, load class K 3 (300 kg)
- ▶ **grating KEN 15, secured grate**
grate 304 stainless steel, secured, load class K 3 (300 kg)

ITEM	DIMENSION	PART NO.
grating KE 15	150 x 150 mm	500113
grating KEN 15, secured grate	150 x 150 mm	500229



grating KE 15



DALLMER gratings SEC 15, SEN 15, SES 15

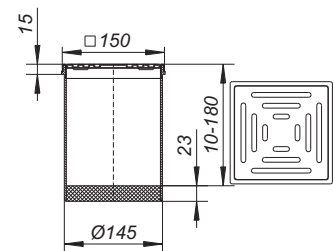
used with floor drains type 54, 55, 57, 58, 61 and 61/1
spigot polypropylene, frame 304 stainless steel, 150 x 150 mm

- ▶ **grating SEC 15**
grate 304 stainless steel, load class K 3 (300 kg)
- ▶ **grating SEN 15, secured grate**
grate 304 stainless steel, secured, load class K 3 (300 kg)
- ▶ **grating SES 15, massive grate, secured**
grate 5 mm 316L stainless steel, secured, load class L 15 (1.5 t)

ITEM	DIMENSION	PART NO.
grating SEC 15	150 x 150 mm	500298
grating SEN 15, secured grate	150 x 150 mm	500281
grating SES 15, massive grate, secured	150 x 150 mm	500120



grating SEC 15



DALLMER grating RHS 15

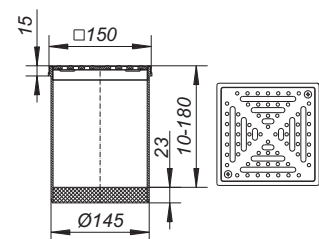
used with floor drains type 54, 55, 57, 58, 61 and 61/1
spigot polypropylene, frame 304 stainless steel, 150 x 150 mm

- ▶ **grating RHS 15, 5.0 massive grate, non-slip, secured**
grate 5 mm 316L stainless steel, secured,
conforming to DIN 51097 in swimming and shower areas non-slip class B,
conforming to DIN 51130 non-slip class R 12, load class L 15 (1.5 t)
- ▶ **grating RHS 15, 1.5 mm grate, non-slip, secured**
grate 304 stainless steel, secured,
conforming to DIN 51097 in swimming and shower areas non-slip class B,
conforming to DIN 51130 non-slip class R 11, load class K 3 (300 kg)

ITEM	DIMENSION	PART NO.
grating RHS 15, 5.0 mm massive grate, non-slip, secured	150 x 150 mm	500144
grating RHS 15, 1.5 mm grate, non-slip, secured	150 x 150 mm	500434



grating RHS 15



Type RHS 140 grate non-slip Class C on request.

Modular system for floor drains, series 15

DALLMER gratings PVC-E 15, PVC-EN 15, PVC-ES 15

used with floor drains type 54, 55, 57, 58, 61 and 61/1
specification with flange for securing flexible flooring
spigot PVC-U, frame PVC-U, 150 x 150 mm

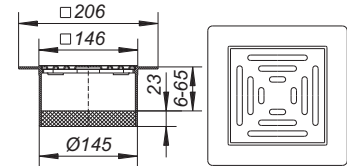
- ▶ **grating PVC-E 15**
grate 304 stainless steel, load class K 3 (300 kg)
- ▶ **grating PVC-EN 15, secured grate**
grate 304 stainless steel, secured, load class K 3 (300 kg)
- ▶ **grating PVC-ES 15, massive grate, secured**
grate 5 mm 316L stainless steel, secured, load class L 15 (1.5 t)

ITEM	DIMENSION	PART NO.
grating PVC-E 15	150 x 150 mm	500137
grating PVC-EN 15, secured grate	150 x 150 mm	500236
grating PVC-ES 15, massive grate, secured	150 x 150 mm	500335

Seal must be used.



grating PVC-E 15



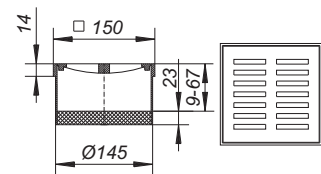
DALLMER grating K 15

used with floor drains type 54, 55, 57, 58, 61 and 61/1
spigot polypropylene, frame polypropylene, 150 x 150 mm,
grate polyamid, class K 3 (300 kg)

ITEM	DIMENSION	PART NO.
grating K 15, polyamide grate	150 x 150 mm	500175



grating K 15



DALLMER gratings VEC 15, VEN 15, VES 15

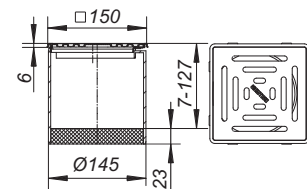
used with floor drains type 54, 55, 57, 58, 61 and 61/1
spigot polypropylene, frame 304 stainless steel, 150 x 150 mm, +/- 15 mm lateral adjustment

- ▶ **grating VEC 15, laterally adjustable**
grate 304 stainless steel, load class K 3 (300 kg)
- ▶ **grating VEN 15, laterally adjustable, secured**
grate 304 stainless steel, secured, load class K 3 (300 kg)
- ▶ **grating VES 15, laterally adjustable, secured**
grate 5 mm 316L stainless steel, secured, load class L 15 (1.5 t)

ITEM	DIMENSION	PART NO.
grating VEC 15, laterally adjustable	150 x 150 mm	500151
grating VEN 15, laterally adjustable, secured	150 x 150 mm	500243
grating VES 15, laterally adjustable, secured	150 x 150 mm	500168



grating VEC 15



Modular system for floor drains, series 15

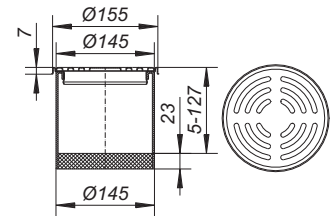
DALLMER grating VER 15

used with floor drains type 54, 55, 57, 58, 61 and 61/1
 spigot polypropylene, frame 304 stainless steel, d: 155 mm,
 grate 304 stainless steel, load class K 3 (300 kg)

ITEM	DIMENSION	PART NO.
grating VER 15	d: 155 mm	500250



grating VER 15



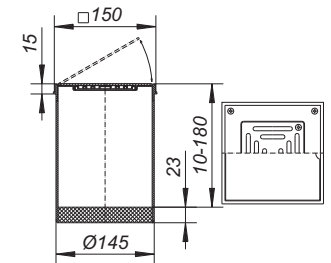
DALLMER grating DES 15

used with floor drains type 54, 55, 57, 58, 61 and 61/1
 spigot polypropylene, frame 304 stainless steel, 150 x 150 mm, grate 304 stainless steel,
 90 x 90 mm, secured, hinged cover 304 stainless steel, load class K 3 (300 kg)

ITEM	DIMENSION	PART NO.
grating DES 15, cover plate stainless steel	150 x 150 mm	500182



grating DES 15



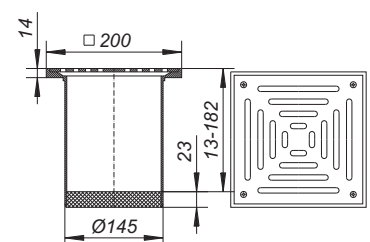
DALLMER grating GES 15

used with floor drains type 54, 55, 57, 58, 61 and 61/1
 spigot polypropylene, frame polypropylene, 200 x 200 mm,
 grate 5 mm 316L stainless steel, secured, load class L 15 (1.5 t)

ITEM	DIMENSION	PART NO.
grating GES 15, massiv grate, secured	200 x 200 mm	500205



grating GES 15



Modular system for floor drains, series 15

DALLMER grating Quadra S 15

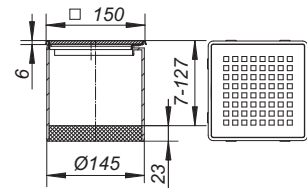
used with floor drains type 54, 55, 57, 58, 61 and 61/1

spigot polypropylene, frame 304 stainless steel, 150 x 150 mm, +/- 15 mm lateral adjustment, design grate 5 mm 316L stainless steel, load class L 15 (1.5 t)

ITEM	DIMENSION	PART NO.
grating Quadra S 15	150 x 150 mm	500410



grating Quadra S 15, 150 x 150 mm



Modular system for floor drains, series 15

DALLMER floor drain type 55 E

conforming to DIN EN 1253

outlet DN 50/DN 70 horizontal, with double ball-joint, adjustable 0 – 55 degrees

SPECIFICATION

- DN 50 side inlet, swivelling 180 degrees
- height adjustable grating E 15
- trap with 50 mm water seal
- rodding eye*
- temporary blanking plate

MATERIAL

polypropylene

frame polypropylene, 100 x 100 mm, grate 304 stainless steel, load class K 3 (300 kg)

FLOW RATE TESTED TO DIN EN 1253

(with 20 mm water over grate)

	Required	Dallmer
DN 50	0,8 l/s	0,96 l/s
DN 70	0,8 l/s	0,87 l/s

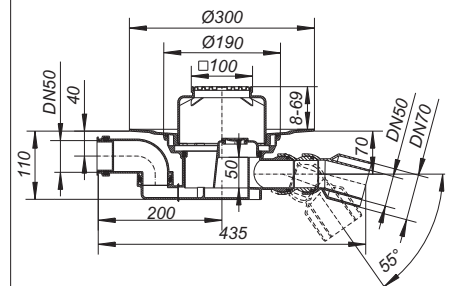
ITEM

floor drain type 55 E

DN	DIMENSION	PART NO.
DN 50/DN 70	100 x 100 mm	551153



floor drain type 55 E



recess size: 240 x 450 mm

DALLMER floor drain type 55 KE

conforming to DIN EN 1253

outlet DN 50/DN 70 horizontal, with double ball-joint, adjustable 0 – 55 degrees

SPECIFICATION

- DN 50 side inlet, swivelling 180 degrees
- height adjustable grating KE 15
- trap with 50 mm water seal
- rodding eye*
- temporary blanking plate

MATERIAL

polypropylen

frame polypropylene, 150 x 150 mm, grate 304 stainless steel grate, class K 3 (300 kg)

FLOW RATE TESTED TO DIN EN 1253

(with 20 mm water over grate)

	Required	Dallmer
DN 50	0,8 l/s	0,96 l/s
DN 70	0,8 l/s	0,87 l/s

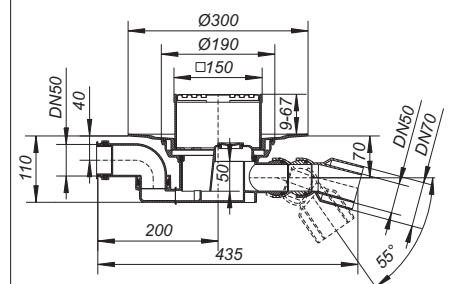
ITEM

floor drain type 55 KE

DN	DIMENSION	PART NO.
DN 50/DN 70	150 x 150 mm	551252



floor drain type 55 KE



recess size: 240 x 450 mm

* Access to trap and outlet via rodding eye.

DN 70 connects to BS4514 75 mm pipework with 880345 adaptor.

Modular system for floor drains, series 15

DALLMER floor drain type 57 KE

conforming to DIN EN 1253
outlet DN 70/DN 100 horizontal

SPECIFICATION

- height adjustable grating KE 15
- trap with 50 mm water seal
- rodding eye*
- temporary blanking plate

MATERIAL

polypropylen
frame polypropylene, 150 x 150 mm, grate 304 stainless steel grate, class K 3 (300 kg)

FLOW RATE TESTED TO DIN EN 1253

(with 20 mm water over grate)

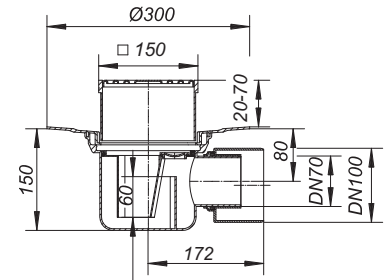
	Required	Dallmer
DN 70	0,8 l/s	1,47 l/s
DN 100	1,4 l/s	1,67 l/s

ITEM	DN	DIMENSION	PART NO.
floor drain type 57 KE	DN 70/DN 100	150 x 150 mm	571274

* Access to trap and outlet via rodding eye.



floor drain type 57 KE, DN 50/DN 70



recess size: 240 x 370 mm

DALLMER floor drain type 61 HT/E

conforming to DIN EN 1253
outlet DN 50/DN 70 vertical, for connection to plastic pipework

SPECIFICATION

- height adjustable grating E 15
- removable trap insert, 50 mm water seal
- temporary blanking plate


MATERIAL


polypropylene
frame polypropylene, 100 x 100 mm, grate 304 stainless steel, class K 3 (300 kg)

FLOW RATE TESTED TO DIN EN 1253

(with 20 mm water over grate)

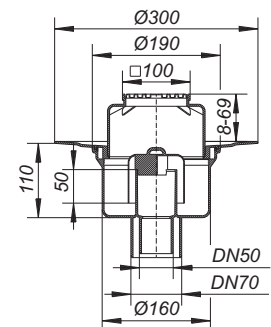
	Required	Dallmer
DN 50	0,8 l/s	1,78 l/s
DN 70	0,8 l/s	1,97 l/s

ITEM	DN	DIMENSION	PART NO.
 floor drain type 61 HT/E	DN 50/DN 70	100 x 100 mm	611154

 Fire protection system 1 (Part No. 515018) applicable.



floor drain type 61 HT/E



recess size: 200 x 240 mm
core drill: d: 180 mm

DN 70 connects to BS4514 75 mm pipework with 880345 adaptor.

Modular system for floor drains, series 15

DALLMER floor drain type 61 HT/KE

conforming to DIN EN 1253

outlet vertical, for connection to plastic pipework

SPECIFICATION

- height adjustable grating KE 15
- removable trap insert, 50 mm water seal
- temporary blanking plate



MATERIAL


polypropylene

frame polypropylene, 100 x 100 mm, grate 304 stainless steel, load class K 3 (300 kg)

FLOW RATE TESTED TO DIN EN 1253 (with 20 mm water over grate)

	Required	Dallmer
DN 50	0,8 l/s	1,78 l/s
DN 70	0,8 l/s	1,97 l/s
DN 100	1,4 l/s	1,98 l/s

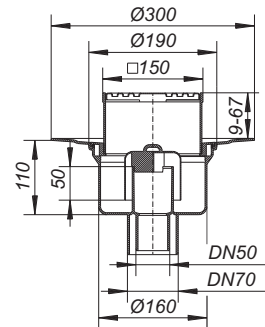
ITEM	DN	DIMENSION	PART NO.
 floor drain type 61 HT/KE	DN 50/DN 70	150 x 150 mm	611253
 floor drain type 61 HT/KE	DN 100	150 x 150 mm	611260

-  For sizes up to DN 70, fire protection system 1 may be used (Part No. 515018), DN 100 with fire protection system 2 (Part No. 515025).

DN 70 connects to BS4514 75 mm pipework with 880345 adaptor.



floor drain type 61 HT/KE



recess size: 200 x 240 mm
core drill: d: 180 mm

Modular system for floor drains, series 15

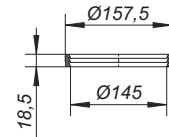
DALLMER back flow seal S 15

seals between grating and floor drain body
For use with S 15 sealing kit or DallBit floor drain bodies S 15

ITEM	PART NO.
back flow seal S 15	590022



back flow seal S 15



DALLMER sealing kit S 15

for installation of a floor drain body with a waterproofing membrane,
used with floor drains S 15 and type 550 raising piece

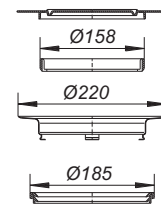
SPECIFICATION

- stainless steel clamp ring
- PE lip seal
- PP support ring
- temporary blanking plate/template

ITEM	PART NO.
sealing kit S 15	560506



sealing kit S 15



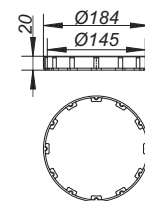
DALLMER support ring for 560506, white

spare part for sealing kit S 15

ITEM	PART NO.
support ring, white	590084



support ring, white



DALLMER waterproofing collar S 15

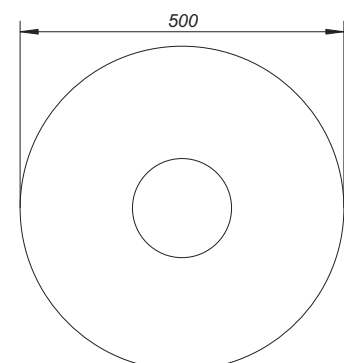
cut from single-ply membrane material, used with floor drains series 15 and raising piece 550

- ▶ waterproofing collar S 15, flexible PVC
flexible PVC, d: 500 mm
- ▶ waterproofing collar S 15, EPDM
EPDM, d: 500 mm

ITEM	DIMENSION	PART NO.
waterproofing collar S 15, flexible PVC	d: 500 mm	790118
waterproofing collar S 15, EPDM	d: 500 mm	790125



waterproofing collar S 15, flexible PVC



Other materials on request.

Modular system for floor drains, series 15

DALLMER hair sieve S 15

used with gratings and frames series S 15 with dimension 150 x 150 mm and with utility drains 57 AK and 61 AK

MATERIAL
polypropylene

ITEM	DIMENSION	PART NO.
hair sieve S 15	d: 144 mm	591050



hair sieve S 15

DALLMER raising piece type 550

used with floor drain types 54/55, 57/58, 61 and 61/1

SPECIFICATION

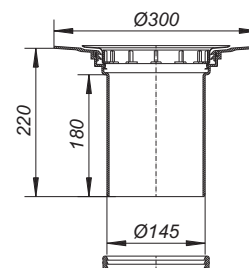
- S 15 seal
- temporary blanking plate

MATERIAL
polypropylene

ITEM	PART NO.
raising piece type 550 with sealing kit S 15	560001
raising piece type 550 without sealing kit S 15	560018



raising piece type 550



DALLMER raising piece type 550 DallBit

used with floor drain types 54/55, 57/58, 61 and 61/1

With d: 500 mm collar of 5.0 mm thick bituminous membrane, welded to the flange and secured with stainless steel clamp ring.

SPECIFICATION

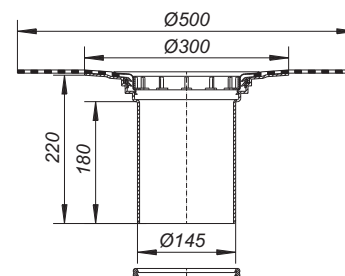
- S 15 seal
- temporary blanking plate

MATERIAL
polypropylene

ITEM	PART NO.
raising piece type 550 DallBit S 15	562005



raising piece type 550 DallBit S 15





Floor drains

Series 10 and Series 15 gratings, refurb gratings

New on old – RENO gratings for soft renovations

If you are carrying out a soft renovation of tiled flooring – i.e. new tiles on top of old flooring – RENO gratings can be installed over the existing floor drain to replace the old grating. We offer a whole range of gratings that can be combined with your products. RENO frames can also be combined with designer cover plates from our Bathroom + Spa product range.



Grates for floor drains

DALLMER grate E 90

for 100 x 100 mm frame

MATERIAL

304 stainless steel, load class K 3 (300 kg)

ITEM	DIMENSION	PART NO.
grate E 90	90 x 90 mm	501011



grate E 90



DALLMER grate EN 90

for 100 x 100 mm frame with threaded inserts, secured

MATERIAL

304 stainless steel, with screws, load class K 3 (300 kg)

ITEM	DIMENSION	PART NO.
grate EN 90	90 x 90 mm	501066



grate EN 90



DALLMER grate ES

massiv grates for frames with threaded inserts

MATERIAL

5 mm 316L stainless steel, with screws, load class L 15 (1.5 t)

► grate ES 90, massive
for 100 x 100 mm frames

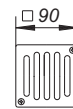
► grate ES 140, massive
for 150 x 150 mm frame

► grate ES 190, massive
for 200 x 200 mm frame

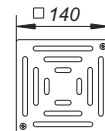
ITEM	DIMENSION	PART NO.
grate ES 90, massive	90 x 90 mm	501028
grate ES 140, massive	140 x 140 mm	501127
grate ES 190, massive	190 x 190 mm	501202



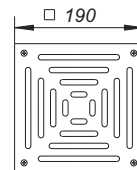
grate ES 90



grate ES 140



grate ES 190



Colour coated grates on request.

Grates for floor drains

DALLMER grate E 140

for 150 x 150 mm frame

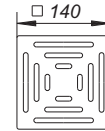
MATERIAL

304 stainless steel, load class K 3 (300 kg)

ITEM	DIMENSION	PART NO.
grate E 140	140 x 140 mm	501110



grate E 140



DALLMER grate EN 140

for 150 x 150 mm frame with threaded inserts, secured

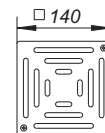
MATERIAL

304 stainless steel, with screws, load class K 3 (300 kg)

ITEM	DIMENSION	PART NO.
grate EN 140	140 x 140 mm	501219



grate EN 140



DALLMER grate RHS 140

conforming to DIN 51130/DIN 51097

non-slip grates for 150 x 150 mm frame with threaded inserts

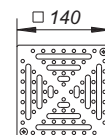
- ▶ **grate RHS 140, 5.0 mm massive, non-slip, secured**
5 mm 316L stainless steel, with screws, conforming to DIN 51097 in swimming and shower areas non-slip class B, conforming to DIN 51130 non-slip class R 12, load class L 15 (1.5 t)
- ▶ **grate RHS 140, 1.5 mm, non-slip, secured**
304 stainless steel, with screws, conforming to DIN 51097 in swimming and shower areas non-slip class B, conforming to DIN 51130 non-slip class R 11, load class K 3 (300 kg)

ITEM	DIMENSION	PART NO.
grate RHS 140, 5.0 mm massive, non-slip, secured	140 x 140 mm	501141
grate RHS 140, 1.5 mm, non-slip, secured	140 x 140 mm	501783

Type RHS 140 grate non-slip Class C on request.



grate RHS 140



DALLMER grate K 140

for 150 x 150 mm frame

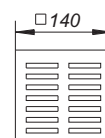
MATERIAL

polyamide, load class K 3 (300 kg)

ITEM	DIMENSION	PART NO.
grate K 140, polyamide	140 x 140 mm	501172



grate K 140



Colour coated grates on request.

Grates for floor drains

DALLMER grate VER

for frames with d: 120 or d: 155 mm

MATERIAL

304 stainless steel, load class K 3 (300 kg)

ITEM	DIMENSION	PART NO.
grate VER	d: 145 mm	501257
grate VER	d: 115 mm	501264



grate VER



DALLMER grate E 115, EN 115

for 120 x 120 mm frame

MATERIAL

304 stainless steel class K 3 (300 kg)

ITEM	DIMENSION	PART NO.
grate E 115	115 x 115 mm	501080
grate EN 115, , secured, with screws	115 x 115 mm	501097



grate E 115



Colour coated grates on request.

DALLMER vandal resistant screws

for secured grates, 304 stainless steel, matching key available

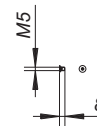
MATERIAL

304 stainless steel

ITEM	DIMENSION	PART NO.
vandal resistant screws, 2 pieces	M 5 x 8	495167
vandal resistant screws, 2 pieces	M 6 x 8	495174
vandal resistant screws, 2 pieces	M 6 x 10	590220
vandal resistant screws, 2 pieces	M 6 x 14	590237



vandal resistant screws, 2 pieces



DALLMER key for vandal resistant screws

Matching key for vandal resistant screws.

ITEM	DIMENSION	PART NO.
key for vandal resistant screws M 5	SW 3	495181
key for Vandal resistant screws M 6	SW 4	590244



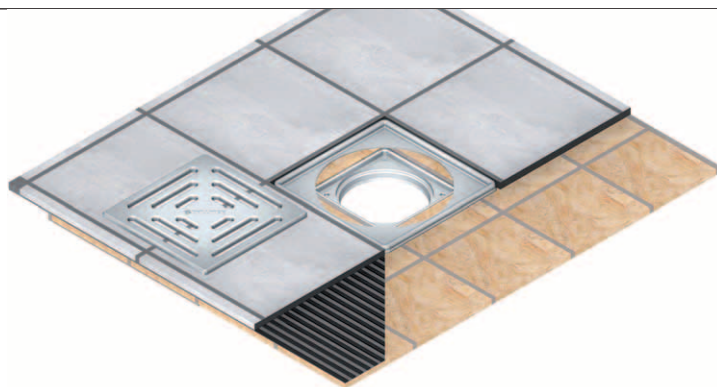
key for vandal resistant screws M 5



Replacement gratings

New on old
use RENO for quick, effective renovation

When renovating by tiling over existing tiles, one of the RENO range of gratings can be fitted over the existing floor drain. All the frames shown here can be upgraded with grates from our Design range to further enhance a new bathroom.



DALLMER RENO-grating

with grate, for installation in a new tiled floor over an existing drain
frame 304 stainless steel
grate 304 stainless steel, load class K 3 (300 kg)

ITEM	DIMENSION	PART NO.
RENO-grating	100 x 100 mm	504029
RENO-grating	150 x 150 mm	504005



RENO-grating



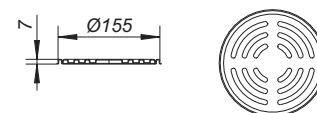
DALLMER RENO-grating round

with grate, for installation in a new tiled floor over an existing drain
frame 304 stainless steel
grate 304 stainless steel, class K 3 (300 kg)

ITEM	DIMENSION	PART NO.
RENO-grating, round	d: 155 mm	504012




RENO-grating, round



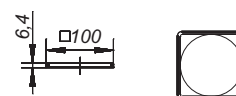
DALLMER RENO-frame

for installation in a new tiled floor over an existing drain
material 304 stainless steel

ITEM	DIMENSION	PART NO.
RENO-frame	100 x 100 mm	495518
RENO-frame	120 x 120 mm	495532
RENO-frame	150 x 150 mm	500502



RENO-frame



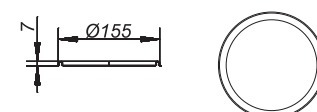
DALLMER RENO-frame round

for installation in a new tiled floor over an existing drain
frame 304 stainless steel

ITEM	DIMENSION	PART NO.
RENO-frame, round	d: 155 mm	500496
RENO-frame, round	d: 120 mm	495549



RENO-frame, round



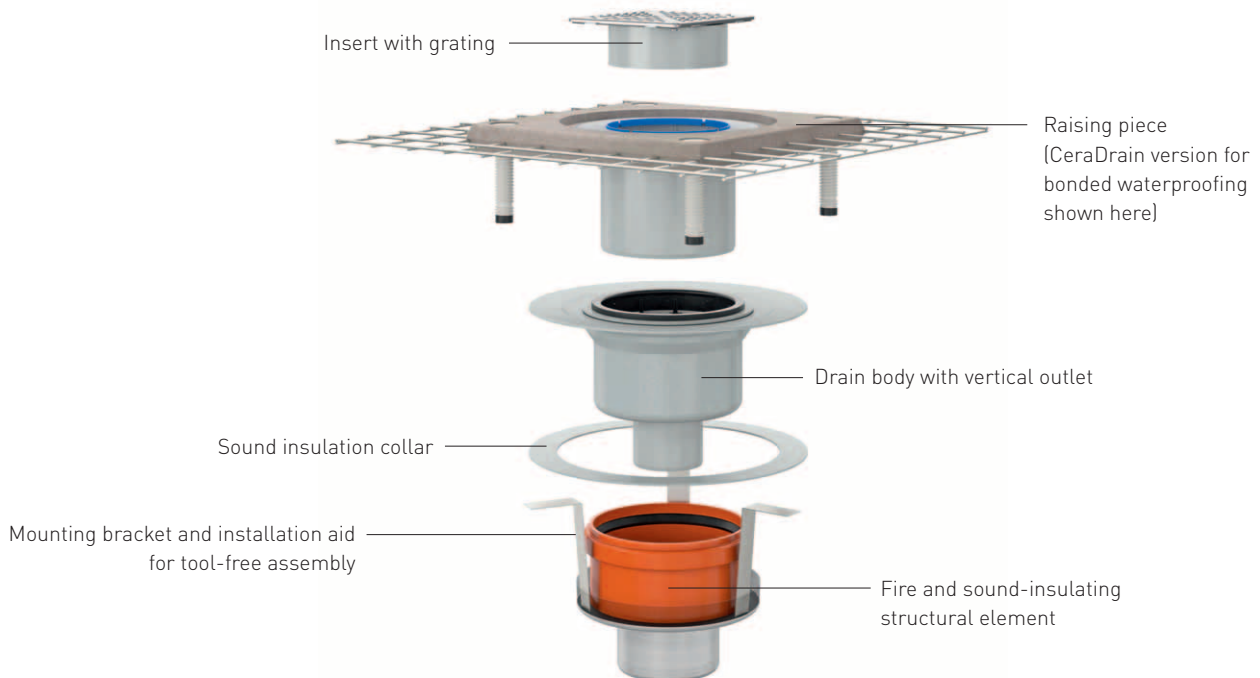


Floor drains

Fire protection for floor drains


Tested and approved: Fire protection systems for floor drains

Within the context of preventive fire protection, plastic floor drains with vertical outlets are regarded as pipe/ceiling feed-throughs that require sealing off. Dallmer has satisfied this requirement with a fire protection system that can be installed quickly and easily and without tools. It is suitable for ceilings that fall in fire protection classes F 30/60/90/120. The assembly system includes a sound insulation collar that separates the drain body from the main building structure, thus preventing any structure-borne sound.




Operation in case of fire

The fire insulating structural element has a fire insulating insert made up of an intumescent material (material that foams in the event of a fire), which begins to foam at a heat of approx. 150 °C. The volume of the material increases approx. 15/20-fold. This seals off the ceiling feed-through quickly, reliably and safely and prevents the spread of any heat, flames or smoke via this feed-through.



1. The fire heats the material that foams in the event of a fire (formation of insulating material)



2. Ceiling feed-through is sealed off

Fire protection for drain bodies in ceilings and concrete flat roofs

DALLMER fire and sound-insulating collar – installation kit 1

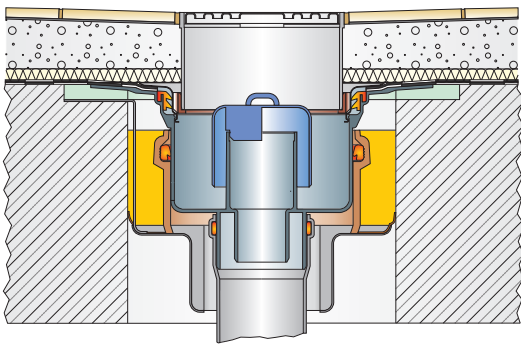
used with floor channel CeraLine vertical F 1300 – F 2000, floor drain bodies 61 HT, 61 HT DallBit, 61 GA, 61 GA DallBit, floor drains 61 HT/E, 61 HT/KE in DN 50 and DN 50/DN 70 sizes without inlet, type 62 roof drains DN 70 and floor drains CIRCO V.
For F 30/60/90/120 rated floors.

SPECIFICATION

- insertion element
- intumescent material
- built-in hangers
- mortar guard
- sound-insulating collar
- blanking plate

connects to:

plastic pipework DN 50 and DN 70 with couplings



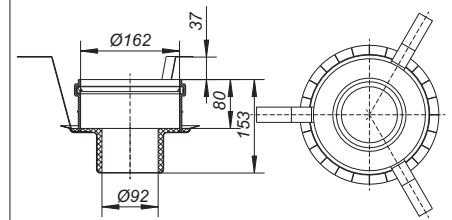
Installation kit 1

with floor drain body 61 HT DallBit
DN 50/DN 70 and grating KE 15

Fire protection class R 30/60/90/120
approval number Z-19.17-1543



fire and sound-insulating collar – installation kit 1



core drill: d: 200 mm

ITEM	DN	PART NO.
fire and sound-insulating collar – installation kit 1	DN 50/DN 70	515018

DALLMER sleeve former No 1

coated styrofoam, used when installing fire and sound-insulating collar – installation kit 1 and 5

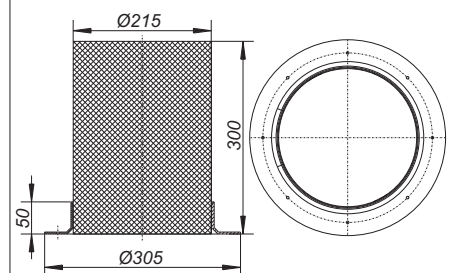
SPECIFICATION

holder in polypropylene

ITEM	DIMENSION	PART NO.
sleeve former No 1	d: 215 mm	590268



sleeve former No 1



Fire protection for drain bodies in ceilings and concrete flat roofs

DALLMER fire and sound-insulating collar – installation kit 2

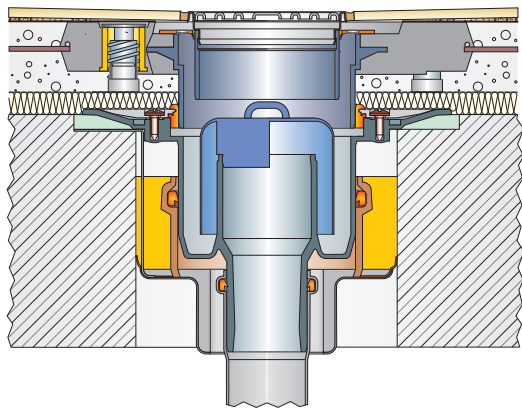
used with floor channel CeraLine vertical F 500 – F 1200, floor drains TistoLine and TistoPlan vertical, floor drain bodies 40 S, 40 PE, 40 DallBit and floor drains 40 SE, 40 SE 12.
For F 30/60/90/120 rated floors.

SPECIFICATION

- insertion element
- intumescent material
- built-in hangers
- mortar guard
- sound-insulating collar
- blanking plate

connects to:

plastic pipework DN 50 with couplings,
cast iron pipework DN 50 with DALLMER HT/SML pipe coupling DN 50/DN 50 (part-no. 880024)



Installation kit 2

with floor drain body 40 S, CeraDrain collar S 10 and grating VC 10

Fire protection class R 30/60/90/120
approval number Z-19.17-1543

ITEM	DN	PART NO.
fire and sound-insulating collar – installation kit 2	DN 50	515025

DALLMER sleeve former No 2

coated styrofoam, used when installing fire and sound-insulating collar – installation kit 2

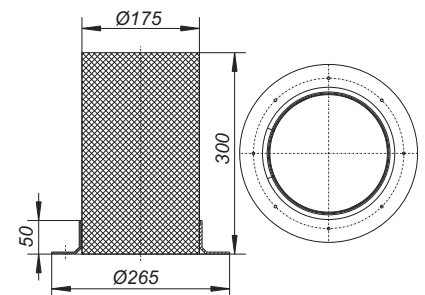
SPECIFICATION

holder in polypropylene

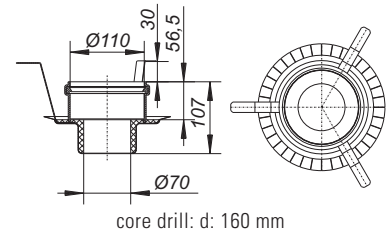
ITEM	PART NO.
sleeve former No 2 DD 160, d: 175 mm	495501



sleeve former No 2 DD 160



fire and sound-insulating collar – installation kit 2



core drill: d: 160 mm

Fire protection for drain bodies in ceilings and concrete flat roofs

DALLMER fire and sound-insulating collar – installation kit 3

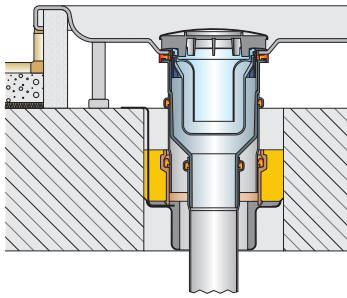
used with shower drains ORIO V and 49 KE, DN 50 size.
For F 30/60/90/120 rated floors.

SPECIFICATION

- insertion element
- intumescent material
- built-in hangers
- mortar guard
- blanking plate

connects to:

plastic pipework DN 50 with couplings,
cast iron pipework DN 50 with DALLMER HT/SML pipe coupling DN 50/DN 50 (part-no. 880024)



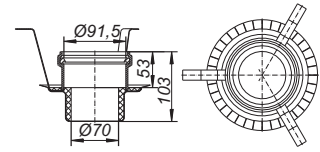
Installation kit 3 with ORIO V shower trap

Fire protection class R 30/60/90/120
approval number Z-19.17-1543

ITEM	DN	PART NO.
fire and sound-insulating collar – installation kit 3	DN 50	515032



fire and sound-insulating collar – installation kit 3



core drill: d: 140/150 mm

DALLMER fire and sound-insulating collar – installation kit 4

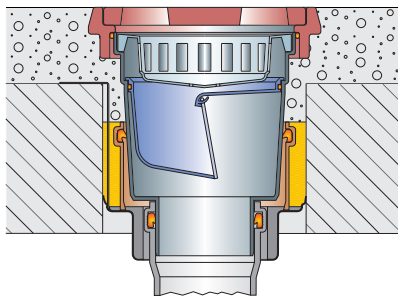
used with car-parking deck drain bodies 606.0, 606.1, 616.0, 616.1, 616.0 DallBit and 616.1 Dallbit, DN 100 size.
For F 30/60/90 rated floors.

SPECIFICATION

- insertion element
- intumescent material
- built-in hangers
- mortar guard
- blanking plate

connects to:

plastic pipework DN 100 with couplings,
cast iron pipework DN 100 with DALLMER HT/SML pipe coupling DN 100/DN 100 (part no. 880062)



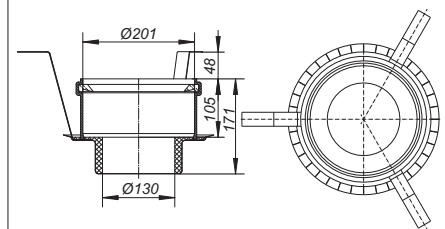
Installation kit 4 with yard drain 606.1¹⁾

Fire protection class R 30/60/90/120
approval number Z-19.17-1547

ITEM	DN	PART NO.
fire and sound-insulating collar – installation kit 4	DN 100	515049



fire and sound-insulating collar – installation kit 4



core drill: d: 250 mm

¹⁾ For F 120 floors the supplied frost-proof flap-valve must be trap insert with bell trap (part.no. 864932)

Fire protection for drain bodies in ceilings and concrete flat roofs

DALLMER fire and sound-insulating collar – installation kit 5

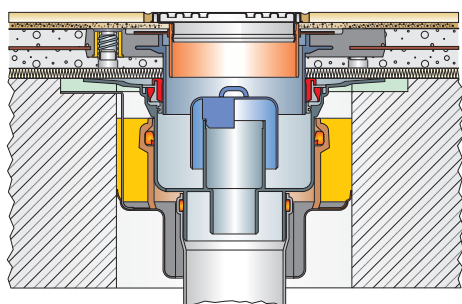
used with floor drain bodies 61 HT, 61 HT DallBit, 61 HT PP-NIRO, 61 HT DallBit PP-NIRO, 61 GA, 61 GA DallBit in DN 100 size and type 62 H roof drains DN 70
For F 30/60/90/120 rated floors.

SPECIFICATION

- insertion element
- intumescent material
- built-in hangers
- mortar guard
- sound-insulating collar
- blanking plate

connects to:

plastic pipework DN 100 with couplings (if used with types 61 HT),
cast iron pipework DN 100 with Rapid-connectors (if used with types 61 GA)



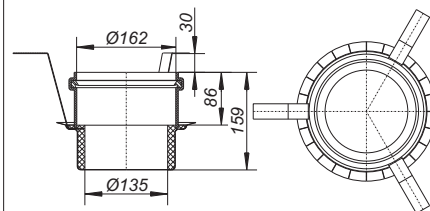
Installation kit 5

with floor drain body 61 HT DN 100,
CeraDrain collar S 15 and grating VC 15

Fire protection class R 30/60/90/120
approval number Z-19.17-1543



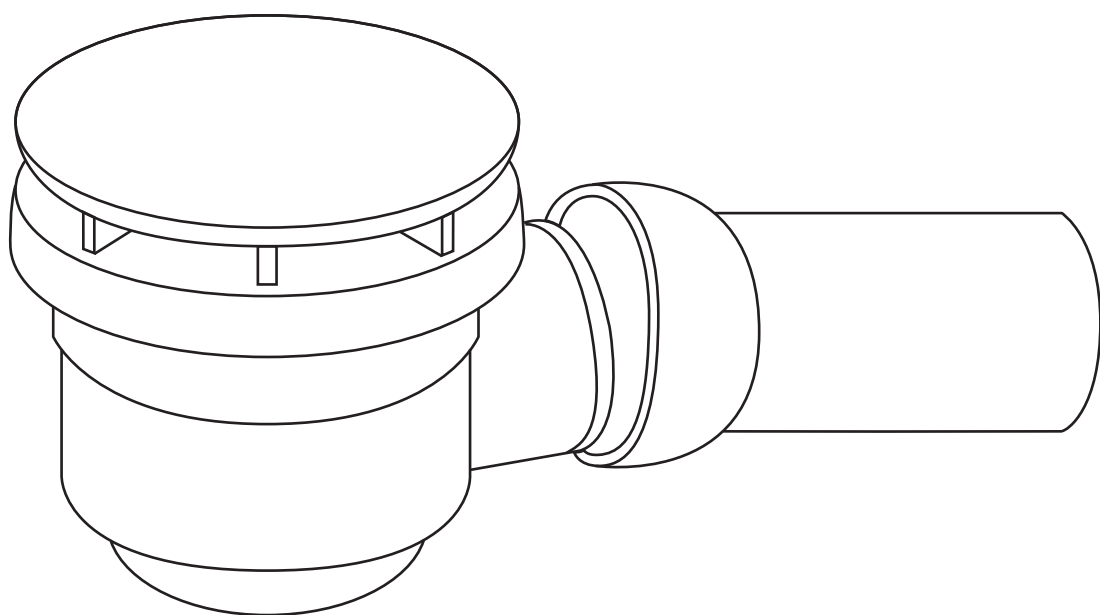
fire + sound-insulating collar – installation kit 5




core drill: d: 200 mm

ITEM	DN	PART NO.
fire and sound-insulating collar – installation kit 5	DN 70/DN 100	515056

Shower traps





Shower traps

ORIO / TELOS / SOLOS

- As well as our classic ORIO, we also offer the ORIO 60 for extremely shallow shower trays
- The ORIO V Vertical version can be equipped with a fire protection element for sealing off floor penetrations.
- Our TELOS shower traps with integrated dip tube and SOLOS add a distinctive touch to classic shower trays with a 50-mm outlet
- Tool-free installation using the supplied installation key

Technical specifications

Build-in heights: 85 mm (ORIO) / 60 mm (ORIO 60)

Drainage rates: 0.45 l/s (ORIO) / 0.42 l/s (ORIO 60)

For shower trays with a 90-mm outlet



Easy cleaning



Remove cover



Remove trap insert



Remove trap cup to clean

Shower traps

DALLMER shower trap ORIO

conforming to DIN EN 274
with build-in height only 85 mm, for shower trays with a 90 mm outlet

SPECIFICATION

- outlet DN 50 horizontal, with ball-joint, adjustable 0 – 15 degrees
- trap insert, removable for cleaning
- temporary blanking plate/installation key

MATERIAL

trap polypropylene, raised grid stainless steel or ABS chromed

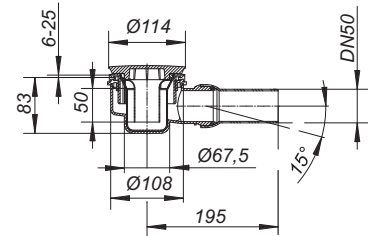
FLOW RATE TESTED TO DIN EN 274 (with 15 mm water over grate)

	Required	Dallmer
DN 50	0,4 l/s	0,45 l/s

ITEM	DN	PART NO.
shower trap ORIO, raised grid stainless steel	DN 50	160119
shower trap ORIO, raised grid ABS chromed	DN 50	160201



shower trap ORIO



DALLMER shower trap ORIO 60

extremely low build-in height (60 mm), for shower trays with a 90 mm outlet

SPECIFICATION

- outlet DN 40 horizontal, with ball-joint, adjustable 0 – 15 degrees
- trap insert, removable for cleaning
- temporary blanking plate/installation key

MATERIAL

trap polypropylene, raised grid stainless steel or ABS chromed

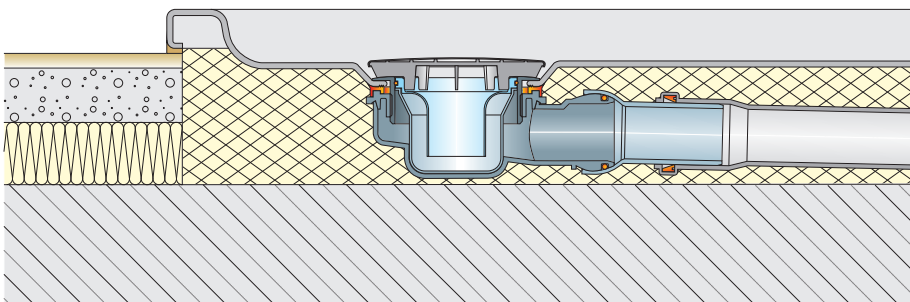
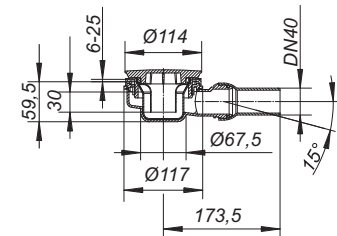
FLOW RATE TESTED TO DIN EN 274 (with 15 mm water over grate)

	Required	Dallmer
DN 40	0,4 l/s	0,42 l/s

ITEM	DN	PART NO.
shower trap ORIO 60, raised grid stainless steel	DN 40	160294
shower trap ORIO 60, raised grid ABS chromed	DN 40	160324



shower trap ORIO 60



The outlet connector can be supplied in ABS to suit British Standard sizes and PE-HD conforming to DIN EN 1519. Please enquire.

Other colours on request.

Shower traps

DALLMER shower trap ORIO V

conforming to DIN EN 274
for shower trays with a 90 mm outlet

SPECIFICATION


- outlet DN 50 vertical
- trap insert, removable for cleaning
- temporary blanking plate/installation key


MATERIAL

trap polypropylene, raised grid stainless steel or ABS chromed

FLOW RATE TESTED TO DIN EN 274 (with 15 mm water over grate)

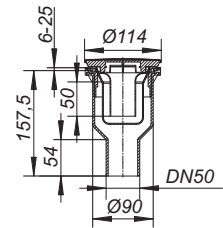
	Required	Dallmer
DN 50	0,4 l/s	0,51 l/s

ITEM	DN	PART NO.
 shower trap ORIO V, vertical, raised grid stainless steel	DN 50	160218
shower trap ORIO V, vertical, raised grid chromed	DN 50	160249

 Fire protection system 3 (Part No. 515032) applicable.



shower trap ORIO V, vertical



DALLMER shower trap body ORIO

conforming to DIN EN 274
with build-in height only 85 mm, for shower trays with a 90 mm outlet

SPECIFICATION

- outlet DN 50 horizontal, with ball-joint, adjustable 0 – 15 degrees
- trap insert, removable for cleaning
- temporary blanking plate/installation key

MATERIAL

polypropylene

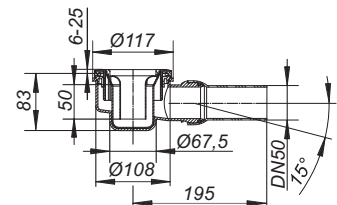
FLOW RATE TESTED TO DIN EN 274 (with 15 mm water over grate)

	Required	Dallmer
DN 50	0,4 l/s	0,45 l/s

ITEM	DN	PART NO.
shower trap body ORIO	DN 50	160010



shower trap body ORIO



The outlet connector can be supplied in ABS to suit British Standard sizes and PE-HD conforming to DIN EN 1519. Please enquire.

Other colours on request.

Shower traps

DALLMER shower trap body ORIO 60

extremely low build-in height (60 mm), for shower trays with a 90 mm outlet

SPECIFICATION

- outlet DN 40 horizontal, with ball-joint, adjustable 0 – 15 degrees
- trap insert, removable for cleaning
- temporary blanking plate/installation key

MATERIAL

polypropylene

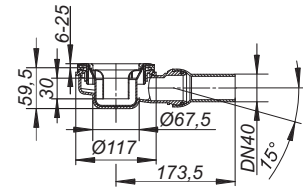
FLOW RATE TESTED TO DIN EN 274 (with 15 mm water over grate)

	Required	Dallmer
DN 40	0,4 l/s	0,42 l/s

ITEM	DN	PART NO.
shower trap body ORIO 60	DN 40	160355



shower trap body ORIO 60



DALLMER shower trap body ORIO V

conforming to DIN EN 274
for shower trays with a 90 mm outlet

SPECIFICATION


- outlet DN 50 vertical
- trap insert, removable for cleaning
- temporary blanking plate/installation key


MATERIAL

polypropylene

FLOW RATE TESTED TO DIN EN 274 (with 15 mm water over grate)

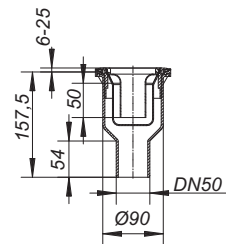
	Required	Dallmer
DN 50	0,4 l/s	0,51 l/s

ITEM	DN	PART NO.
 shower trap body ORIO V	DN 50	160027

 Fire protection system 3 (Part No. 515032) applicable.



shower trap body ORIO V



The outlet connector can be supplied in ABS to suit British Standard sizes and PE-HD conforming to DIN EN 1519. Please enquire.

Other colours on request.

Shower traps

DALLMER raised grid ORIO

ABS, with choice of finish: stainless steel, chromed or white

ITEM	PART NO.
raised grid ORIO, stainless steel	160706
raised grid ORIO, ABS chromed	160812
raised grid ORIO, ABS white	160829
raised grid ORIO, ABS chromed, manufactured 2004 - May 2010	162809
raised grid ORIO, ABS white, manufactured 2004 - May 2010	162830

Other colours on request.



raised grid ORIO, stainless steel



Shower traps

DALLMER shower trap SOLOS

conforming to DIN EN 274
for shower trays with a 50 mm outlet

SPECIFICATION

- outlet DN 50 horizontal, with ball-joint, adjustable 0 – 15 degrees
- raised grid removable for cleaning

MATERIAL

trap polypropylene, raised grid ABS

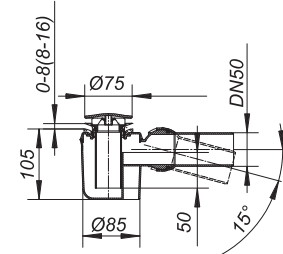
FLOW RATE TESTED TO DIN EN 274 (with 15 mm water over grate)

	Required	Dallmer
DN 50	0,4 l/s	0,72 l/s

ITEM	DN	PART NO.
shower trap SOLOS, raised grid chromed	DN 50	150318



shower trap SOLOS



DALLMER shower trap TELOS

conforming to DIN EN 274
for shower trays with a 50 mm outlet

SPECIFICATION

- outlet DN 50 horizontal, with ball-joint, adjustable 0 – 15 degrees
- integral stand pipe
- raised grid removable for cleaning

MATERIAL

trap polypropylene, raised grid ABS

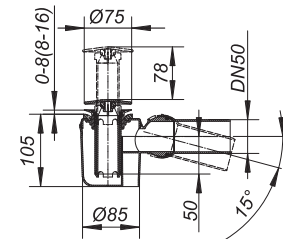
FLOW RATE TESTED TO DIN EN 274 (with 15 mm water over grate)

	Required	Dallmer
DN 50	0,4 l/s	0,72 l/s

ITEM	DN	PART NO.
shower trap TELOS, raised grid chromed	DN 50	150110



shower trap TELOS



The outlet connector can be supplied in ABS to suit British Standard sizes and PE-HD conforming to DIN EN 1519. Please enquire.

Shower traps

DALLMER shower trap TELOS V


conforming to DIN EN 274
for shower trays with a 50 mm outlet

SPECIFICATION


- outlet DN 50 vertical
- integral stand pipe
- raised grid removable for cleaning

MATERIAL

trap polypropylene, raised grid ABS



dompelbuis boven – water wordt afgedamd



dompelbuis beneden – water stroomt uit

FLOW RATE TESTED TO DIN EN 274

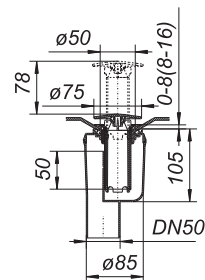
(with 15 mm water over grate)

	Required	Dallmer
DN 50	0,4 l/s	0,72 l/s

ITEM	DN	PART NO.
shower trap TELOS V, vertical, raised grid chromed	DN 50	150219



shower trap TELOS V, vertical



The outlet connector can be supplied in ABS to suit British Standard sizes and PE-HD conforming to DIN EN 1519. Please enquire.

Shower traps

DALLMER shower trap body TELOS

conforming to DIN EN 274
for shower trays with a 50 mm outlet

SPECIFICATION

– outlet DN 50 horizontal, with ball-joint, adjustable 0 – 15 degrees

MATERIAL

polypropylene

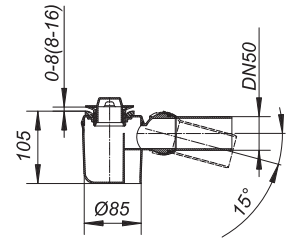
FLOW RATE TESTED TO DIN EN 274 (with 15 mm water over grate)

	Required	Dallmer
DN 50	0,4 l/s	0,72 l/s

ITEM	DN	PART NO.
shower trap body TELOS	DN 50	150011



shower trap body TELOS



DALLMER shower trap body TELOS V

conforming to DIN EN 274
for shower trays with a 50 mm outlet

SPECIFICATION

– outlet DN 50 vertical

MATERIAL

polypropylene

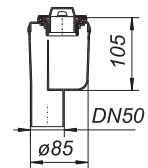
FLOW RATE TESTED TO DIN EN 274 (with 15 mm water over grate)

	Required	Dallmer
DN 50	0,4 l/s	0,72 l/s

ITEM	DN	PART NO.
shower trap body TELOS V	DN 50	150028



shower trap body TELOS V



DALLMER raised grid TELOS

stand pipe with flexibly mounted cap and seal

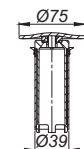
MATERIAL

stand pipe polypropylene, raised grid ABS

ITEM	PART NO.
raised grid TELOS with stand pipe, ABS chromed	150516



raised grid TELOS with stand pipe



The outlet connector can be supplied in ABS to suit British Standard sizes and PE-HD conforming to DIN EN 1519. Please enquire.

Shower traps

DALLMER trap type 200

conforming to DIN EN 274
for shower trays, bidets or bath tubs with 1 1/2" waste

SPECIFICATION

– adjustable ball-joint outlet DN 40/DN 50

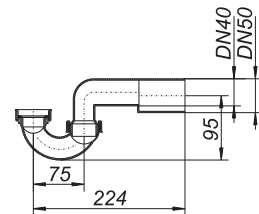
MATERIAL

polypropylene

ITEM	DIMENSION	PART NO.
trap type 200	1 1/2" x DN 40/DN 50	170606



trap type 200



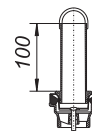
DALLMER stand pipe assembly type 018 KSCR

1 1/2" waste for shower trays, with 100 mm standpipe ABS, chromed

ITEM	DIMENSION	PART NO.
stand pipe assembly 018 KSCR, chromed	100 mm	170132



stand pipe assembly 018 KSCR, chromed



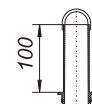
DALLMER stand pipe

fits an existing 1 1/2" plug waste, 100 mm high, clear polycarbonate or ABS chromed

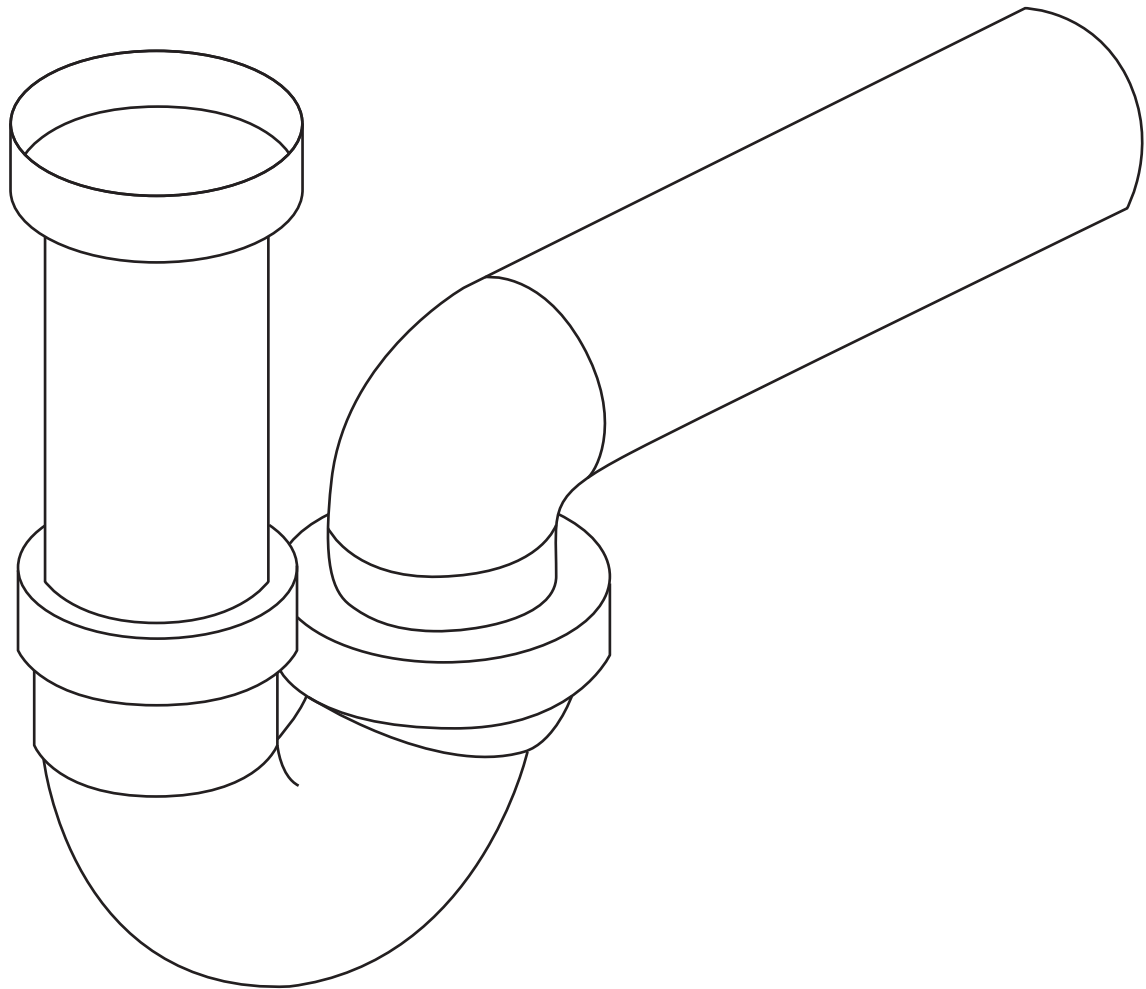
ITEM	DIMENSION	PART NO.
stand pipe, clear acrylic	100 mm	170149
stand pipe, ABS chromed	100 mm	170156



stand pipe, clear acrylic



Traps



Urinal traps 74

Concealed traps for washing appliances 78

Traps for vanity units, concealed traps for washbasins 86

Tubular/space-saver traps, traps for washing appliances, bottle traps 92

Condensate traps/traps for air-conditioners 106



Urinal traps

Suction urinal trap HL 430

- Complies with DIN 19541
- For suction bowl urinals conforming to DIN 1390 with concealed outlet
- Flush volume > 1 l
- Excellent self-cleaning properties thanks to high flow velocity
- Outlet can be swivelled 0–90 degrees
- Multi-lip seal for 50-mm urinal outlet



Urinal traps

DALLMER urinal trap HL 430

conforming to DIN 19541 (DN 50)
for suction bowl urinals conforming to DIN 1390 with concealed outlet and with flush volume from 1 l up

SPECIFICATION

- outlet adjustable 0 - 90 degrees
- lip seals for d: 50 mm urinal outlet

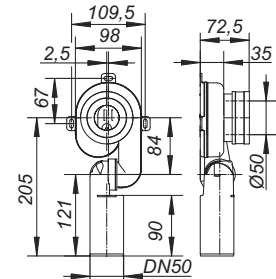
MATERIAL

polypropylene

ITEM	DN	PART NO.
urinal trap HL 430	DN 50	360021
urinal trap HL 430	DN 40	360014



urinal trap HL 430

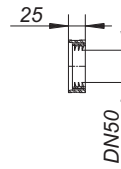


DALLMER lip seal for HL 430

ITEM	DN	PART NO.
lip seal for HL 430	DN 50	368003



lip seal for HL 430



DALLMER urinal trap 119

SPECIFICATION

- height adjustable socket
- concealed 2" lip seal for urinal spigot
- ball joint adjustable outlet DN 50
- escutcheon

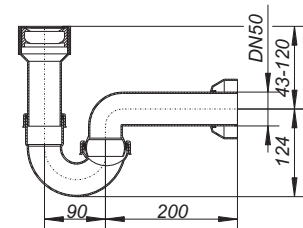
MATERIAL

white polypropylene

ITEM	DN	PART NO.
urinal trap 119	DN 50	030924



urinal trap 119



DALLMER socket connector type 019

used with sinks, urinal bowls etc.

SPECIFICATION

- recessed 2" lip-seal

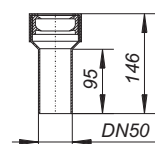
MATERIAL

polypropylene

ITEM	DN	DIMENSION	PART NO.
socket connector type 019	DN 50	140 mm	080929



socket connector type 019

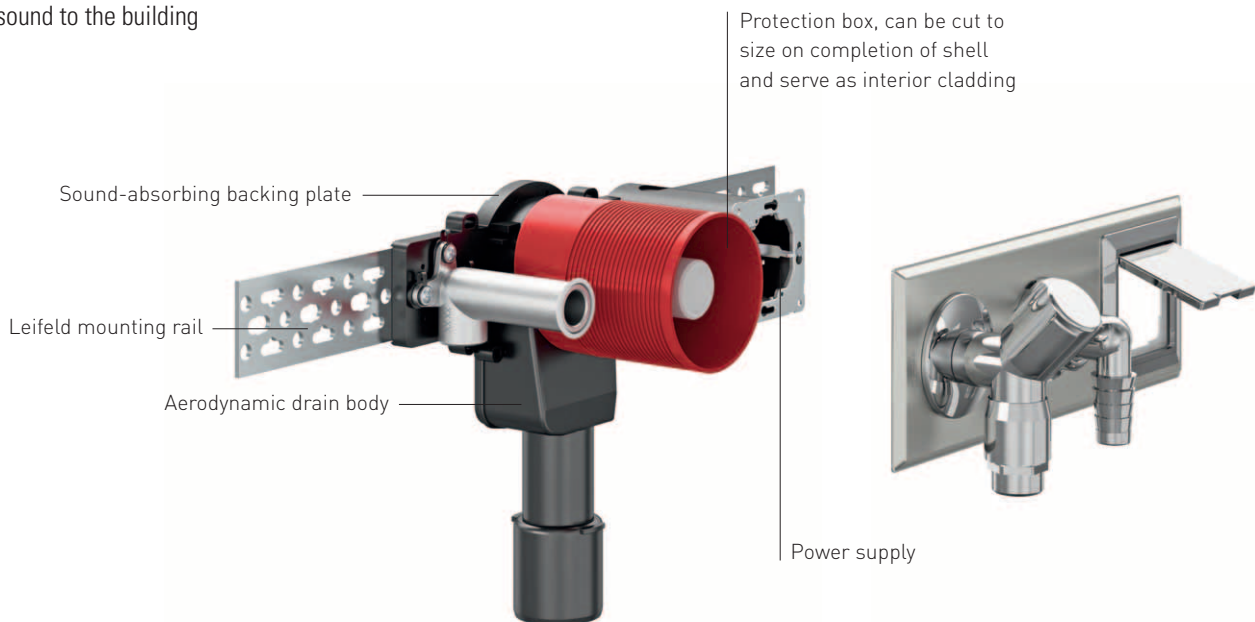




Concealed traps for washing appliances

Maximum convenience: 406 E

- The solution that covers all aspects: inflow, drainage and power connection
- Time-saving installation of water supply and water drainage in one assembly step
- Protection class IP 20
- Standard shut-off valve with backflow preventer (single unit in accordance with DVGW – German Technical and Scientific Association for Gas and Water)
- High-quality stainless steel cover plate (polished)
- Factory-fitted with a backing plate that prevents transmission of sound to the building



Washing machine/dishwasher trap

The classic: HL 400 washing machine/dishwasher trap

- ▶ compact recess - small, smooth-flowing trap body with cleaning eye
- ▶ variable build-in depth – threaded inlet cut to length on site, from 60 – 110 mm
- ▶ a perfect finish every time – the patented red spacer can be cut to exactly the right depth for the chosen wall finish
- ▶ secure connection – the hose adaptor is screwed onto the threaded inlet, with an O-ring for perfect sealing
- ▶ highly versatile – can be used with a variety of installation systems
- ▶ quick connection – pipework connected with a socket or welded to HD-PE
- ▶ meets Standards – DIN EN 274/DIN 19541 approved



DALLMER washing machine or dishwasher trap HL 400

SPECIFICATION

- compact recessed body
- cleaning eye
- adjustable depth threaded inlet
- angled hose connector
- stainless steel cover plate, 120 x 166 mm
- recess depth 60 – 110 mm
- spacer

MATERIAL

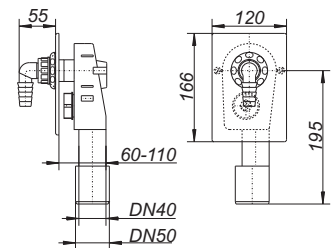
polyethylene trap-body for welding HDPE

ITEM	DN	PART NO.
washing machine or dishwasher trap HL 400	DN 40/DN 50	130402

Cover plates and on/off valves can be colour-coated to customers choice.



washing machine or dishwasher trap HL 400



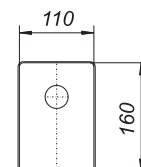
DALLMER cover plate for HL 400

polished stainless steel

ITEM	PART NO.
cover plate for HL 400, stainless steel, polished	140517



cover plate for HL 400



Washing machine/dishwasher trap

DALLMER washing machine dishwasher trap HL 400 E

SPECIFICATION

- compact recessed body
- adjustable depth threaded inlet
- inlet hose connector, chrome
- sound-absorbing backing plate
- fixing bracket
- incorporating power socket with hinged cover
- cover plate stainless steel, 100 x 200 mm
- recess depth 73 – 120 mm
- spacer

MATERIAL

polyethylene trap-body for welding HDPE
 tested by: VDE (electrical connection)

ITEM	DN	PART NO.
washing machine or dishwasher trap HL 400 E	DN 40/DN 50	130419

DALLMER washing machine or dishwasher trap type 406 E

SPECIFICATION

- compact recessed body
- sound-absorbing backing plate
- fixing bracket
- cold water feed
- 1/2" on/off valve with back flow preventor and air-admittance valve
- inlet hose connector, chrome
- cover plate stainless steel 280 x 100 mm
- recess depth 73 – 120 mm
- spacer
- incorporating power socket with hinged cover


MATERIAL

polyethylene trap-body for welding HDPE
 tested by: DVGW (on/off valve), VDE (electrical connection)

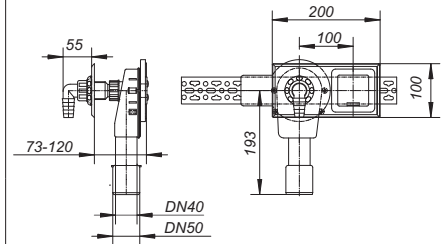
ITEM	DN	PART NO.
washing machine or dishwasher trap type 406 E	DN 40/DN 50	130617

If installed with only sound insulated contact against the building structure, the requirements of all classes of sound proofing confirming to DIN 4109.10, table 1 and 2 are fulfilled.

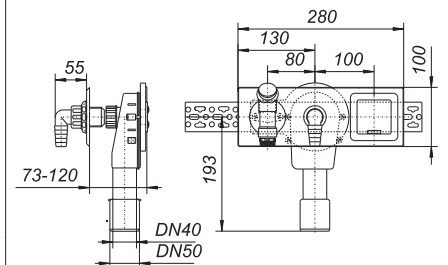
Cover plates and on/off valves can be colour-coated to customers choice.



washing machine or dishwasher trap HL 400 E



washing machine or dishwasher trap type 406 E



Washing machine/dishwasher trap

DALLMER washing machine or dishwasher trap type 406

SPECIFICATION

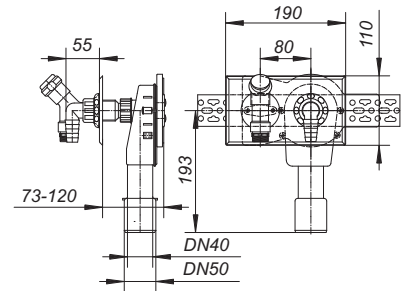
- compact recessed body
- sound-absorbing backing plate
- fixing bracket
- cold water feed
- 1/2" on/off valve with back flow preventor and air-admittance valve
- inlet hose connector, chrome
- recess depth 73 – 120 mm
- spacer

MATERIAL

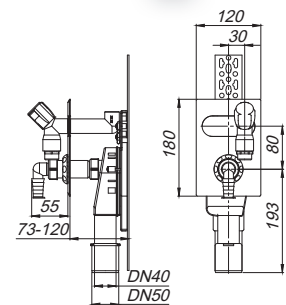
polyethylene trap-body for welding HDPE
tested by: DVGW (on/off valve)

- ▶ **washing machine or dishwasher trap type 406**
for horizontal installation, cover plate stainless steel 190 x 110 mm
- ▶ **washing machine or dishwasher trap type 406 vertical**
for vertical installation, cover plate ABS chromed, 120 x 180 mm
- ▶ **washing machine or dishwasher trap type 406 vertical, long**
for vertical installation, cover plate ABS chromed, 120 x 180 mm, with comfort shut-off valve
- ▶ **washing machine or dishwasher trap type 406.2**
for horizontal installation, with 2 on/off valves e.g. hot and cold feeds, cover plate stainless steel, 280 x 100 mm

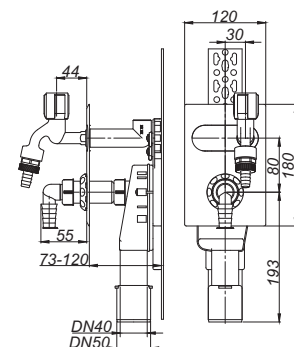
ITEM	DN	PART NO.
washing machine or dishwasher trap type 406	DN 40/DN 50	130600
washing machine or dishwasher trap type 406 vertical	DN 40/DN 50	130648
washing machine or dishwasher trap type 406 vertical, long	DN 40/DN 50	130730
washing machine or dishwasher trap type 406.2	DN 40/DN 50	130709



washing machine or dishwasher trap type 406



washing machine or dishwasher trap type 406 vertical



washing machine or dishwasher trap type 406 vertical, long

If installed with only sound insulated contact against the building structure, the requirements of all classes of sound proofing confirming to DIN 4109.10, table 1 and 2 are fulfilled.

Cover plates and on/off valves can be colour-coated to customers choice.

Washing machine/dishwasher trap

DALLMER washing machine or dishwasher trap type 405

SPECIFICATION

- compact recessed body
- sound-absorbing backing plate
- fixing bracket
- cold water feed
- inlet hose connector, chrome
- separate 1/2" on/off valve with back flow preventor, air-admittance valve and escutcheon
- cover plate stainless steel 190 x 110 mm
- recess depth 73 – 120 mm
- spacer

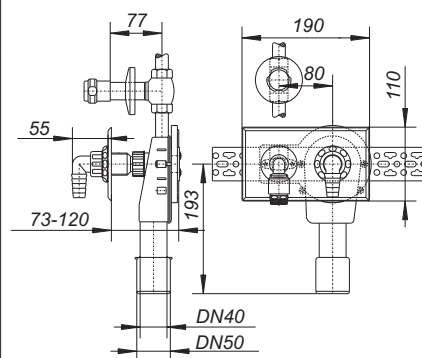
MATERIAL

polyethylene trap-body for welding HDPE

ITEM	DN	PART NO.
washing machine or dishwasher trap type 405	DN 40/DN 50	130501



washing machine or dishwasher trap type 405



DALLMER washing machine or dishwasher trap type 405 E

SPECIFICATION

- compact recessed body
- sound-absorbing backing plate
- fixing bracket
- cold water feed
- inlet hose connector, chrome
- separate 1/2" on/off valve with back flow preventor, air-admittance valve and escutcheon
- cover plate stainless steel 280 x 100 mm
- recess depth 73 – 120 mm
- spacer
- incorporating power socket with hinged cover

MATERIAL

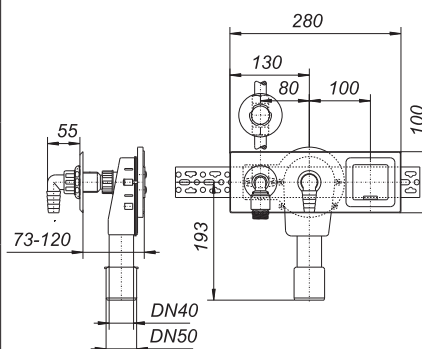
polyethylene trap-body for welding HDPE.

tested by: DVGW (on/off valve), VDE (electrical connection)

ITEM	DN	PART NO.
washing machine or dishwasher trap type 405 E	DN 40/DN 50	130518



washing machine or dishwasher trap type 405 E



If installed with only sound insulated contact against the building structure, the requirements of all classes of sound proofing confirming to DIN 4109.10, table 1 and 2 are fulfilled.

Cover plates and on/off valves can be colour-coated to customers choice

Washing machine/dishwasher trap

DALLMER installation kit washing machine trap 400 Vario
housing for wall recessing

SPECIFICATION

- recess depth 75 – 115 mm
- spacer

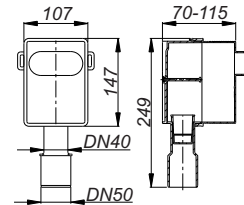
MATERIAL

polyethylene for welding HDPE

ITEM	DN	PART NO.
installation kit dishwasher trap 400 Vario	DN 40/DN 50	140401



installation kit dishwasher trap 400 Vario



DALLMER connection kit dishwasher trap 400 Vario.1
for installation kit dishwasher trap 400 Vario

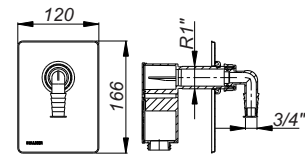
SPECIFICATION

- compact recessed body
- adjustable depth threaded inlet
- angled hose connector
- stainless steel cover plate, 120 x 166 mm

ITEM	PART NO.
installation kit dishwasher trap 400 Vario.1	140418



installation kit dishwasher trap 400 Vario.1



DALLMER connection kit washing machine trap 400 Vario.2
for installation kit dishwasher trap 400 Vario

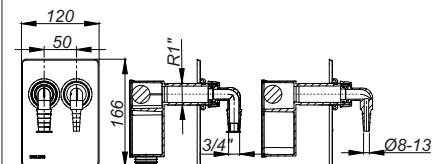
SPECIFICATION

- compact recessed body
- two adjustable depth threaded inlets
- angled hose connectors for connection of two washing machines or one washing machine and one dryer
- stainless steel cover plate, 120 x 166 mm

ITEM	PART NO.
connection kit dishwasher trap 400 Vario.2	140425



connection kit dishwasher trap 400 Vario.2






Concealed traps for washbasins, traps for vanity units

Vanity unit trap HL 137

- Small, handy and extremely space-saving
- Adjustable waste bend for more flexibility under the vanity unit
- Removable cleaning insert for easy maintenance
- Suitable for wheelchair accessible washstands in barrier-free bathrooms



Space-saving traps

DALLMER trap type 137

conforming to DIN EN 274

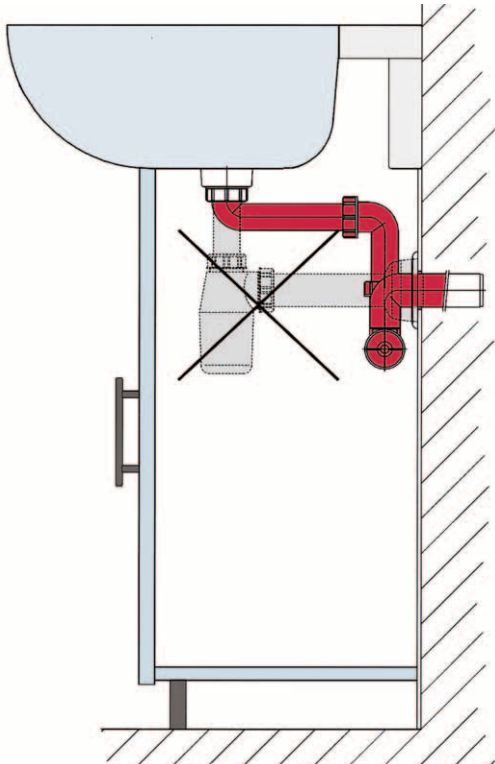
space-saving trap used under wash-basins, in vanity units etc.

SPECIFICATION

- three-way adjustment
- cleaning eye/tray
- escutcheon

MATERIAL

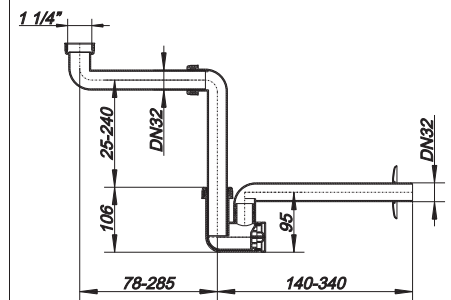
polypropylene



Vergelijking met een gewone bekiersifon



trap type 137



ITEM	DIMENSION	PART NO.
trap type 137	1 1/4" x DN 32	051103
trap type 137	1 1/4" x DN 40	051110

Concealed washing machine/dishwasher traps

DALLMER concealed trap type 300

conforming to DIN 19541

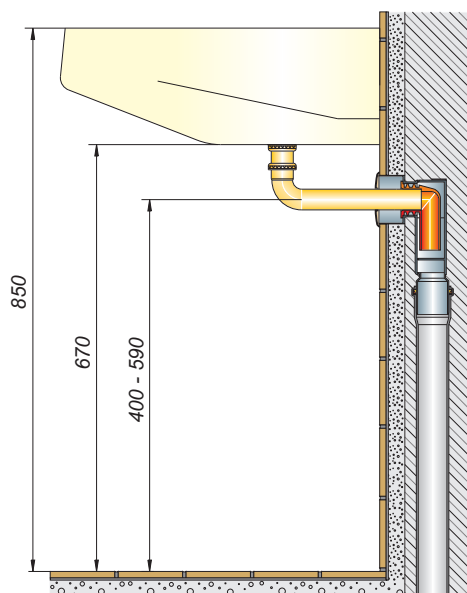
SPECIFICATION

- space saving built-in trap body
- height adjustable inlet
- escutcheon
- removable trap insert

MATERIAL

trap in polypropylene

- ▶ **concealed trap type 300 KS**
inlet white polypropylene, escutcheon white ABS
- ▶ **concealed trap type 300 CR**
inlet c.p. brass, escutcheon stainless steel



ITEM

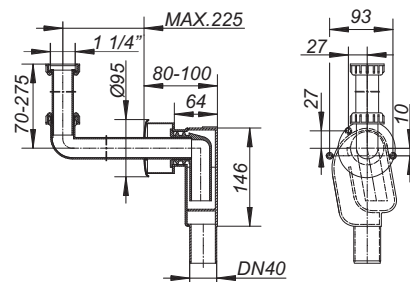
concealed trap type 300 KS
concealed trap type 300 KS
concealed trap type 300 CR
concealed trap type 300 CR

DIMENSION

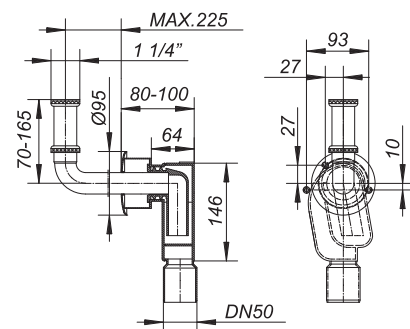
1 1/4" x DN 40 130235
1 1/4" x DN 50 130242
1 1/4" x DN 40 130211
1 1/4" x DN 50 130228



concealed trap type 300 KS



concealed trap type 300 CR



Concealed washing machine/dishwasher traps

DALLMER concealed trap type 310

conforming to DIN 19541

SPECIFICATION

- space saving built-in trap body
- sound-absorbing backing plate
- fixing bracket
- 2 brass elbows for water supply
- height adjustable inlet
- escutcheon
- removable trap insert

MATERIAL

trap in polypropylene

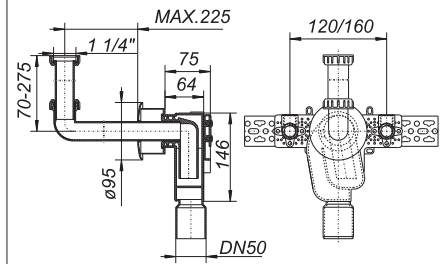
- ▶ **concealed trap type 310 KS**
inlet white polypropylene, escutcheon white ABS
- ▶ **concealed trap type 310 CR**
inlet c.p. brass, escutcheon stainless steel

ITEM	DIMENSION	PART NO.
concealed trap type 310 KS	1 1/4" x DN 50	130334
concealed trap type 310 CR	1 1/4" x DN 50	130327

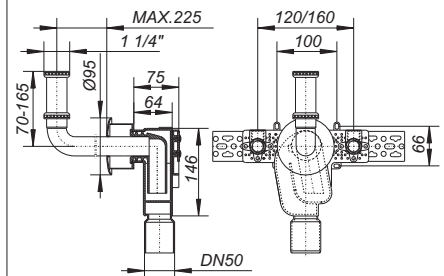
If installed with only sound insulated contact against the building structure, the requirements of all classes of sound proofing confirming to DIN 4109.10, table 1 and 2 are fulfilled.



concealed trap type 310 KS



concealed trap type 310 CR



Concealed washing machine/dishwasher traps

DALLMER concealed trap type 300 PC

conforming to DIN 19541
for hospital wash basins (e.g. 'Paracelus')

SPECIFICATION

- space saving built-in trap body
- height adjustable inlet
- escutcheon
- waste
- c.p. standpipe
- removable trap insert

MATERIAL

trap in polypropylene

- ▶ **concealed trap type 300 PC KS**
inlet white polypropylene, escutcheon white ABS
- ▶ **concealed trap type 300 PC CR**
inlet c.p. brass, escutcheon stainless steel

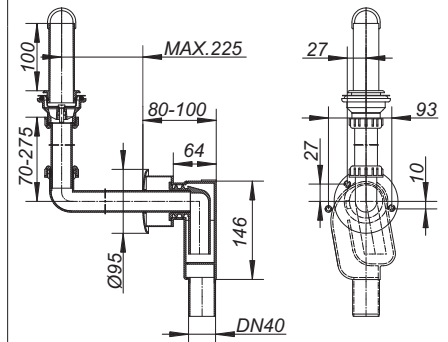
ITEM	DN	PART NO.
concealed trap type 300 PC KS	DN 40	130273
concealed trap type 300 PC KS	DN 50	130280
concealed trap type 300 PC CR	DN 40	130297
concealed trap type 300 PC CR	DN 50	130303



concealed trap type 300 PC KS



concealed trap type 300 PC CR



DALLMER elbow types 320

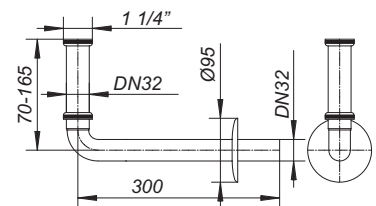
for use with concealed trap types 300, 300 PC and 310

- ▶ **elbow types 320**
chromed brass, with height adjustable inlet, back nut and stainless steel escutcheon d: 95 mm
- ▶ **elbow types 321**
white PP, with height adjustable inlet, back nut and ABS escutcheon d: 95 mm
- ▶ **elbow types 320 PC CR**
chromed brass, with height adjustable inlet, back nut, standpipe and stainless steel escutcheon d: 95 mm

ITEM	DIMENSION	PART NO.
elbow types 320	1 1/4" x DN 32	140005
elbow types 321	1 1/4" x DN 32	140029
elbow types 320 PC CR	1 1/4" x DN 32	140333



elbow types 320






Tubular/space-saver traps, traps for washing appliances, bottle traps

Tubular trap 100/0 with waste and overflow set type 014 U

Especially for kitchen sinks, we have developed a range of easy-to-install tubular traps and waste and overflow sets with various functionalities and useful accessories in order to cover the broadest possible spectrum of installation situations and purposes:

- For the connection of single or twin sinks
- For the connection of up to two washing appliances
- SL: with separate chamber for the wastewater of the washing appliance, making it ultra-quiet
- SLR: with air-admittance valve
- SLRS: with check valve at appliance connection
- With ultra-compact couplings for space-saving installation



Tubular-/space saving traps, basin and sink traps, bottle traps

DALLMER tubular trap type 100/0

conforming to DIN EN 274

SPECIFICATION

– adjustable ball-joint outlet

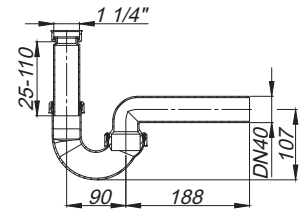
MATERIAL

polypropylene

ITEM	DIMENSION	PART NO.
tubular trap type 100/0	1 1/4" x DN 40	010117
tubular trap type 100/0	1 1/2" x DN 40	010216
tubular trap type 100/0	1 1/2" x DN 40/DN 50	010230
tubular trap type 100/0	1 1/4" x DN 50	010124
tubular trap type 100/0	1 1/2" x DN 50	010223
tubular trap type 100/0	2" x DN 50	010421



tubular trap type 100/0



DALLMER tubular trap type 100/1

conforming to DIN EN 274

SPECIFICATION

– adjustable ball-joint outlet
– 1 appliance hose connector

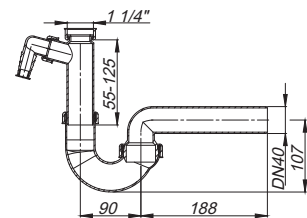
MATERIAL

polypropylene

ITEM	DIMENSION	PART NO.
tubular trap type 100/1	1 1/4" x DN 40	020116
tubular trap type 100/1	1 1/2" x DN 40	020215
tubular trap type 100/1	1 1/2" x DN 40/DN 50	020239
tubular trap type 100/1	1 1/4" x DN 50	020123
tubular trap type 100/1 SL	1 1/2" x DN 50	020222
tubular trap type 100/1	2" x DN 50	020420



tubular trap type 100/1



DALLMER tubular trap type 100/2

conforming to DIN EN 274

SPECIFICATION

– adjustable ball-joint outlet
– 2 appliance hose connectors

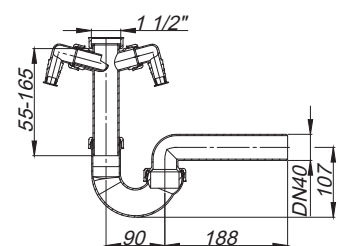
MATERIAL

polypropylene

ITEM	DIMENSION	PART NO.
tubular trap type 100/2	1 1/2" x DN 40	020314
tubular trap type 100/2	1 1/2" x DN 50	020321



tubular trap type 100/2



Tubular-/space saving traps, basin and sink traps, bottle traps

DALLMER tubular trap type 100/1 SLR/SLRS

conforming to DIN EN 274

DN 50 trap

SPECIFICATION

- adjustable ball-joint outlet
- 1 washing machine or dishwasher connection with separate inlet compartment for quiet operation

MATERIAL

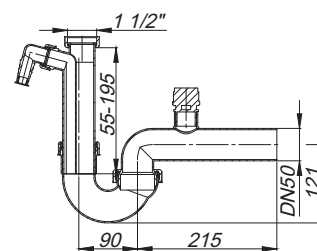
polypropylene

- ▶ tubular trap type 100/1 SLR
with air admittance valve
- ▶ tubular trap type 100/1 SLRS
with anti-reflux valve on appliance connection

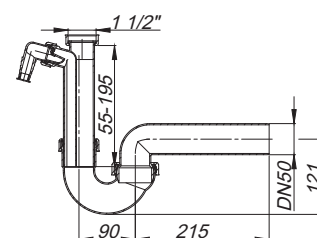
ITEM	DIMENSION	PART NO.
tubular trap type 100/1 SLR	1 1/2" x DN 50	021229
tubular trap type 100/1 SLRS	1 1/2" x DN 50	022226



tubular trap type 100/1 SLR,
with air admittance valve



tubular trap type 100/1 SLRS,
with anti-reflux valve



Tubular-/space saving traps, basin and sink traps, bottle traps

DALLMER spacesaver trap type 121

conforming to DIN EN 274

SPECIFICATION

- adjustable ball joint connector
- adjustable horizontal inlet offsets trap in confined spaces
- 1 appliance hose connector

MATERIAL

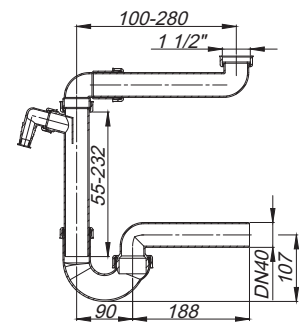
white polypropylene

- ▶ **spacesaver trap type 121 SL**
appliance hose connector with separate inlet compartment for quiet operation

ITEM	DIMENSION	PART NO.
spacesaver trap type 121	1 1/2" x DN 40	040213
spacesaver trap type 121 SL	1 1/2" x DN 50	040220
spacesaver trap type 121	1 1/2" x DN 40/DN 50	040237



spacesaver trap type 121



DALLMER washing machine trap type 111

conforming to DIN EN 274

SPECIFICATION

- adjustable ball-joint outlet
- hose connector
- escutcheon
- installation kit

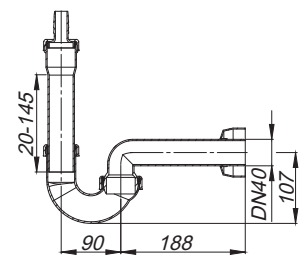
MATERIAL

polypropylene

ITEM	DN	PART NO.
washing machine trap type 111	DN 40	030016
washing machine trap type 111	DN 50	030023



washing machine trap type 111



Tubular-/space saving traps, basin and sink traps, bottle traps

DALLMER inlet tube type 111

SPECIFICATION

- hose connector
- ring nut
- seal
- installation kit

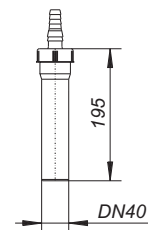
MATERIAL

polypropylene

ITEM	DN	PART NO.
inlet tube type 111	DN 40	080714



inlet tube type 111



DALLMER washing machine trap HL 410

conforming to DIN 19541
wall mounted

SPECIFICATION

- hose connector
- escutcheon
- securing screws

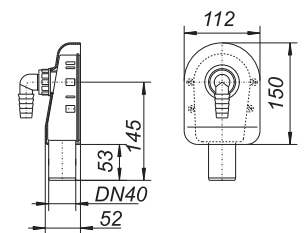
MATERIAL

polypropylene

ITEM	DN	PART NO.
washing machine trap HL 410	DN 40	130105



washing machine trap HL 410



DALLMER T-connector for washing mashines

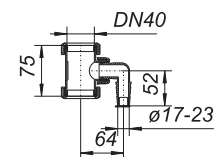
SPECIFICATION

- with appliance hose connector

ITEM	DN	PART NO.
T-connector for washing mashines	DN 40	110954



T-connector for washing mashines



Tubular-/space saving traps, basin and sink traps, bottle traps

DALLMER inlet tube type 010/0

SPECIFICATION

– back nut and flat seal (non-asbestos)

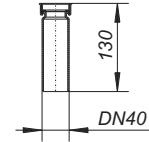
MATERIAL

polypropylene

ITEM	DIMENSION	PART NO.
inlet tube type 010/0 130 mm	1 1/4" x DN 40	060112
inlet tube type 010/0 130 mm	1 1/4" x DN 50	060129
inlet tube type 010/0 120 mm	1 1/2" x DN 40	060211
inlet tube type 010/0 140 mm	1 1/2" x DN 50	060228
inlet tube type 010/0 120 mm	2" x DN 50	060426



inlet tube type 010/0



DALLMER inlet tube type 010/1

SPECIFICATION

– back nut and flat seal (non-asbestos)

– 1 appliance hose connector

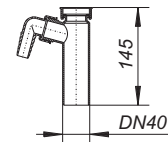
MATERIAL

polypropylene

ITEM	DIMENSION	PART NO.
inlet tube type 010/1 154 mm	1 1/4" x DN 40	070111
inlet tube type 010/1, 145 mm	1 1/4" x DN 50	070128
inlet tube type 010/1, 250 mm	1 1/2" x DN 40	070210
inlet tube type 010/1, 210 mm	1 1/2" x DN 50	070227
inlet tube type 010/1, 150 mm	2" x DN 50	070425



inlet tube type 010/1 154 mm



DALLMER inlet tube type 010/2

SPECIFICATION

– back nut and flat seal (non-asbestos)

– 2 appliance hose connectors

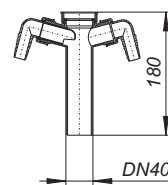
MATERIAL

polypropylene

ITEM	DIMENSION	PART NO.
inlet tube type 010/2, 180 mm	1 1/2" x DN 40	080219
inlet tube type 010/2, 180 mm	1 1/2" x DN 50	080226



inlet tube type 010/2, 180 mm



Tubular-/space saving traps, basin and sink traps, bottle traps

DALLMER socket connector type 019

used with sinks, urinal bowls etc.

SPECIFICATION

– recessed 2" lip-seal

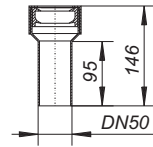
MATERIAL

polypropylene

ITEM	DN	PART NO.
socket connector type 019, 140 mm	DN 50	080929



socket connector type 019, 140 mm



DALLMER double inlet type 012

converts a trap without a hose connector to connect 2 washing/dishwashing machines

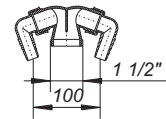
MATERIAL

white polypropylene

ITEM	DIMENSION	PART NO.
double inlet type 012	1 1/2"	090256



double inlet type 012



DALLMER non-return valve RS 3

rising ball system fitted in place of hose connector on a trap with a washing machine connector

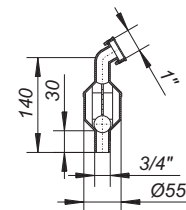
MATERIAL

white polypropylene

ITEM	DIMENSION	PART NO.
non-return valve RS 3	1"	090331



non-return valve RS 3



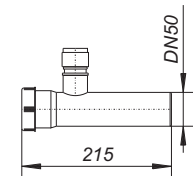
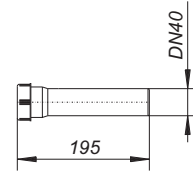
Tubular-/space saving traps, basin and sink traps, bottle traps

DALLMER extension tube V
compression joint

MATERIAL
polypropylene

- ▶ **extension tube V 4, 195 mm**
195 mm long
- ▶ **extension tube V 5, 215 mm**
215 mm long
- ▶ **extension tube V 5, 215 mm**
215 mm long, with air admittance valve

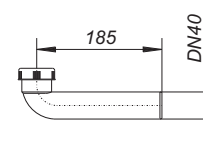
ITEM	DN	PART NO.
extension tube V 4, 195 mm	DN 40	090515
extension tube V 5, 215 mm	DN 50	090522
extension tube V 5, 215 mm, with air admittance valve	DN 50	090539



DALLMER elbow
90° with compression joint

MATERIAL
polypropylene

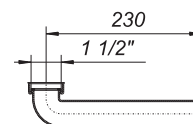
ITEM	DN	PART NO.
elbow B 40	DN 40	090614
elbow B 50	DN 50	090621



DALLMER elbow type 020
90 degrees with 1 1/2" back nut and flat seal

MATERIAL
polypropylene

ITEM	DIMENSION	PART NO.
elbow type 020	1 1/2"	110008



Tubular-/space saving traps, basin and sink traps, bottle traps

DALLMER space-saving inlet tube type 021

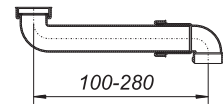
horizontally adjustable for installation in a confined space

MATERIAL
polypropylene

ITEM	DIMENSION	PART NO.
space-saving inlet tube 021	1 1/2"	110022



space-saving inlet tube 021



DALLMER inlet tube type 020

for connecting double sinks

SPECIFICATION

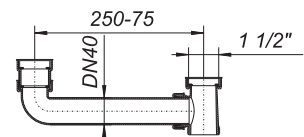
– spacer, wastes not included

MATERIAL
polypropylene

ITEM	DIMENSION	PART NO.
inlet tube type 020	1 1/2"	110015



inlet tube type 020



DALLMER inlet tube type 022

for connecting double sinks
adjustable between 520 – 100 mm centres

SPECIFICATION

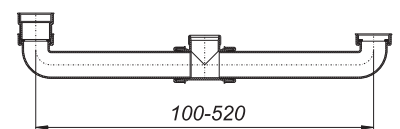
– spacer, wastes not included

MATERIAL
polypropylene

ITEM	DIMENSION	PART NO.
inlet tube type 022	1 1/2"	110039



inlet tube type 022



DALLMER bottle trap type 400

conforming to DIN EN 274

SPECIFICATION

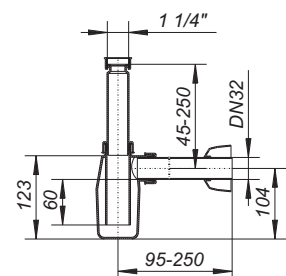
– 60 mm deep seal
– height adjustable inlet
– outlet tube with escutcheon

MATERIAL
polypropylene

ITEM	DIMENSION	PART NO.
bottle trap type 400	1 1/4" x DN 32	050106
bottle trap type 400	1 1/4" x DN 40	050113
bottle trap type 400	1 1/2" x DN 40	050212



bottle trap type 400



Bottle traps, waste and overflow sets

DALLMER bottle trap type 419

nach DIN EN 274

SPECIFICATION

- 60 mm deep seal
- height adjustable inlet, eccentrically adjustable with 50 mm lip seal
- DN 40 outlet tube with escutcheon

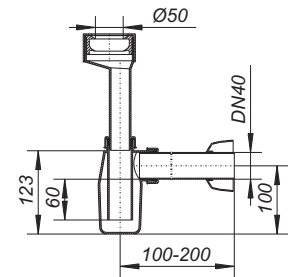
MATERIAL

polypropylene

ITEM	DIMENSION	PART NO.
bottle trap type 419	d: 50 x DN 40	050915



bottle trap type 419



DALLMER waste and overflow set type 014 U

conforming to DIN EN 274
for a single sink, with plug and chain

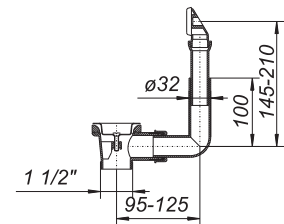
MATERIAL

polypropylene

ITEM	DIMENSION	PART NO.
waste and overflow set type 014 U	1 1/2"	110206



waste and overflow set type 014 U



DALLMER waste and overflow set type 024 U

conforming to DIN EN 274
for a double sink, with plug and chain

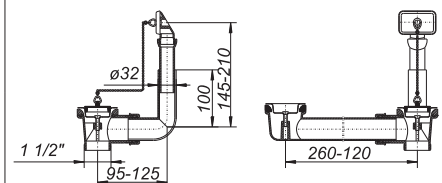
MATERIAL

polypropylene

ITEM	DIMENSION	PART NO.
waste and overflow set type 024 U	1 1/2"	110404
waste and overflow set type 024 U, 2 chains	1 1/2"	110411



waste and overflow set type 024 U



Waste and overflow sets

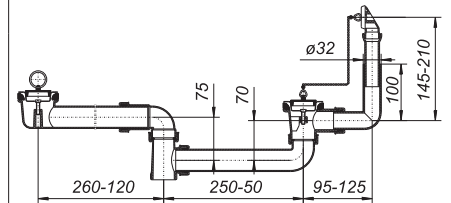
DALLMER waste and overflow set type 023 U
conforming to DIN EN 274
for a double sink, reversible, with plug and chain

MATERIAL
polypropylene

ITEM	DIMENSION	PART NO.
waste and overflow set type 023 U	1 1/2"	110305
waste and overflow set type 023 U, 2 chains	1 1/2"	110312



waste and overflow set type 023 U



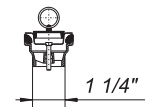
DALLMER plug-waste type 014
with stainless steel grid

- ▶ plug-waste type 014, with triangular ring
d: 60 mm, with triangular ring
- ▶ plug-waste type 014, with triangular ring
d: 70 mm, with triangular ring
- ▶ plug-waste type 014, with chain
d: 70 mm, with chain on plug

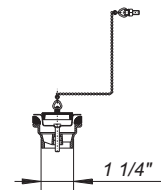
ITEM	DIMENSION	PART NO.
plug-waste type 014, with triangular ring	1 1/4"	100108
plug-waste type 014, with triangular ring	1 1/2"	100207
plug-waste type 014, with chain	1 1/2"	100214



plug-waste type 014, with triangular ring



plug-waste type 014, with chain



Condensate/air-conditioner traps

DALLMER condensate trap type 113

conforming to DIN EN 274

SPECIFICATION

- height adjustable tundish and pipe clamp
- adjustable ball-joint outlet
- escutcheon

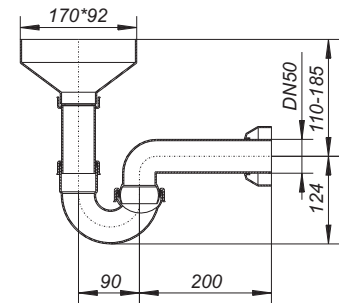
MATERIAL

polypropylene

ITEM	DN	PART NO.
condensate trap type 113	DN 40	030313
condensate trap type 113	DN 50	030320



condensate trap type 113



DALLMER condensate tundish type 013

SPECIFICATION

- 1 1/2" male thread DN 40 tube with 1 1/2" back nut clip
- tundish

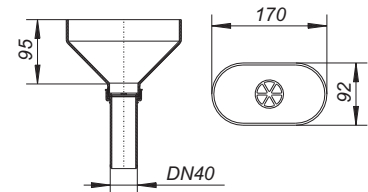
MATERIAL

polypropylene

ITEM	DN	PART NO.
condensate tundish type 013	DN 40	080325



condensate tundish type 013



DALLMER condensate trap type 21

rising ball seals the trap if the water level is low

SPECIFICATION

- outlet DN 32

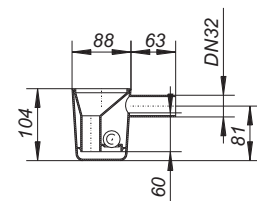
MATERIAL


polypropylene

ITEM	DN	PART NO.
condensate trap type 21	DN 32	030306



condensate trap type 21






Condensate traps/traps for air-conditioners

Concealed condensate traps 138

For the drainage of condensation from air conditioning equipment, such as split-system air conditioners, air conditioning units, wine cellar cooling units and dehumidifiers

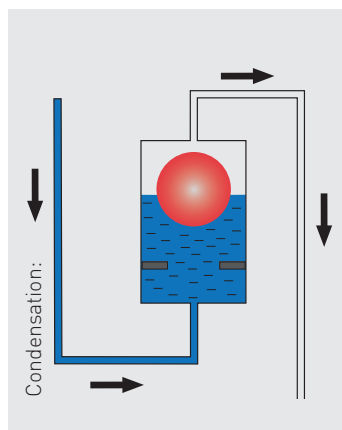


With sewer gas STOP technology

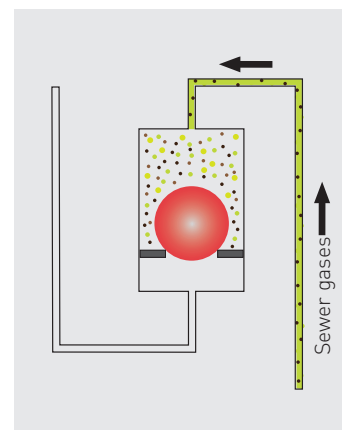
The sewer gas STOP technology of condensate traps 136, 136.3 and 138 reliably prevents unpleasant smells, even if the seal water in the trap has evaporated.

The condensate trap 138 can be flush-mounted or surface-mounted. The trap insert is transparent and its large inspection opening means that all inner components are easily accessible.

In the case of condensate trap 136.2, the transparent dip tube enables easy control of the water level in the trap insert, which can then be topped up if required via the hose connection. It is suitable for positive and negative pressure up to 2800 Pa (Pascal).



With seal water



Dried out

Condensate/air-conditioner traps

DALLMER condensate trap type 113

conforming to DIN EN 274

SPECIFICATION

- height adjustable tundish and pipe clamp
- adjustable ball-joint outlet
- escutcheon

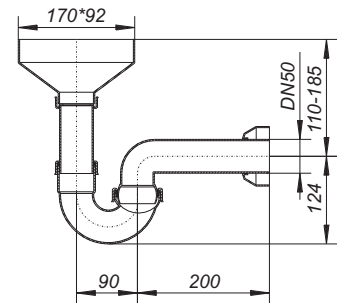
MATERIAL

polypropylene

ITEM	DN	PART NO.
condensate trap type 113	DN 40	030313
condensate trap type 113	DN 50	030320



condensate trap type 113



DALLMER condensate tundish type 013

SPECIFICATION

- 1 1/2" male thread DN 40 tube with 1 1/2" back nut clip
- tundish

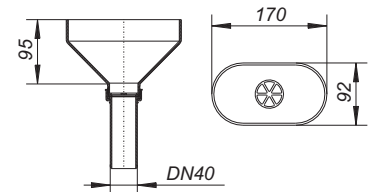
MATERIAL

polypropylene

ITEM	DN	PART NO.
condensate tundish type 013	DN 40	080325



condensate tundish type 013



DALLMER condensate trap type 21

rising ball seals the trap if the water level is low

SPECIFICATION

- outlet DN 32

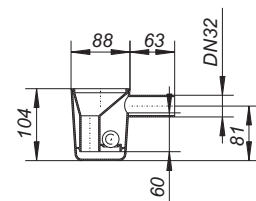
MATERIAL

polypropylene

ITEM	DN	PART NO.
condensate trap type 21	DN 32	030306



condensate trap type 21



Condensate/air-conditioner traps

DALLMER built-in condensate trap type 138

for use with air-conditioners, heating equipment, etc.
The floating ball keeps the trap seal intact!

SPECIFICATION

- housing
- inspection cover

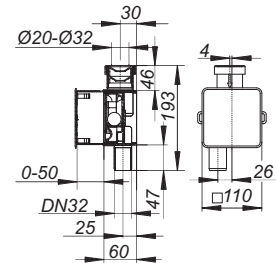
MATERIAL

polypropylene/ABS

ITEM	DN	PART NO.
built-in condensate trap 138	DN 32	026200



built-in condensate trap 138



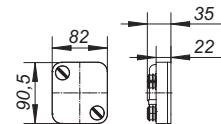
DALLMER condensate trap insert 138 K

spare part

ITEM	PART NO.
condensate trap insert 138 K	026101



condensate trap insert 138 K



DALLMER condensate trap type 136

for the installation of air-conditioners, heating equipment, etc.
The built-in ball valve seals the trap in case of water deficiency; swivel joints for flexible mounting!

SPECIFICATION

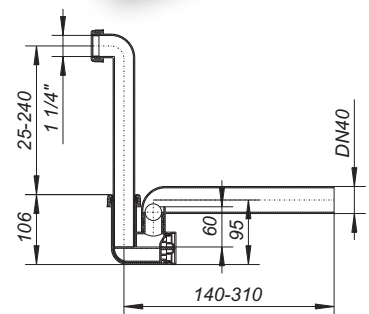
- cleaning eye/tray

MATERIAL

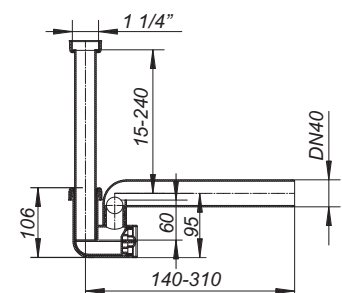
polypropylene

- ▶ **condensate trap type 136**
inlet tube with back nut 1 1/4" horizontal
- ▶ **condensate trap type 136.3**
with inlet tube with back nut 1 1/4" vertical

ITEM	DIMENSION	PART NO.
condensate trap type 136	1 1/4" x DN 40	026118
condensate trap type 136.3	1 1/4" x DN 40	026224



condensate trap type 136



condensate trap type 136.3

Condensate/air-conditioner traps

DALLMER condensate trap type 136.2

conforming to DIN 19541

for the installation of air-conditioners, heating equipment, etc. Suitable for positive and negative pressure up to 2800 Pa (Pascal), transparent inlet tube, in case of water deficiency, may be filled through the hose connector

SPECIFICATION

- swivel joints for flexible mounting
- hose connector with anti-reflux valve

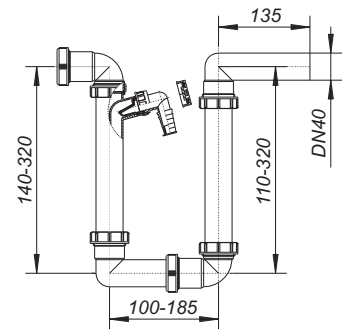
MATERIAL

polypropylene

ITEM	DIMENSION	PART NO.
condensate trap type 136.2	1 1/2" x DN 40	026217



condensate trap type 136.2



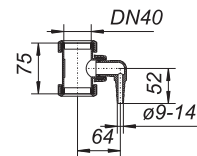
DALLMER T-connector for condensate drain

with hose connector for condensate drain

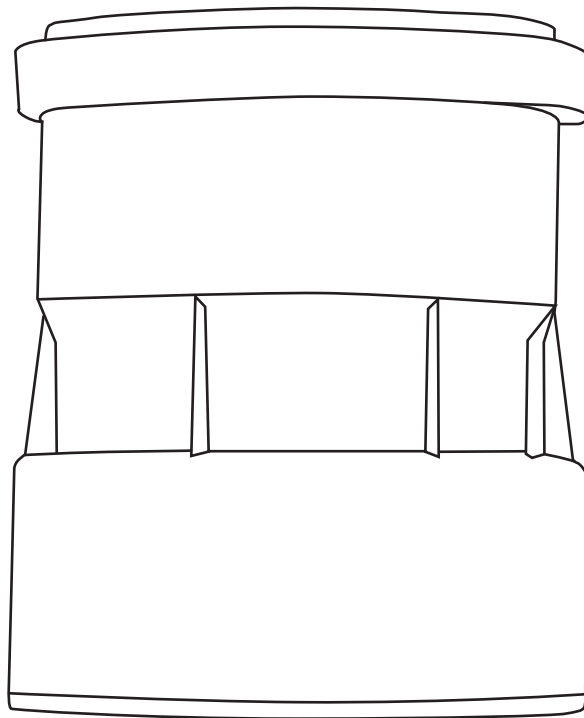
ITEM	DN	PART NO.
T-connector for condensate drain	DN 40	110961



T-connector for condensate drain



Pipe technology – accessories




Rodding eyes 114

HT/SML pipe couplings, adapters 118

Pipe sleeves, pipe seals, sealing sleeves 124


WC connections 128



Rodding eyes

Rodding eye with SML connection

- For floor and wall installation
- With quick-lock, waterproof up to 5 m water column
- Universal lip seals for secure connection to SML piping DN 100



Rodding eyes

DALLMER rodding eye

for floor or wall installation

SPECIFICATION

- rapid plug
- stands 5.0 m head back-pressure

MATERIAL

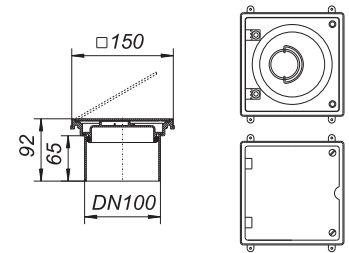
spigot in ABS, plug in polypropylene

- ▶ **rodding eye DN 100**
connects to plastic pipework DN 100 with couplings
frame 304 stainless steel
hinged cover 304 stainless steel, secured, class L 15 (1,5 t)
- ▶ **rodding eye DN 100 SML**
push fit to SML cast iron pipework DN 100
frame 304 stainless steel
hinged cover 304 stainless steel, secured, class L 15 (1,5 t)
- ▶ **rodding eye, 316L stainless steel**
connects to plastic pipework DN 100 with couplings
frame 316L stainless steel
hinged cover 316L stainless steel, secured, class L 15 (1,5 t)

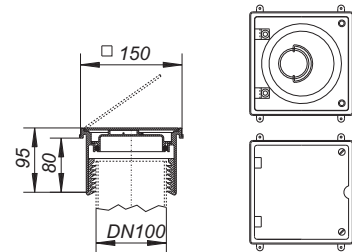
ITEM	DN	DIMENSION	PART NO.
rodding eye DN 100	DN 100	150 x 150 mm	510501
rodding eye DN 100 SML	DN 100	150 x 150 mm	510518
rodding eye, 316L stainless steel	DN 100	150 x 150 mm	510563



rodding eye DN 100



rodding eye SML






HT/SML pipe couplings

HT/SML pipe couplings

- Quick and safe thanks to the stable connections of cast iron pipes with plastic pipes
- Easy assembly – no extra fixing, screw connection or sealing of pipes required
- The lip seals ensure permanent and reliable sealing
- Low-cost solution with minimum installation effort of this technically sophisticated product



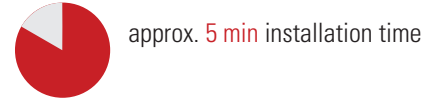
HT/SML pipe couplings

Ultra-secure hold, in spite of quick connection

Pipe couplings can be a tricky and time-consuming affair. Especially when using different materials or sizes – which can result in increased time and costs. Not to mention the worry as to whether the connection will provide a seal that is reliable and long-lasting and still prevent moisture damage after years of use. HT/SML pipe couplings ensure long-lasting and reliable connections.



Quick and secure connection: HT/SML pipe couplings from Dallmer



Conventional pipe and material transitions are generally very time-consuming and often have weak points where they connect

The lip seals ensure permanent and reliable sealing of material transitions



Professional material transition from HT to SML pipe

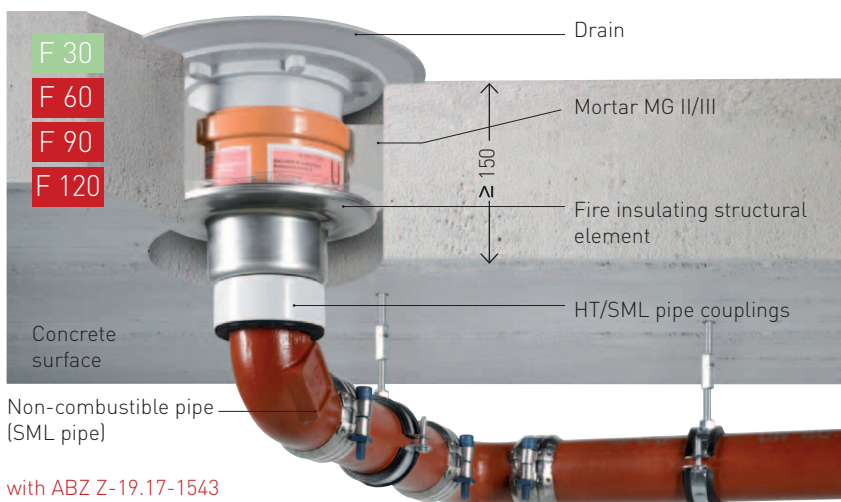


Professional material transition from plastic drain to SML pipe



Approved fire protection solution plastic drain on SML pipe

Fire protection with Dallmer floor drains and HT/SML couplings



Thanks to the special design of its fire insulating floor drains, Dallmer offers a wide range of connection options to common drainage systems. Dallmer HT/SML pipe couplings enable direct connection of cast iron pipes DN 50, DN 70 and DN 80 to the drain body. With general building regulation approval: Z-19.17-1543.

HT/SML pipe couplings

DALLMER pipe coupling HT/SML

for quick connection between plastic and SML cast iron pipework, including seals
also connects DN 70 plastic pipe to BS4514/DN 80 75 mm (3") pipe

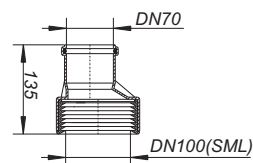
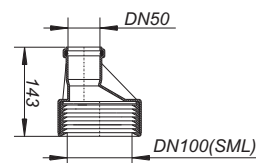
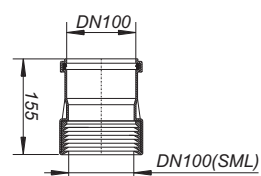
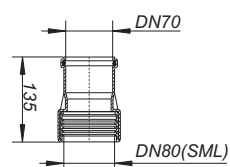
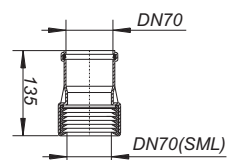
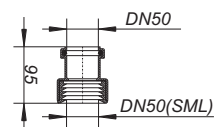
MATERIAL

polypropylene, rubber

ITEM	DN	PART NO.
pipe coupling HT/SML	DN 50/DN 50 SML	880024
pipe coupling HT/SML	DN 70/DN 70 SML	880048
pipe coupling HT/SML	DN 70/DN 80 SML	880345
pipe coupling HT/SML	DN 100/DN 100 SML	880062
pipe coupling HT/SML	DN 50/DN 100 SML	880260
pipe coupling HT/SML	DN 70/DN 100 SML	880468



pipe coupling HT/SML



Seals, threaded adaptors

DALLMER seals

spare part for HT/SML pipe coupling

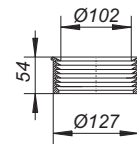
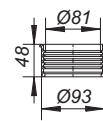
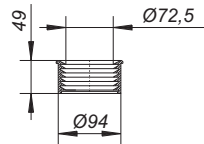
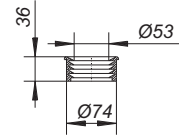
MATERIAL

rubber

ITEM	DN	PART NO.
seals for pipe coupling HT/SML	DN 50	880925
seals for pipe coupling HT/SML	DN 70	880949
seals for pipe coupling HT/SML	DN 80	880956
seals for pipe coupling HT/SML	DN 100	880963



seals for pipe coupling HT/SML



DALLMER threaded adaptor

with flat seal, DN spigot pushes into side inlets, converting them to 1 1/2" female thread

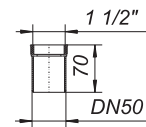
MATERIAL

ABS

ITEM	DIMENSION	PART NO.
threaded adaptor with flat seal	DN 50 x 1 1/2"	880703



threaded adaptor with flat seal





Sealing sleeve

When sealing wet areas, the wall plate for the connection of taps, etc. represents a penetration, which is incorporated into the surface sealing by means of the sealing sleeve.



Sealing sleeve with factory-fitted waterproof pipe sleeve

Pipe sleeves

DALLMER pipe sleeve DallBit

seals around a pipe where it penetrates a slab

SPECIFICATION

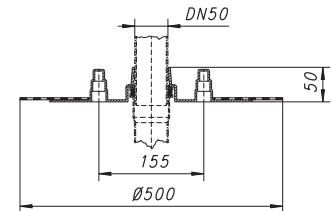
– factory-fitted collar of bituminous membrane d: 500 mm/500 x 500 mm (DN 150)

- ▶ pipe sleeve DallBit DN 50 and DN 70 with two additional seals for water connections

ITEM	DN	PART NO.
pipe sleeve DallBit	DN 50	892027
pipe sleeve DallBit	DN 70	892041
pipe sleeve DallBit	DN 100	892065
pipe sleeve DallBit	DN 150	892096



pipe sleeve DallBit




DALLMER pipe sleeve Tisto

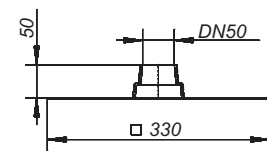
seals around a pipe where it penetrates a slab

- ▶ pipe sleeve Tisto DN 50 and DN 70 with integral Tisto membrane collar 330 x 330 mm
- ▶ pipe sleeve Tisto DN 100 und DN 150 with integral Tisto membrane collar 500 x 500 mm

ITEM	DN	PART NO.
pipe sleeve Tisto	DN 50	893024
pipe sleeve Tisto	DN 70	893048
pipe sleeve Tisto	DN 100	893062
pipe sleeve Tisto	DN 150	893093



pipe sleeve Tisto



DALLMER pipe sleeve DallBit

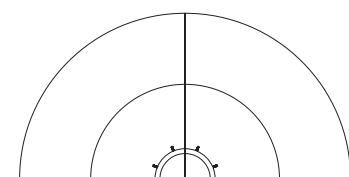
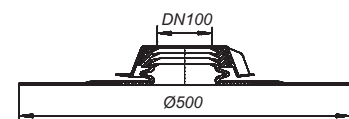
seals around a pipe where it penetrates a slab or wall, waterproof to 2.0 m water gauge

- ▶ pipe sleeve DallBit DN 100 with factory-fitted collar of bituminous membrane d: 500 mm
- ▶ pipe sleeve DallBit DN 150 with factory-fitted collar of bituminous membrane d: 560 mm

ITEM	DN	PART NO.
pipe sleeve DallBit	DN 100	890061
pipe sleeve DallBit	DN 150	890092



pipe sleeve DallBit



Sealing sleeves

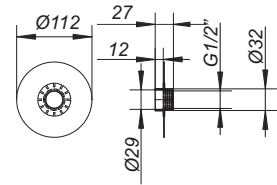
DALLMER sealing sleeve

seals around a pipe or fitting where it penetrates the undertile waterproofing

ITEM	DIMENSION	PART NO.
sealing sleeve	1/2"	144058



sealing sleeve





WC wall connection 89

For installation kits and in-line systems: WC wall connections from Dallmer are the perfect connection elements for wall-mounted WCs, particularly in conjunction with installation kits. Whether for individual (Model 89) or series connections (Model 899), our range offers everything you need for fast and safe installation.

As well as our connection technology, developed specially for installation kits, we offer a clear and extensive range of fittings for almost installation situation in the bathroom and WC. Bends, connection sets, extensions, couplings, eccentrics for dimension compensation and wall connection, we have everything you need.



WC-connectors

DALLMER connector type 88 90°

for back to wall WC installations, 210 - 235 mm long

SPECIFICATION

- lip-seal
- temporary blanking plate

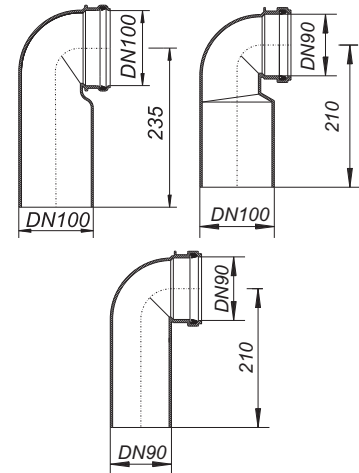
MATERIAL

PE-HD, weldable

ITEM	DN	PART NO.
connector type 88	DN 100 x DN 100	320117
connector type 88, 90°	DN 90 x DN 100	320186
connector type 88	DN 90 x DN 90	320087



connector type 88



DALLMER connector kit type 786 WC

for back to wall WC installations

SPECIFICATION

- straight connector
- 180 mm long flushing tube and seal nuts
- washers and white caps

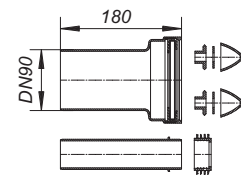
MATERIAL

black polypropylene

ITEM	DN	PART NO.
connector kit type 786 WC	DN 90	310088
connector kit type 786 WC	DN 100	311115



connector kit type 786 WC



DALLMER flushing tube

length 300 mm

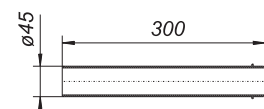
MATERIAL

black polypropylene

ITEM	DIMENSION	PART NO.
flushing tube	45 x 300 mm	352033



flushing tube



WC-connectors

DALLMER WC connector type 89 wall

for back to wall DN 90 WCs, height and length adjustable

SPECIFICATION

- lip seal
- blanking plugs
- side inlet
- temporary blanking plate

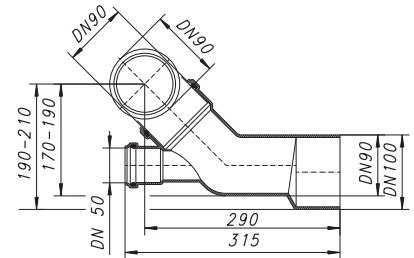
► **WC connector type 89 wall**
PE-HD, weldable

► **WC connector type 899 wall**
used with a row of back to wall DN 90 WCs
grey polypropylene

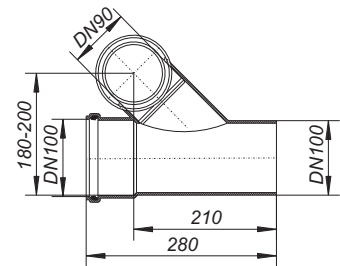
ITEM	DN	PART NO.
WC connector type 89 wall	DN 90/DN 50/DN 100	330147
WC connector type 899 wall	DN 90/DN 100/DN 100	330017



WC connector type 89 wall



WC connector type 899 wall



DALLMER straight WC connector

extension for WC connectors in DN 90

SPECIFICATION

- recessed lip seal
- 230 mm long

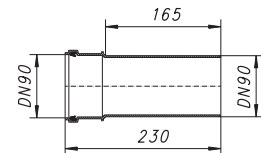
MATERIAL

white polypropylene

ITEM	DN	PART NO.
straight WC connector	DN 90	350015



straight WC connector



WC-connectors

DALLMER Atlas WC elbow type 87

ball-joint, adjustable 0 – 90 degrees

SPECIFICATION

– recessed lip seal

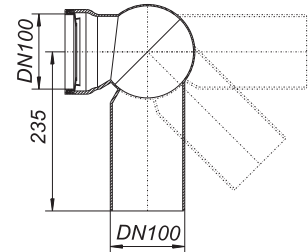
MATERIAL

polypropylene

ITEM	DN	PART NO.
Atlas WC elbow type 87, white	DN 100	280527



Atlas WC elbow type 87, white



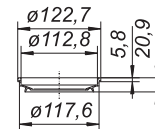
DALLMER seal for Atlas WC elbow 87

spare part for elbow 87

ITEM	DN	PART NO.
seal for Atlas WC elbow 87	DN 100	352026



seal for Atlas WC elbow 87



DALLMER connector type 782 WC

self closing polymer flap as non-return valve

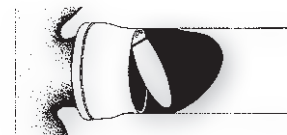
SPECIFICATION

– concealed lip seal
– joint to WC 400 mm long, DN 100

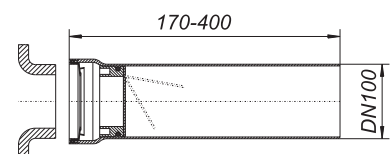
MATERIAL

white polypropylene

ITEM	DN	PART NO.
connector type 782 WC, with non-return valve	DN 100	260000



connector type 782 WC



DALLMER offset WC connector type 781

160 mm long, 15 mm offset

SPECIFICATION

– recessed lip seal

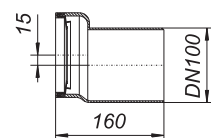
MATERIAL

white polypropylene

ITEM	DN	PART NO.
offset WC connector type 781 white	DN 100	250520



offset WC connector type 781



WC-connectors

DALLMER joint covers type 79

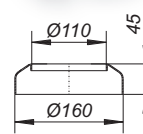
used with WC connectors

MATERIAL

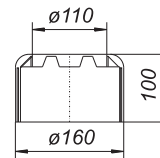
white polypropylene

- ▶ joint covers type 791, one piece
1 piece, 45 mm high
- ▶ joint cover type 79, two pieces
2 piece, 100 mm high

ITEM	DN	PART NO.
joint covers type 791, one piece	DN 100	271525
joint cover type 79, two pieces	DN 100	270528



joint cover type 791, one piece



joint cover type 79, two pieces

DALLMER joint cover type DN 90

used with DN 90 WC connectors, 1 piece

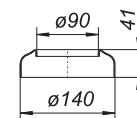
MATERIAL

white polypropylene

ITEM	DN	PART NO.
joint cover type	DN 90	272522



joint cover type



DALLMER WC connector type 783

fits in the bore of DN 100 plastic or cast iron pipe,
783 Vario with 0 – 20 mm eccentric adjustment

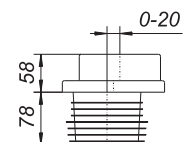
MATERIAL

white polyethylene

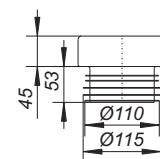
ITEM	DN	PART NO.
WC connector type 783 Vario, laterally adjustable	DN 100	253002
WC connector type 783 N	DN 100	253019



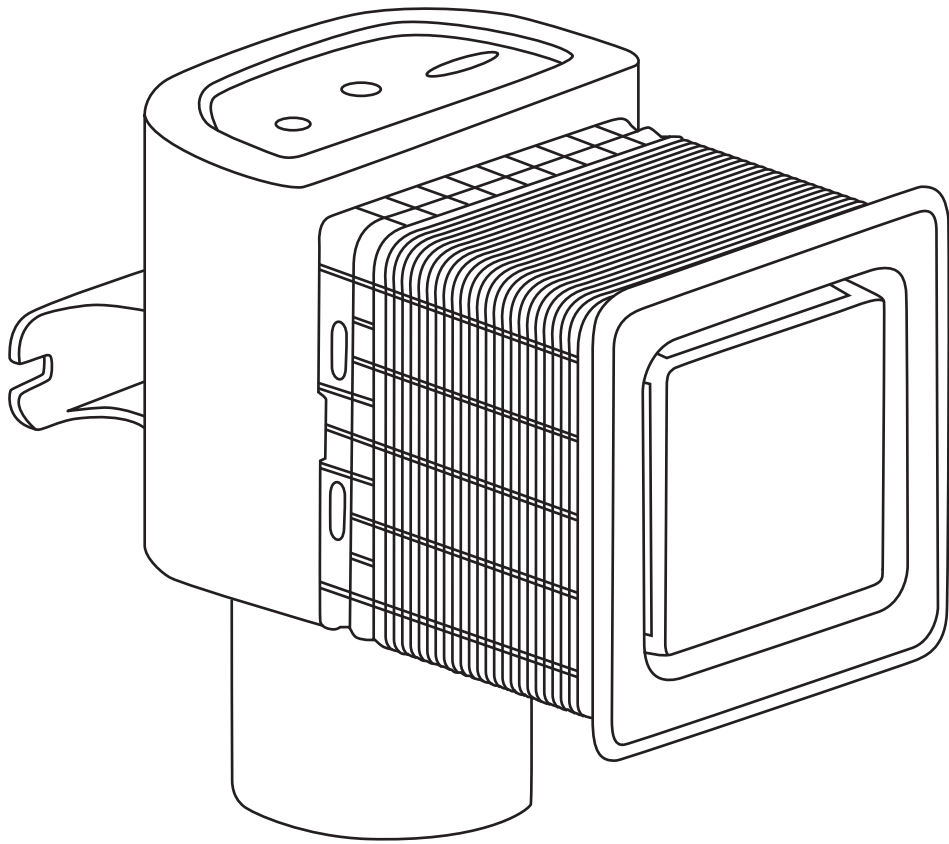
WC connector type 783 Vario, laterally adjustable



WC connector type 783 N



Air-admittance valves






Air-admittance valves

DallVent We

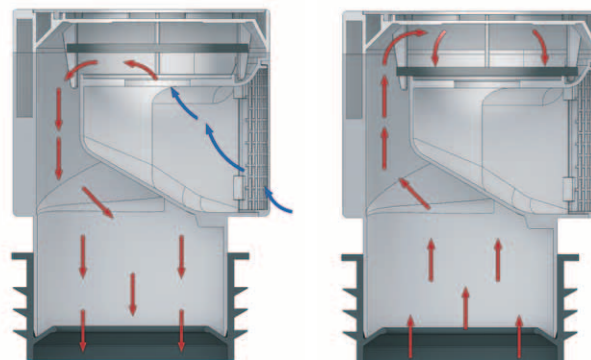
Compact wall installation air-admittance valve for brick and dry wall constructions. Ideal for installation in bathrooms: flush-mounted cover plates made of white (can be individually painted in-situ) or chrome-plated plastic harmonise with the overall bathroom design.

- Fully equipped
- No additional inspection or tile frame required
- Installation depth variable from 100-165 mm for easy adaptation to structural conditions
- Protection box can be cut to suit and remains as wall lining
- Attractive cover plates with integrated openings for sufficient air supply
- Easy access to inspect connecting pipe thanks to removable valve insert



Mode of operation

In the case of negative pressure in the pipe system, the ventilation valve opens and the incoming air compensates the pressure.



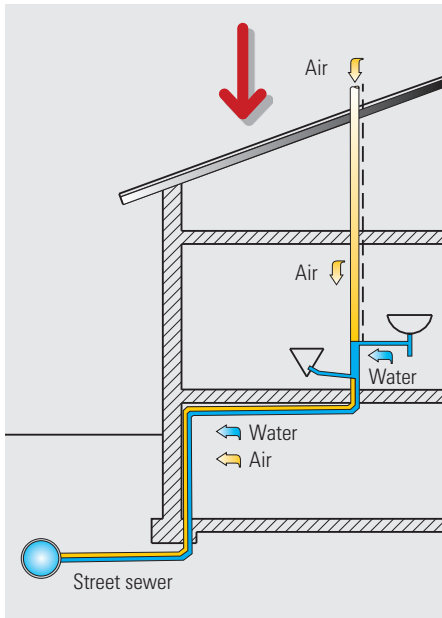
Model DallVent Maxi

In the event of overpressure, the ventilation valve seals the system. No sewer gases can escape.

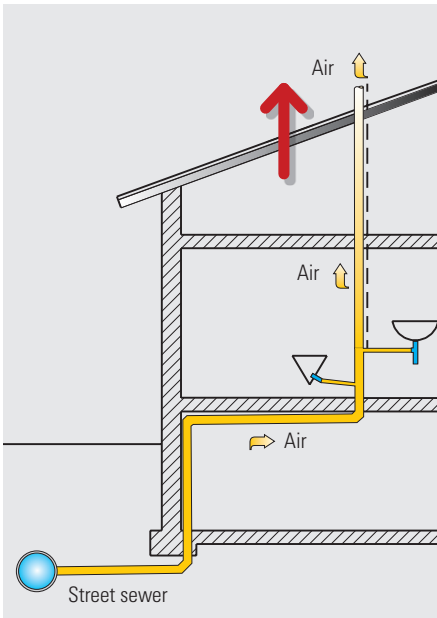
Air-admittance valves

The principle of ventilation and extraction

Ventilation



Extraction



In order to ensure the proper function of a drainage system and public sewer system, sufficient ventilation must be provided.

Particularly in the case of sanitation projects, extensions and conversions, the installation of ventilation/extraction systems can prove structurally difficult and expensive. For many years now, the installation of ventilation valves as a low-cost alternative to conventional ventilation and air extraction systems has proved an effective solution.

Operating conditions

Determining factor	Area / position	Designation
Can be installed beneath the backflow level of the connected drainage objects.	Yes	A
	No	B
Temperature	-20°C to +60°C	I
	0°C to 60°C	II
	0°C to 20°C	III

Operating conditions and designations of ventilation valves (Table 1 – EN 12380)

Ventilation valves are identified and classified in Table 1 according to their operating temperature range and site, taking into account the connected drainage objects. According to CE marking requirements, the designation must be clearly visible on the valves or, at the very least, on the labels.

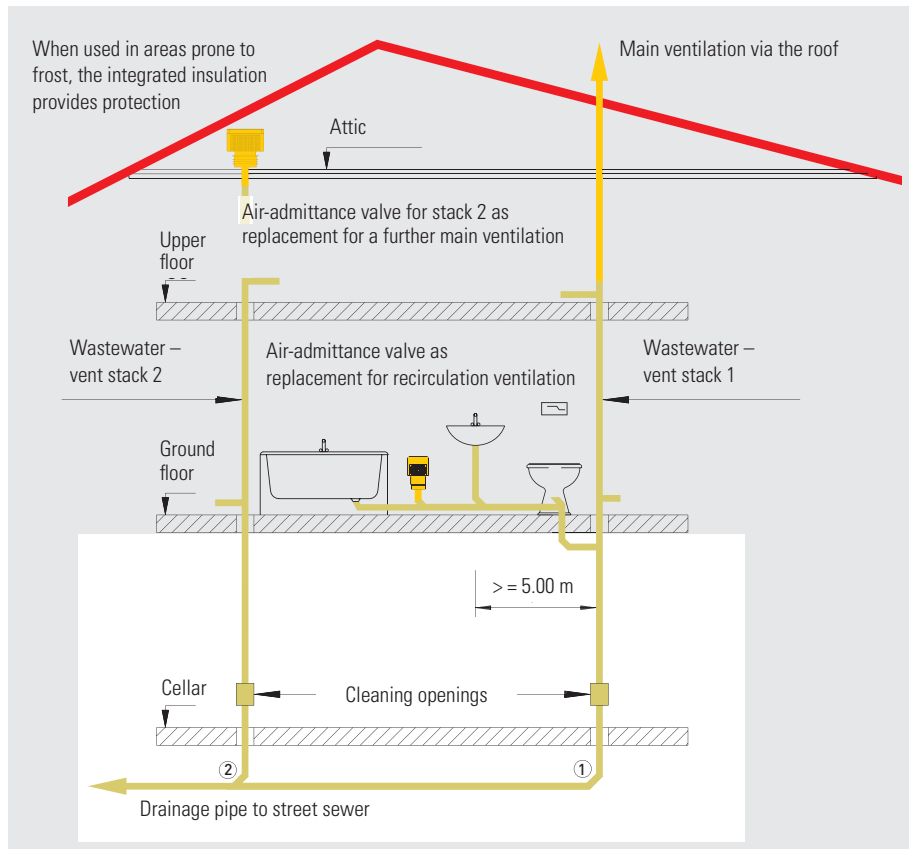
Installation specifications

Ventilation valves acc. to EN 12380 for ventilation of wastewater pipes made of PP, PE-HD and SML pipes (with transition piece). Prior to installation of the air-admittance valve, please note the following:

1. The air-admittance valve must be installed vertically.
2. A supply of fresh air must be ensured at all times.
3. The air-admittance valve must always be accessible.
4. In the case of connecting pipes, air-admittance valves must be mounted at least 10 cm above the pipe, and in the case of downpipes, at least 60 cm above the highest pipe branch.
5. Protect the air-admittance valve from contamination during the construction phase.
6. Air-admittance valves can be installed below the backflow level of the connected drainage objects if the drain pipe is protected against backflow. (flow level as per "backflow level" acc. to DIN EN 12380).
7. Lifting systems must not be ventilated using air-admittance valves.

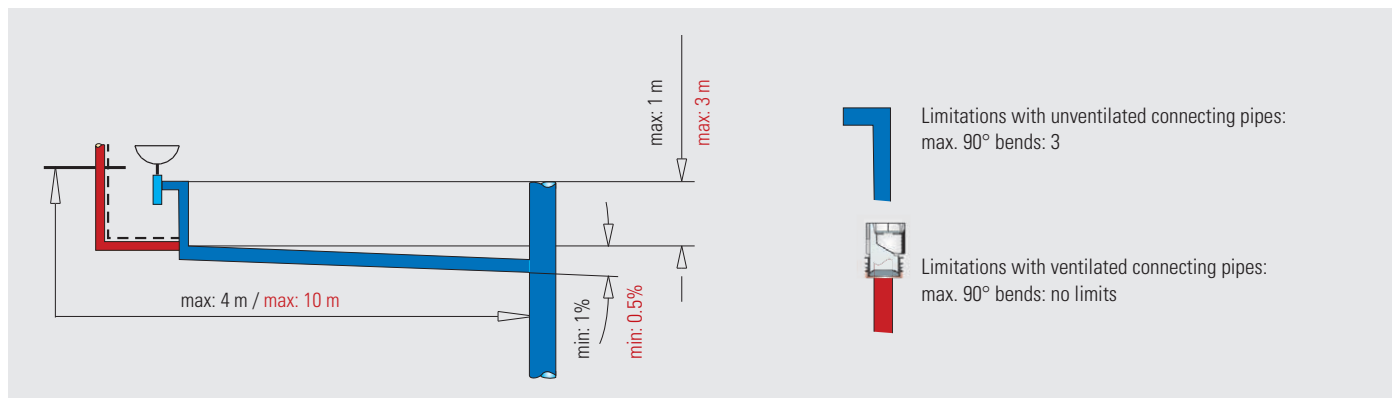
Air-admittance valves

Normative specifications as per DIN 1986 –100



DIN 1986 –100 specifies the requirements for the installation of ventilation valves in Germany. Paragraph 8.2.3.4 specifies the following mandatory conditions:

- "... air-admittance valves can be installed in drainage systems with a main ventilation system as a substitute for recirculation ventilation or indirect secondary ventilation systems, which serve to reduce negative pressure in the piping system."
- In detached and semi-detached houses, ventilation valves can be used instead of downpipes if at least one downpipe is routed over the roof.
- The use of ventilation valves is not permitted in areas prone to backflow and for the ventilation of containers, such as lifting systems.
- Only ventilation valves that comply with the European product standard EN 12380 can be used.



Normative specifications as per DIN EN 12056

Paragraph 5.7 "Ventilation valves" of DIN EN 12056–2 (Sanitary pipework, layout and calculation) specifies the following: "Where ventilation valves are used to ventilate a drainage system, these valves must comply with EN 12380. They must be calculated according to Table 10 for connecting pipes and with Table 11 for

wastewater downpipes." According to Table 10, for System I, the minimum air volume for ventilation valves in connecting pipes must be: $Q_a^* (l/s) = 1 \times Q_{tot}^{**}$.

* Q_a = minimum air volume in l/s

** Q_{tot} = total wastewater discharge in l/s

Air-admittance valves

DALLMER air-admittance valve DallVent Maxi

conforming to EN 12380
for internal venting of soil and waste systems

SPECIFICATION

- removable insect screen
- integral thermal insulation (frost proof to -20°)
- lip seal for connection to DN 70, DN 90 and DN 100 vent pipes

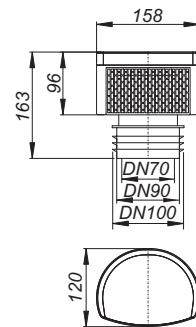
MATERIAL

ABS/PP
air flow capacity 32.7 l/s
classification AI (table 1, EN 12380)

ITEM	DN	PART NO.
air-admittance valve DallVent Maxi	DN 70/DN 90/DN 100	850409



air-admittance valve DallVent Maxi



DALLMER air-admittance valve DallVent Mini

conforming to EN 12380
for internal venting of soil and waste systems

SPECIFICATION

- removable insect screen
- integral thermal insulation (frost proof to -20°)
- seal and ring nut 1 1/2" for connection to DN 40, DN 50 and 1 1/2" vent pipes

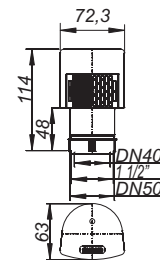
MATERIAL

ABS/PP
air flow capacity 8,0 l/s
classification AI (table 1, EN 12380)

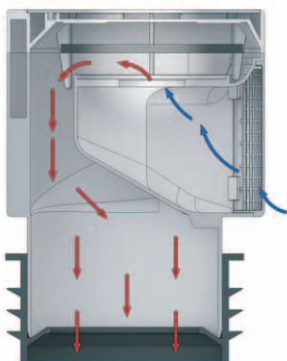
ITEM	DN	PART NO.
air-admittance valve DallVent Mini	DN 40/DN 50, 1 1/2"	850416



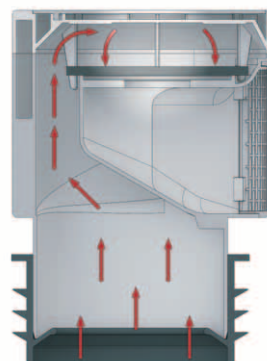
air-admittance valve DallVent Mini



Mode of operation:



In the event of underpressure in the pipe system, the vent valve will open and the inflowing air will equalize the pressure.



In the event of excessive pressure in the system, the vent valve will seal. No sewer gas can emerge.

Air-admittance valves

DALLMER air-admittance valve type 900

conforming to EN 12380 for internal venting of soil and waste systems

SPECIFICATION

- rubber disc
- removable insect screen
- direct connection to plastic coupling DN 100

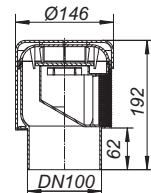
MATERIAL

polypropylene
 air flow capacity 37 l/s
 classification AI (table 1, EN 12380)

ITEM	DN	PART NO.
air-admittance valve type 900	DN 100	850201



air-admittance valve type 900



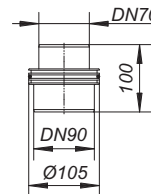
DALLMER plug-in sockets for air-admittance valve 900

for connection of air-admittance valve type 900 to DN 70 and DN 90 vent pipes

ITEM	DN	PART NO.
plug-in sockets for air-admittance valve 900	DN 70/DN 90	850614



plug-in sockets for air-admittance valve 900



DALLMER air-admittance valve type 904

conforming to EN 12380 for internal venting of waste systems

SPECIFICATION

- compression joint to DN 40 vent pipe
- adaptor to DN 32 or DN 50 vent pipe

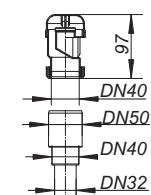
MATERIAL

polypropylene
 air flow capacity 5.3 l/s
 classification AI (table 1, EN 12380)

ITEM	DN	PART NO.
air-admittance valves type 904	DN 40, DN 32, DN 50	850218



air-admittance valves type 904



DALLMER air-admittance valve type 902 T

for internal venting of waste systems

SPECIFICATION

- T-connector DN 40 with compression joint to DN 40 vent pipe

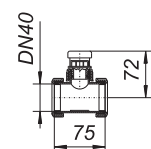
MATERIAL

polypropylene

ITEM	DN	PART NO.
air-admittance valves type 902 T	DN 40	850119



air-admittance valves type 902 T



Air-admittance valves

DALLMER air-admittance valve DallVent WE

conforming to EN 12380
for internal venting of soil and waste systems

SPECIFICATION

- for concealed installation in brick wall and dry lining
- spacer, cut to suit on site
- flush mounted cover plate 120 x 120 mm with integrated air inlet
- valve insert removable for inspection
- direct connection to plastic coupling DN 50 und DN 70

MATERIAL

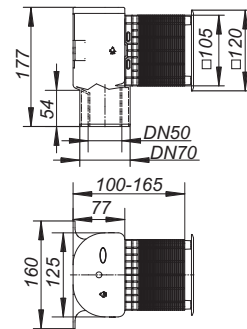
ABS/polypropylen
air flow capacity 12.0 l/s
classification All (table 1, EN 12380)

- ▶ **air-admittance valve DallVent WE, white**
white cover plate, can be colour coated on site
- ▶ **air-admittance valve DallVent WE, chromed**
chromed cover plate

ITEM	DN	PART NO.
air-admittance valve DallVent WE, white	DN 50/DN 70	850140
air-admittance valve DallVent WE, chromed	DN 50/DN 70	850157



air-admittance valve DallVent WE, white



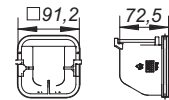
DALLMER valve insert DallVent WE

spare part for air-admittance valve DallVent WE

ITEM	PART NO.
valve insert DallVent WE	850034



valve insert DallVent WE



DALLMER cover plate DallVent WE

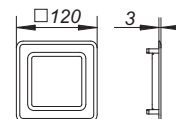
spare part for air-admittance valve DallVent WE

- ▶ **cover plate DallVent WE, white**
can be colour coated on site,
ABS, white
- ▶ **cover plate DallVent WE, chromed**
ABS, chromed

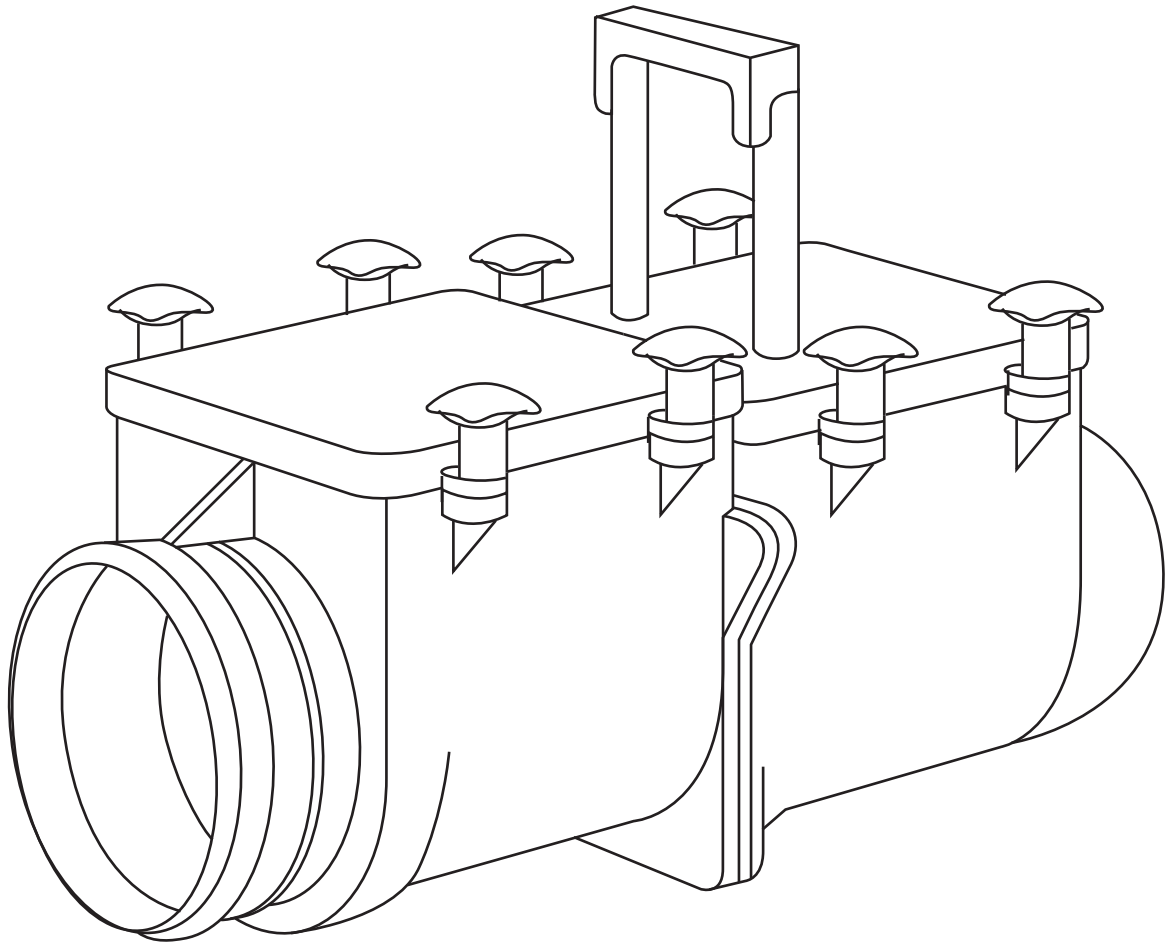
ITEM	DIMENSION	PART NO.
cover plate DallVent WE, white	120 x 120 mm	850041
cover plate DallVent WE, chromed	120 x 120 mm	850058



cover plate DallVent WE, white



Anti-flooding valves and cellar drains



Anti-flooding valves 146

Cellar drains with anti-flooding valve 156

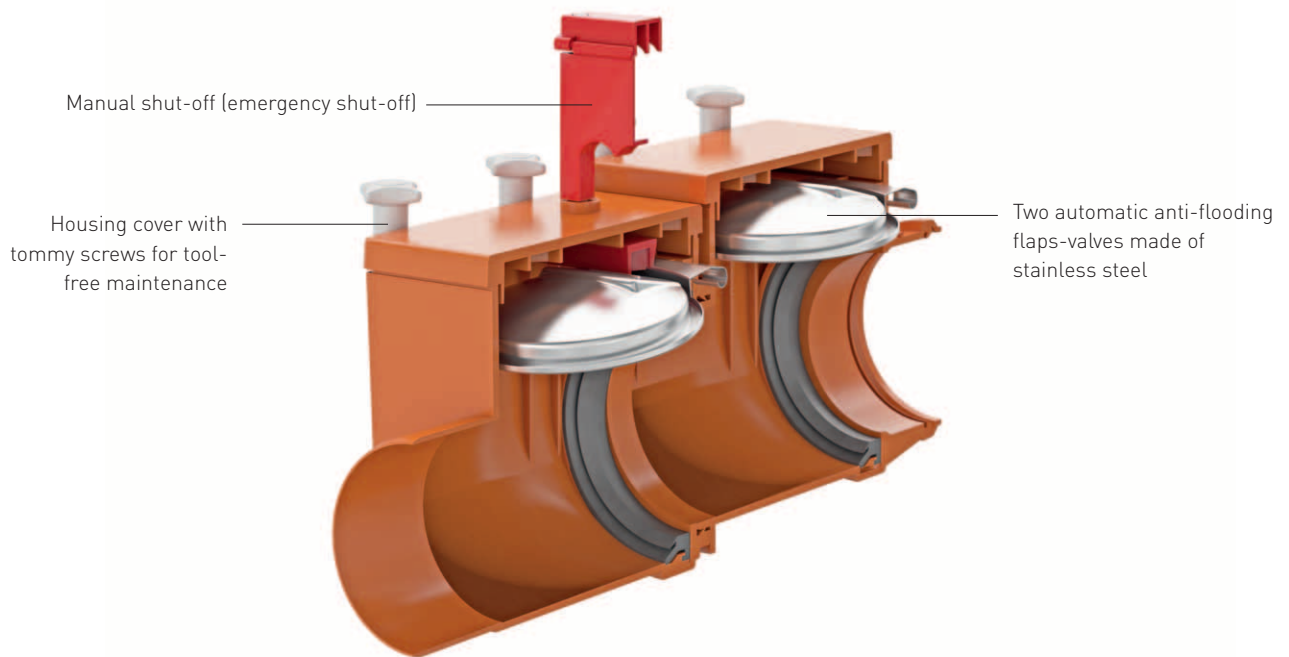
Cellar drains without anti-flooding valve 160



Anti-flooding valves

Stausafe RS

Type 2 as per EN 13564 – 1:2002 (DN 100 – DN 150),
area of application as per DIN 1986 – 100:2002 – 03:
suitable for faecal-free wastewater



Anti-flooding valves

Areas of application and products

Throughout the history of modern sewerage systems, there has been a problem with backflow in public systems. If drainage objects and areas located below the backflow level are connected without safety devices, they will inevitably be subject to damage as a result of backflow situations. And unless adequate insurance is in place, dealing with the aftermath can also prove expensive. Anti-flooding valves used for the purpose of backflow protection must comply with the types specified in Table 2 (DIN 1986–100).

Area of application	For the application of approved types of anti-flooding valves according to DIN EN 13564 or DIN 1986-100	DALLMER anti-flooding valves
Faecal-free wastewater Rainwater	Types 2, 3 and 5	Stausafe RS; Stausafe F; Ball seal
Faecal wastewater	Type 3 with marking "F"	Stausafe F
Rainwater utilisation systems	Types 0, 1 and 2	Stausafe RS

Anti-flooding valves can be used if ...

- there is sufficient slope to the channel.
- the rooms are of secondary importance, i.e. there is no risk of impairment to key material assets or the health of the occupants.
- there is only a small circle of users, and this circle have access to a WC above the backflow level.
- In the event of backflow, it is possible to do without the use of the drain point in question.

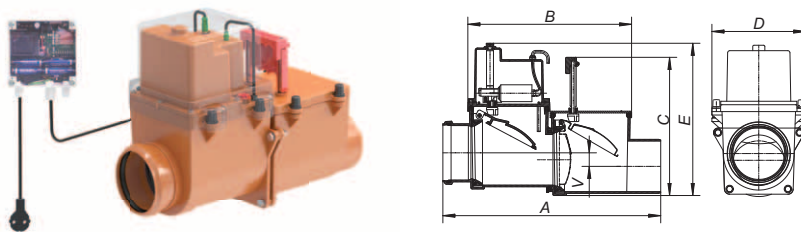
Summary table of products and explanations

Dallmer product	Explanation
Stausafe RS (Type 2)	Anti-flooding valve for the use of horizontal pipes with two self-closing flaps and an emergency shut-off, whereby the emergency shut-off may be combined with one of the two self-closing flaps.
Stausafe F (Type 3)	Anti-flooding valve for use in horizontal pipes with a self-closing flap that is powered by an external source of energy (electric, pneumatic or other) and an emergency shut-off, which is operated via a separate power source.
Ball seal (Type 5)	Anti-flooding valve for installation in drain sets or floor drains, with two self-closing flaps and one emergency shut-off, whereby the emergency shut-off may be combined with one of the two self-closing flaps.
Flap-valve	Only for overflows from underground storage tanks

Anti-flooding valves


Dimensions table – anti-flooding valves

Stausafe F



NOMINAL WIDTH	A (mm)	B (mm)	C (mm)	D (mm)	E (mm)	V (mm)
DN 70	490	378	220 – 320	217	352	31
DN 100	503	378	220 – 320	217	352	31
DN 125	590	425	261 – 349	253	371	23

Stausafe E / H

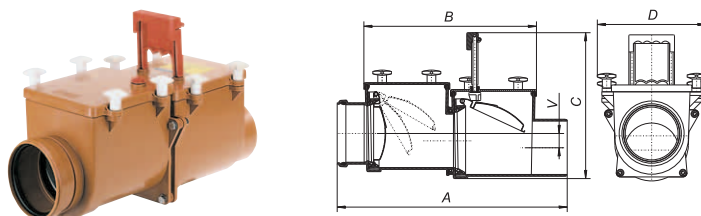


Stausafe E

Stausafe H

NOMINAL WIDTH	A (mm)	B (mm)	C (mm)	D (mm)	V (mm)
DN 100	302	185	220 – 320	240	14.5
DN 125	315	185	220 – 320	240	16.5
DN 150	376	212	261 – 349	274	11.5
DN 200	445	165	248 – 348	258	20.0

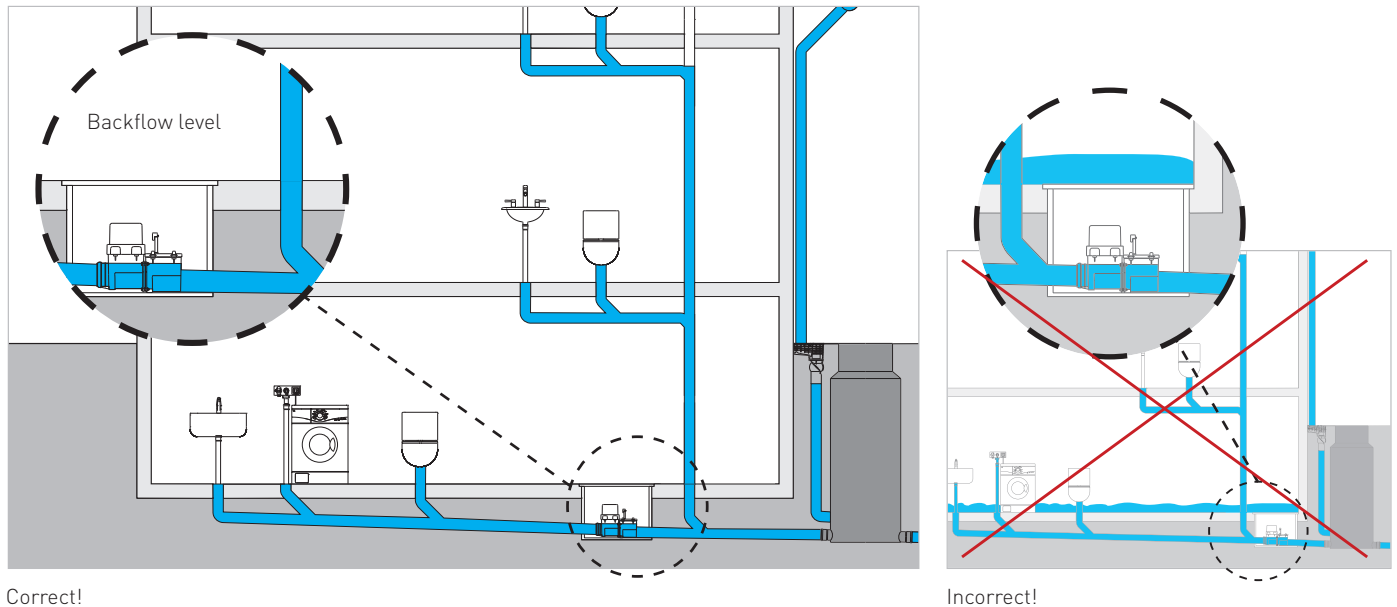
Stausafe RS



NOMINAL WIDTH	A (mm)	B (mm)	C (mm)	D (mm)	V (mm)
DN 100	490	378	220 – 320	240	31
DN 125	503	378	220 – 320	240	31
DN 150	590	425	261 – 349	274	23
DN 200	615	335	248 – 348	258	40

Anti-flooding valves

Stausafe F



Correct!

Incorrect!

Planning and installation

The installation location of the Stausafe F must be such that it protects all outlets prone to backflow. If planning a new project, downpipes from upper storeys that are above the backflow level must not be routed

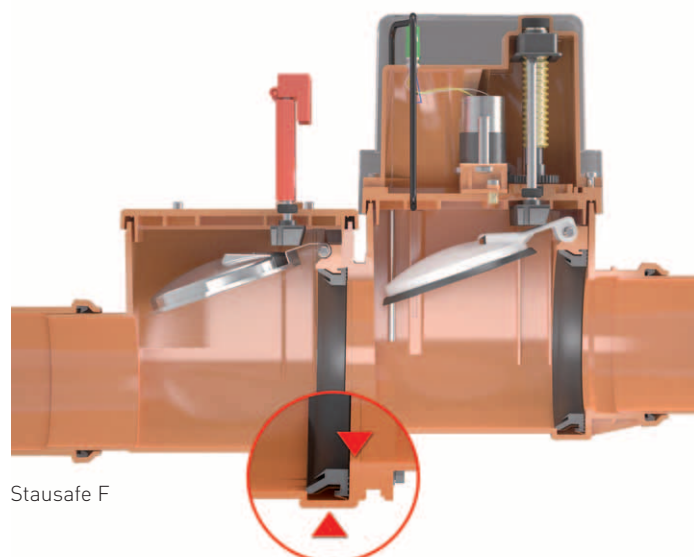
via the Stausafe. Anti-flooding valves must be installed in a way that permits both access to functional parts that require maintenance and the execution of functional tests (as per DIN 1986-33).

Please note

Installation of anti-flooding valves must include a 1 m settling section either side of the valve.

The Stausafe has a factory-fitted height difference of 31 mm between inlet and outlet. The drainage pipe must have a minimum slope of 1%.

The anti-flooding valve must be installed so that it is level in both longitudinal and transverse direction.




Stausafe F

Anti-flooding valves


Stausafe F

Mode of operation

A probe in the anti-flooding valve reacts to wetting and an electrically driven spindle closes the cover flap of the valve. Even in the event of a complete power failure (e.g. storm), all safety functions will continue to operate for up to a further 4 days, thanks to an integrated emergency power supply (8 × standard AA alkali manganese 1.5 V batteries).




Normal mode



Mode of operation in the case of backflow

Electrical connection

The electronics box is protected according to DIN VDE 0470 (IP 65). The connecting pipe between the Stausafe and the electronics box is 6 m.



Switching device

Anti-flooding valves Stausafe

DALLMER anti-flooding valve Stausafe E

for use with rain water systems

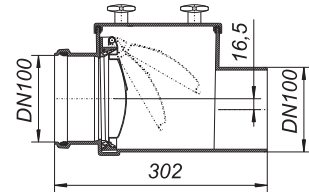
SPECIFICATION

- self-closing stainless steel flap
- stainless steel pivots
- easy to maintain ABS housing
- inspection cover with wingnuts can be opened for maintenance without tools

ITEM	DN	PART NO.
anti-flooding valve Stausafe E	DN 100	661067
anti-flooding valve Stausafe E	DN 125	661081
anti-flooding valve Stausafe E	DN 150	661098
anti-flooding valve Stausafe E	DN 200	660008



anti-flooding valve Stausafe E



DALLMER anti-flooding valve Stausafe H

for use with rain water systems

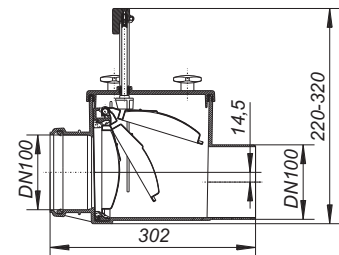
SPECIFICATION

- self-closing stainless steel flap
- manually operated lock
- stainless steel pivots
- easy to maintain ABS housing
- inspection cover with wingnuts can be opened for maintenance without tools

ITEM	DN	PART NO.
anti-flooding valve Stausafe H	DN 100	661166
anti-flooding valve Stausafe H	DN 125	661180
anti-flooding valve Stausafe H	DN 150	661197
anti-flooding valve Stausafe H	DN 200	660107



anti-flooding valve Stausafe H



DALLMER anti-flooding valve Stausafe RS

for EN 13564-1:2002 (DN 100-DN 150), type 2 operation conforms to DIN 1986-100:2002-03

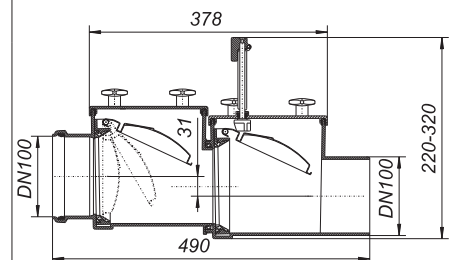
SPECIFICATION

- twin self-closing stainless steel flaps
- manually operated lock
- stainless steel pivots
- test-port
- easy to maintain ABS housing
- inspection cover with wingnuts can be opened for maintenance without tools

ITEM	DN	PART NO.
anti-flooding valve Stausafe RS	DN 100	661265
anti-flooding valve Stausafe RS	DN 125	661289
anti-flooding valve Stausafe RS	DN 150	661296
anti-flooding valve Stausafe RS	DN 200	660206



anti-flooding valve Stausafe RS




Note: Local regulations outside Germany may allow use on sewage lines.
eg. Document H of the UK Building Regulations.

Anti-flooding valves Stausafe

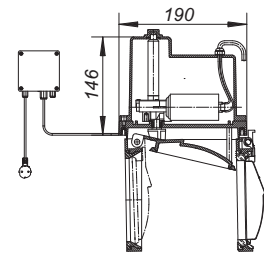
DALLMER anti-flooding conversion kit Stausafe RS in F

complete kit incl. electronic controls and cables to convert an anti-flooding valve type Stausafe RS to type Stausafe F for use with faecal waste water

ITEM	DN	PART NO.
anti-flooding conversion kit Stausafe RS in F	DN 100/DN 125	664402
anti-flooding conversion kit Stausafe RS in F	DN 150	664426



anti-flooding conversion kit Stausafe RS in F



DALLMER anti-flooding valve Stausafe F

according to EN 13564 type 3 (F)
operation conforms to DIN 1986-100:2002-03 for use with faecal waste water

SPECIFICATION

- electronic flood sensor
- flap with electrically operated lock
- secondary stainless steel flap with manual lock
- stainless steel pivots
- sealed compartment for motor
- emergency power by batteries
- test-port
- easy-to-install ABS housing
- inspection cover with wingnuts can be opened for maintenance without tools
- electronic controls in box for on-wall mounting with warning lamp/ buzzer can be used with central building control systems.

flaps: 316L stainless steel/HDPE

power supply: 230 V/0,5 A

connection cable: 6 m, PUR, 5 x 0.75 mm²

motor supply: 12 V low voltage

emergency power: batteries, max. 6 days


sensor: coaxial electrode

sealing force: 500 newtons

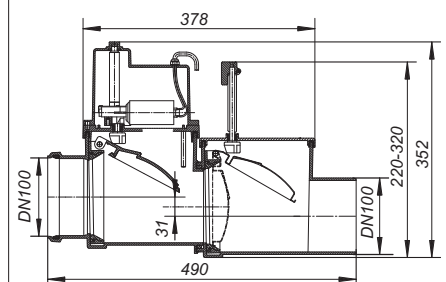
closing time: approx 9 seconds

ITEM	DN	PART NO.
anti-flooding valve Stausafe F	DN 100	661562
anti-flooding valve Stausafe F	DN 125	661586
anti-flooding valve Stausafe F	DN 150	661593

The motorized flap and its related components can be supplied separately, to convert a type RS valve to type F specification, parts 664402/664426.



anti-flooding valve Stausafe F



Anti-flooding valves Stausafe/non-return valves

DALLMER flap-valve

SPECIFICATION

- stainless steel flap
- stainless steel pivots
- ring-seal socket connects to plastic pipework

MATERIAL

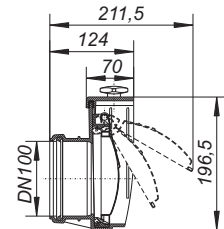
ABS

ITEM	DN	PART NO.
flap-valve	DN 100	660367
flap-valve	DN 125	660381
flap-valve	DN 150	660398
flap-valve	DN 200	660305

Flap-valves allow free drainage, for example to a manhole, whilst preventing ingress of debris or vermin.



flap-valve



DALLMER rodding access Stausafe R

for installation in pipework as a rodding point or for subsequent conversion to an anti-flooding valve

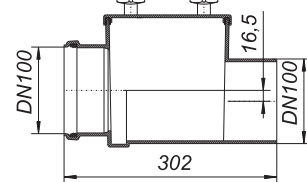
SPECIFICATION

- easy to maintain ABS housing
- inspection cover with wingnuts can be opened for maintenance without tools

ITEM	DN	PART NO.
rodding access Stausafe R	DN 100	661661
rodding access Stausafe R	DN 125	661685
rodding access Stausafe R	DN 150	661692



rodding access Stausafe R



DALLMER non-return valve RS 4

vertical or horizontal installation
with rising ball seal

MATERIAL

body polypropylene

- ▶ non-return valve RS 4.5
with two cleaning eyes
- ▶ non-return valve RS 4.7
with one cleaning eye

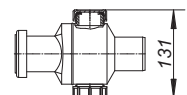
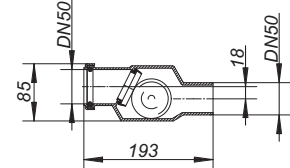
ITEM	DN	PART NO.
non-return valve RS 4.5	DN 50	840028
non-return valve RS 4.7	DN 70	840042

RS 4 non-return valves give a practical solution to back-flow in „problem“ installations. The rising-ball mechanism prevents water flowing back into baths or showers.

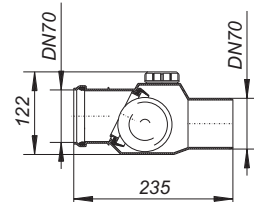
Type RS 4 non-return valves are used to prevent back-flow in pipework, but should not be regarded as anti-flooding valves conforming to DIN 1997. These non-return valves are not permitted to be installed instead of anti-flooding valves below flood level.



non-return valve RS 4.5



non-return valve RS 4.7



Accessories and spare parts for anti-flooding valves

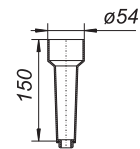
DALLMER testing funnel 1/2"

for checking sealing on Ballstau 110 drain and Stausafe anti-flooding valves

ITEM	DIMENSION	PART NO.
testing funnel	1/2"	724847



testing funnel



DALLMER test-port plug 1/2"

spare part for Ballstau 110 drain and Stausafe anti-flooding valves

ITEM	DIMENSION	PART NO.
test-port plug	1/2"	724854



test-port plug

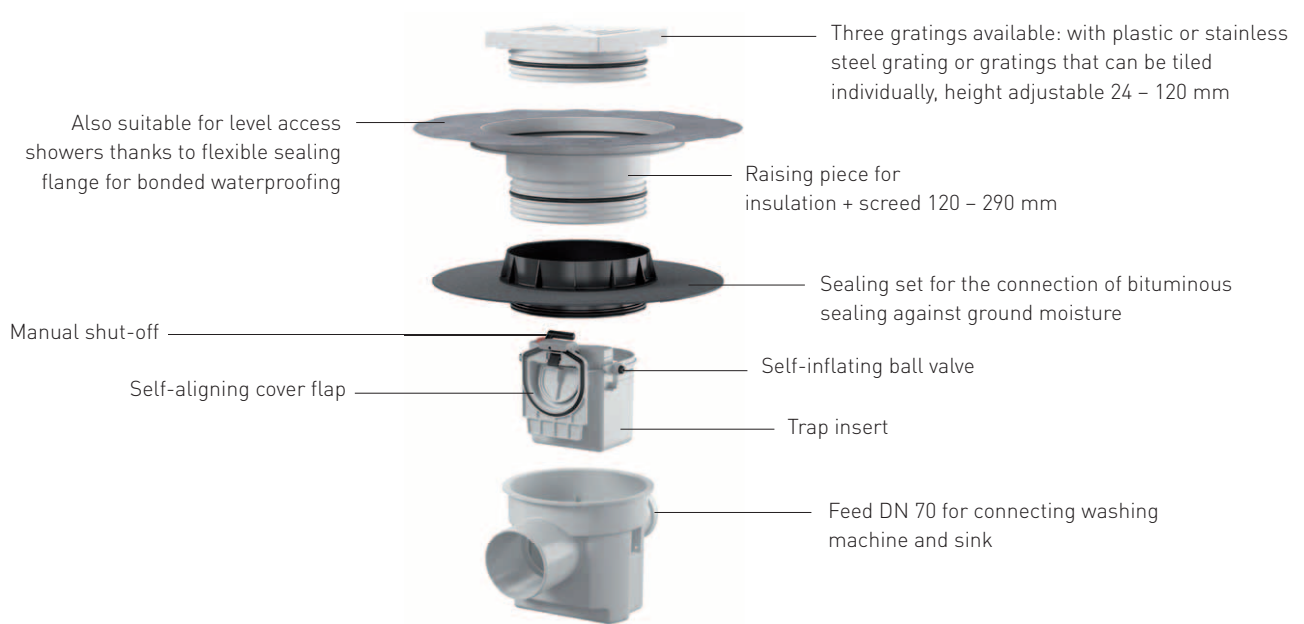




Cellar drains with anti-flooding valve

Anti-flooding cellar drain DallSafe 200

- Type 5 tested acc. to EN 13564, for faecal-free wastewater
- Threefold safety thanks to ball valve + anti-flooding flap-valve + manual shut-off
- Housing made of highly impact-resistant polypropylene, which can be installed directly in the raw concrete surface
- Flexible installation depth 224 – 560 mm
- Grating swivels for optimum adaptation to tile pattern
- Test pipe connection
- Tool-free removal of backflow unit and trap insert
- Easy cleaning
- Complies with the requirements of DIN EN 1253



Anti-flooding cellar drain DallSafe 200/1 K, frame and grating made of ABS/polyamide

- Build-in height: 24 – 120 mm
- Drainage rate: 1.59 l/s



Anti-flooding cellar drain DallSafe 200/1 SES, frame and grating made of stainless steel

- Flexible sealing sleeve for bonded and liquid waterproofing in accordance with DIN 18534
- Build-in height: 70 – 240 mm
- Drainage rate: 1.59 l/s



Anti-flooding cellar drain DallSafe 200/1 Stone, can be tiled, with stainless steel grating

- Flexible sealing sleeve for bonded and liquid waterproofing in accordance with DIN 18534
- Sealing set for the connection of bituminous sealing against ground moisture
- Build-in height: 120 – 290 mm
- Drainage rate: 1.59 l/s

Utility drains with anti-flooding

DALLMER anti-flooding drain DallSafe 200/1

conforming to DIN EN 1253

for EN 13564 type 5, operation conforms to DIN 1986-100:2002-03 for use with grey waste water outlet DN 100 horizontal (3 degrees fall)

SPECIFICATION

- automatic rising ball
- flap-valve on outlet
- manual lock
- trap insert with 50 mm water seal
- tool-free removal of trap insert
- test-port
- DN 70 side inlet
- temporary blanking plate
- grating height adjustable 24 – 120 mm

MATERIAL

body polypropylene

- ▶ **anti-flooding drain DallSafe 200/1 Stone**
anti-flooding drain with stainless steel grating, can be tiled individually, grating 304 stainless steel, 200 x 200 mm
- ▶ **anti-flooding drain DallSafe 200/1 SES**
anti-flooding drain with stainless steel grate.
frame 304 stainless steel, 200 x 200 mm, grate 5 mm 316L stainless steel, secured, load class K 3 (300 kg)
- ▶ **anti-flooding drain DallSafe 200/1 K**
anti-flooding drain with polyamide grate.
frame ABS, 200 x 200 mm, grate polyamide, load class K 3 (300 kg)

FLOW RATE TESTED TO DIN EN 1253

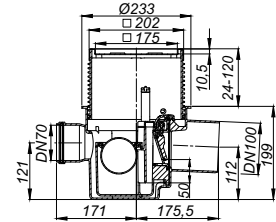
(with 20 mm water over grate)

	Required	Dallmer
DN 100	1,4 l/s	1,59 l/s

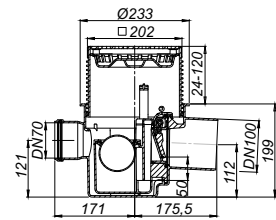
ITEM	DN	DIMENSION	PART NO.
anti-flooding drain DallSafe 200/1 Stone	DN 100	200 x 200 mm	720221
anti-flooding drain DallSafe 200/1 SES	DN 100	200 x 200 mm	720214
anti-flooding drain DallSafe 200/1 K	DN 100	200 x 200 mm	720207



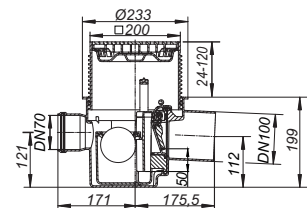
anti-flooding drain DallSafe 200/1 Stone



anti-flooding drain DallSafe 200/1 SES



anti-flooding drain DallSafe 200/1 K



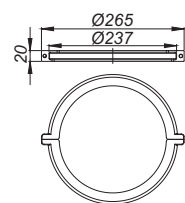
DALLMER safety clamp DallSafe 200

Optional accessory for the additional fixing of gratings, raising pieces and grating extensions in the DallSafe anti-flooding cellar drains, if they are to be set in concrete.

ITEM	PART NO.
safety clamp DallSafe 200	720276



safety clamp DallSafe 200



Utility drains with anti-flooding

DALLMER raising piece type DallSafe 200

used with type DallSafe 200 anti-flooding drain

SPECIFICATION

- flexible sealing collar for secure bonding of under-tile waterproofing conforming to DIN 18534
- back flow seal
- temporary blanking plate
- height adjustable 70 – 240 mm

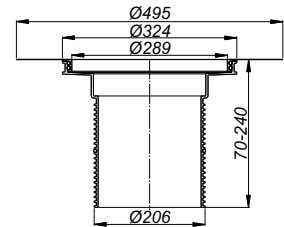
MATERIAL

polypropylene

ITEM	DIMENSION	PART NO.
raising piece type DallSafe 200	d: 495 mm	720245



raising piece type DallSafe 200



DALLMER sealing kit type DallSafe 200

used with type DallSafe 200 anti-flooding drain

SPECIFICATION

- sealing kit to connect bituminous waterproofing against ground moisture
- back flow seal
- temporary blanking plate

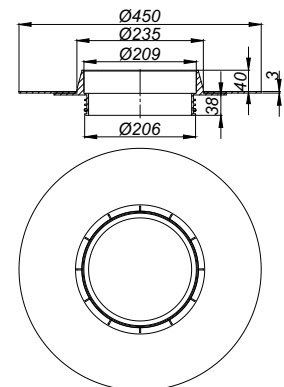
MATERIAL

ABS

ITEM	DIMENSION	PART NO.
sealing kit type DallSafe 200	d: 450 mm	720252



sealing kit type DallSafe 200



DALLMER extension type DallSafe 200

used with type DallSafe 200 anti-flooding drain

SPECIFICATION

- back flow seal
- temporary blanking plate
- height adjustable 47 – 200 mm

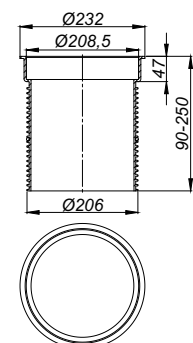
MATERIAL

polypropylene

ITEM	DIMENSION	PART NO.
extension type DallSafe 200	d: 210 mm	720238



extension type DallSafe 200

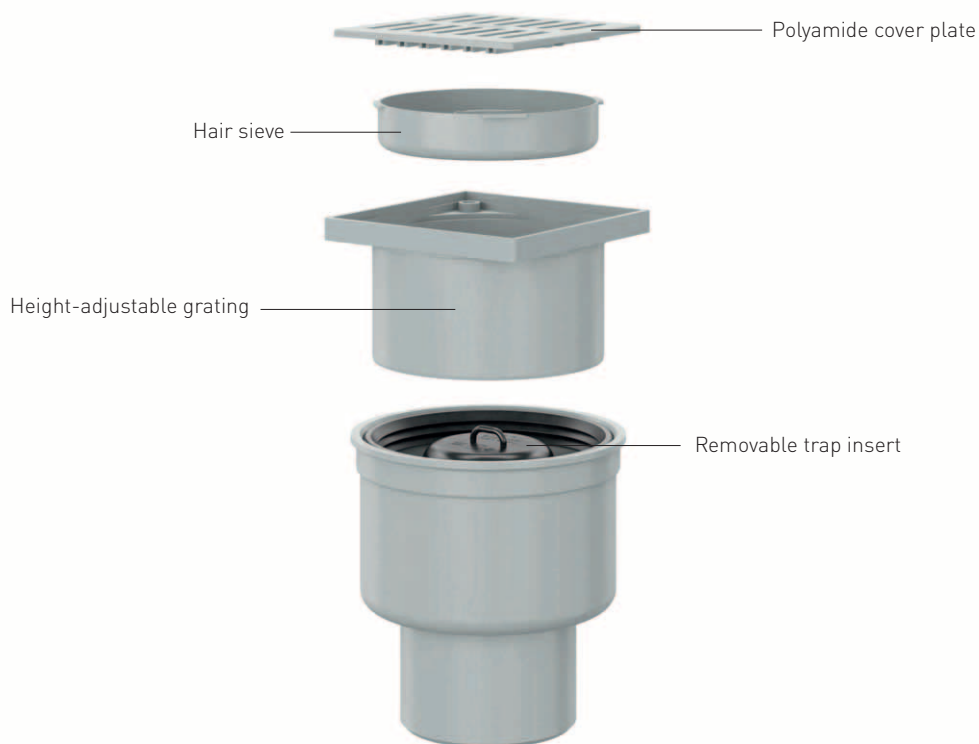




Cellar drains without anti-flooding valve

Cellar drain 61 AK

- Complies with DIN EN 1253
- Outlet DN 100, vertical
- Trap insert and cleaning cap, water trap height 50 mm
- Hair sieve
- Height-adjustable grating



Utility drains without anti-flooding

DALLMER utility drain type 57 AK

conforming to DIN EN 1253
outlet horizontal (3 degrees fall)

SPECIFICATION

- trap and rodding eye, 60 mm water seal
- height adjustable grating
- hair sieve

MATERIAL


body polypropylene
frame polypropylene, 150 x 150 mm

- ▶ **utility drain type 57 AK**
grate polyamide, load class K 3 (300 kg)
- ▶ **utility drain type 57 AK**
grate stainless steel, load class K 3 (300 kg)
- ▶ **utility drain type 57 AK Primus**
with removable Primus trap insert, using a floating bell, which sinks to seal the trap if water evaporates (hair sieve not fitted)

The Primus system:



with water,
it's a bell-trap



without water
the bell sinks to seal the pipe

FLOW RATE TESTED TO DIN EN 1253 (with 20 mm water over grate)

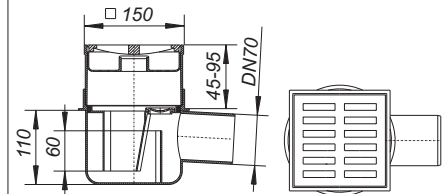
	Required	Dallmer
DN 70	0,8 l/s	1,47 l/s
DN 100	1,4 l/s	1,67 l/s
DN 100 Primus	1,4 l/s	1,61 l/s

ITEM	DN	PART NO.
utility drain type 57 AK	DN 70	570840
utility drain type 57 AK	DN 100	570864
utility drain type 57 AKE	DN 70	578945
utility drain type 57 AK	DN 100	578969
utility drain type 57 AK Primus	DN 100	570901

DN 70 connects to BS4514 75 mm pipework with 880345 adaptor.



utility drain type 57 AK



recess size: 240 x 370 mm

Utility drains without anti-flooding

DALLMER utility drain type 61 AK

conforming to DIN EN 1253
outlet DN 100 vertical

SPECIFICATION

- removable trap insert, 50 mm water seal
- height adjustable grating
- hair sieve

MATERIAL

polypropylene
frame polypropylene, 150 x 150 mm, grate polyamide, load class K 3 (300 kg),
stainless steel grate available on request.


► utility drain type 61 AK Primus

with removable Primus trap insert, using a floating bell, which sinks to seal the trap if water evaporates (hair sieve not fitted)

The Primus system:



with water,
it's a bell-trap



without water
the bell sinks to seal the pipe

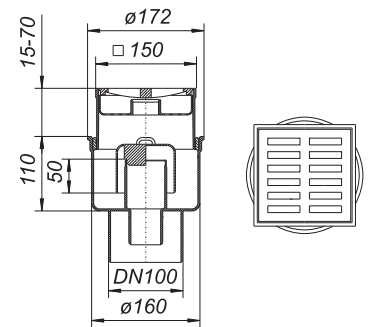
FLOW RATE TESTED TO DIN EN 1253 (with 20 mm water over grate)

	Required	Dallmer
DN 100	1,4 l/s	1,70 l/s
DN 100 Primus	1,4 l/s	1,79 l/s

ITEM	DN	PART NO.
utility drain type 61 AK	DN 100	610867
utility drain type 61 AK Primus	DN 100	610805



utility drain type 61 AK



DALLMER floor drain type 60

outlet DN 50 vertical
with bell trap, 25 mm water seal

MATERIAL

polypropylene
frame polypropylene, 100 x 100 mm, grate polyamide, incorporating bell trap

FLOW RATE TESTED TO DIN EN 1253 TAB. 3, (with 20 mm water over grate), conforming to DIN EN 274

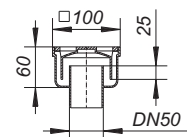
	Required	Dallmer
DN 50	0,4 l/s	0,6 l/s

ITEM	DN	DIMENSION	PART NO.
floor drain type 60	DN 50	100 x 100 mm	600509

No flange for water-proofing membranes.



floor drain type 60



Utility drains without anti-flooding

DALLMER utility drain type 71

conforming to DIN EN 1253
outlet DN 100 horizontal (3 degrees fall)

SPECIFICATION

- removable trap insert, 50 mm water seal
- bucket

MATERIAL

polypropylene
frame polypropylene, 170 x 240 mm, grate ABS, load class K 3 (300 kg)

- ▶ utility drain type 71/1, DN 50 side inlet
with DN 50 side inlet
- ▶ utility drain type 71/3, DN 70 side inlet
with DN 70 side inlet and DN 70 bosses in 2 alternative positions

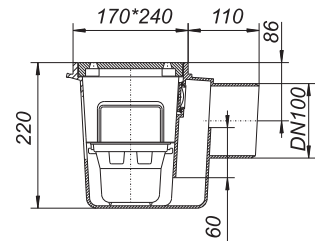
FLOW RATE TESTED TO DIN EN 1253 (with 20 mm water over grate)

	Required	Dallmer
DN 100	1,4 l/s	2,7 l/s
DN 100, DN 50 side inlet	1,4 l/s	2,2 l/s
DN 100, DN 70 side inlet	1,4 l/s	2,2 l/s

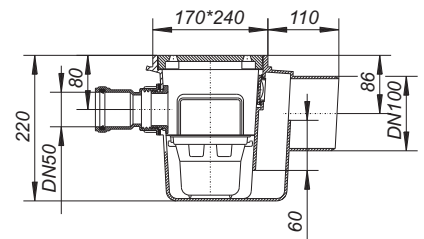
ITEM	DN	PART NO.
utility drain type 71	DN 100	710062
utility drain type 71/1, DN 50 side inlet	DN 100	710161
utility drain type 71/3, DN 70 side inlet	DN 100	710369



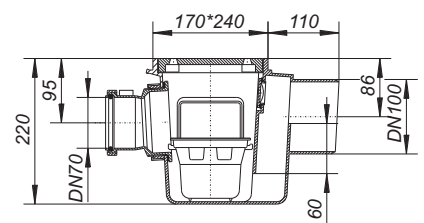
utility drain type 71



utility drain type 71/1



utility drain type 71/3



Accessories for utility drains

DALLMER grate for utility drain 71

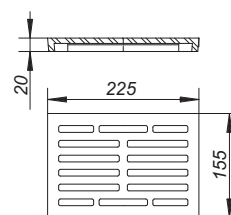
used with type 71 utility drain

- ▶ **grate for utility drain 71, grey**
ABS, grey, 225 x 155 mm, load class K 3 (300 kg)
- ▶ **grate for utility drain 71, white**
ABS, white, 225 x 155 mm, load class K 3 (300 kg)
- ▶ **grate for utility drain 71, cast iron**
cast iron, 225 x 155 mm, load class L 15 (1.5 t)

ITEM	DIMENSION	PART NO.
grate for utility drain 71, grey	225 x 155 mm	714923
grate for utility drain 71, white	225 x 155 mm	714930
grate for utility drain 71, cast iron	225 x 155 mm	714947



grate for utility drain 71, grey



DALLMER extension for utility drain 71

used with type 71 utility drain, can be cut to correct height on site

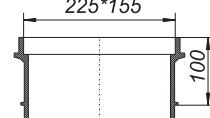
MATERIAL

ABS, grey

ITEM	DIMENSION	PART NO.
extension for utility drain 71	100 mm	714954



extension for utility drain 71
225*155



PRONTO utility drain

DALLMER floor drain PRONTO

conforming to DIN EN 1253

pushes into a pipe, for floor constructions without a waterproofing membrane

SPECIFICATION

- trap insert removable for cleaning, 50 mm water seal
- flexible sealing ribs

MATERIAL

polypropylene/rubber/TPE

frame 304 stainless steel, 120 x 120 mm

grate 304 stainless steel, 115 x 115 mm, load class K 3 (300 kg)

FLOW RATE TESTED TO DIN EN 1253 TAB. 3,
(with 20 mm water over grate), conforming to DIN EN 274

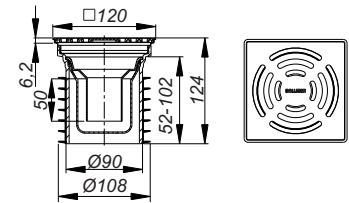
	Required	Dallmer
DN 100	0,4 l/s	0,8 l/s
DN 125	0,4 l/s	0,8 l/s

ITEM	DN	DIMENSION	PART NO.
floor drain PRONTO	DN 100	120 x 120 mm	700063
floor drain PRONTO	DN 125	120 x 120 mm	700087

The trap assembly can be easily removed and the fitting used for rodding access.



floor drain PRONTO



DALLMER floor drain PRONTO K

pushes into a pipe, for floor constructions without a waterproofing membrane

SPECIFICATION

- trap insert removable for cleaning, 50 mm water seal
- flexible sealing ribs

MATERIAL

polypropylene/rubber/TPE

frame polypropylene, 120 x 120 mm

- ▶ floor drain PRONTO K
grate 304 stainless steel, 115 x 115 mm, load class K 3 (300 kg)
- ▶ floor drain PRONTO K, secured
grate 304 stainless steel, 115 x 115 mm, secured, class K 3 (300 kg)
- ▶ floor drain PRONTO K Alu
grate aluminium

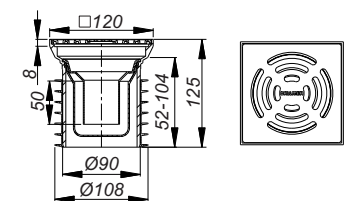
FLOW RATE TESTED TO DIN EN 1253 TAB. 3,
(with 20 mm water over grate), conforming to DIN EN 274

	Required	Dallmer
DN 100	0,4 l/s	0,82 l/s
DN 125	0,4 l/s	0,82 l/s

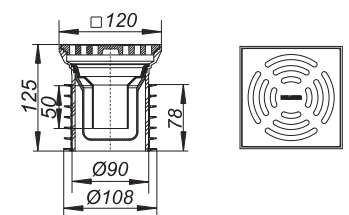
ITEM	DN	DIMENSION	PART NO.
floor drain PRONTO K	DN 100	120 x 120 mm	700360
floor drain PRONTO K, secured	DN 100	120 x 120 mm	700391
floor drain PRONTO K	DN 125	120 x 120 mm	700384
floor drain PRONTO K Alu	DN 100	120 x 120 mm	700339



floor drain PRONTO K



floor drain PRONTO K Alu



PRONTO utility drain

DALLMER floor drain PRONTO Primus

pushes into a DN 100 pipe, for floor constructions without a waterproofing membrane

SPECIFICATION

- removable Primus trap insert, using a floating bell, which sinks to seal the trap if water evaporates
- flexible sealing ribs

MATERIAL

polypropylene/rubber/TPE


frame 304 stainless steel, 120 x 120 mm

grate 304 stainless steel, 115 x 115 mm, load class K 3 (300 kg)

The Primus system:



with water,
it's a bell-trap



without water
the bell sinks to seal the pipe

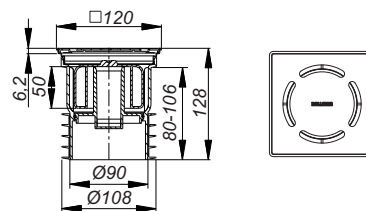
FLOW RATE TESTED TO DIN EN 1253 TAB. 3,
(with 20 mm water over grate), conforming to DIN EN 274

	Required	Dallmer
DN 100	0,4 l/s	0,4 l/s

ITEM	DN	DIMENSION	PART NO.
floor drain PRONTO Primus	DN 100	120 x 120 mm	700032



floor drain PRONTO Primus



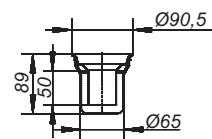
DALLMER trap insert for PRONTO

spare Part for floor drains PRONTO

ITEM	PART NO.
trap insert for PRONTO	480774



trap insert for PRONTO



DALLMER self-closing flap-valve S 10/12

for use with floor drain PRONTO in place of trap insert (except for PRONTO K Alu), gratings and frames series 10 with 120 x 120 mm or with d: 120 mm, and for frames type SES 10/ECS 12.

Used on combined foul and rainwater systems, the flap-valve allows water to drain whilst preventing the escape of foul air and foam.

With no water seal, it cannot freeze!

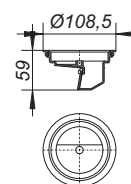
MATERIAL

ABS

ITEM	DIMENSION	PART NO.
self-closing flap-valve S 10/12	d: 108,5 mm	495846



self-closing flap-valve S 10/12



Dallmer – a tradition for innovation

*From workshop to a
top architect brand*



Founded 100 years ago as an engraving house in Arnsberg, Dallmer has evolved from a simple workshop to a top architect brand for building drainage. The high-grade product range comprises all kinds of drainage systems, shower channels, waterproofings and seals, urinal systems, fire safety and soundproofing systems, and special yard, cellar, roof, parking level and balcony drains. The guiding principle of this fourth-generation family business is: maximum

functionality, top material quality and exceptional design. This is why Dallmer continues to set innovative benchmarks in the world of modern bathroom architecture.

Continually redefining the bathroom landscape – Design from Dallmer

*Dallmer products regularly receive awards
for their style and ingenuity*



DESIGN PLUS



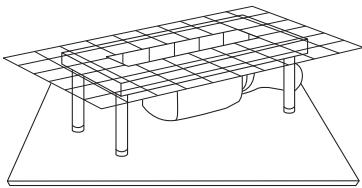
Architects' Darling Awards 2011 Gold / Awards 2014 Silver

In 2011, Dallmer received special recognition at the Architects' Darling Awards: in the renowned industry survey conducted by Heinze Market Research, more than 1,800 architects and planners voted for Dallmer, placing it first in the Sanitary technology category. The "Architects' Darling 2014" award was also an impressive endorsement of Dallmer's unassailable position in the construction industry as one of Germany's most innovative manufacturers.

Progressive experimentation with forms and functions is not just Dallmer's guiding principle; it is an integral part of its day-to-day operations. Countless awards underscore Dallmer's claim of delivering the highest quality in terms of creativity. Dallmer enjoys international acclaim for the exceptional aesthetic quality of its products and has been a pioneer of sanitary technology and bathroom design for many years.

The Dallmer sound insulation concept

*An element of sophisticated drainage technology:
efficient sound insulation*



Within the context of construction quality, sound insulation has become an increasingly key criterion for the value stability of an apartment or building. Sound insulation measures in ceilings and floors are developed based on the expected level of airborne and impact sound transmission in order to develop a concept that ensures maximum acoustic insulation.

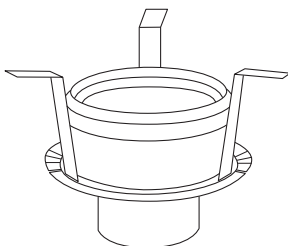
The minimum requirements are specified in DIN 4109 / VDI 4100 "Sound insulation in building constructions". Proposals for increased sound insulation are provided in supplementary sheet 2 of the standard and are considerably more rigorous than the

minimum requirements. However, compliance with the minimum requirements is mandatory.

Many of Dallmer's drainage systems not only meet the standard, but also comply with the proposals for increased sound insulation. These include systems with the CeraLine and CeraNiveau/Zentrix shower channels, the TistoPlan and CeraDrain drain bodies and the CeraBoard shower underlay with CircoPlan drain body. And of course: the new CeraWall drainage system.

The Dallmer fire protection system technology

*Drainage technology that can be integrated perfectly
in the fire protection system*



Within the context of preventive fire protection, plastic floor drains with vertical outlets are regarded as pipe/ceiling feed-throughs that require sealing off. The same applies to roof drains on flat roofs if they are to comply with DIN 18234.

Dallmer has met both these requirements by developing an assembly system that can be installed quickly, easily and without tools.

It is suitable for ceilings that fall in fire protection classes F 30/60/90/120. The assembly system includes a sound insulation collar that separates the drain body from the main building structure, thus preventing any

structure-borne sound. For concrete flat roofs, fire insulating structural elements 1 and 5, used in combination with our roof drain 62, ensure tested and approved fire protection in classes R 30/60/90/120.

NEW: Fire insulating elements 8, 9 and 10 offer fire protection for roof drains in steel trapezoidal-profiled roofs (IndBauRL – Industrial Building Directive).

What is included in our offering

We make light work of everyday chores – from the warranty right through to all aspects of technology



A promise which you can extend to your customers

The specification texts for your next project are ready and waiting

Together with our partners "ausschreiben.de" and "heinze.de", we enable quick and easy compilation of specification texts for our products. Why not find out more at dallmer.de/de/services.

Stay up-to-date:
Interesting seminars

What's new? What will I learn?
How do I obtain further qualifications?

Take a look at dallmer.de/de/aktuell/seminare. Here you will find an overview of our seminar topics. For news on upcoming events call +49 800 3255637 or +44 1787 248244.

The new Dallmer app for professionals

Our new Dallmer app is ideal for all those who work in building services. It not only offers architects, planners, installers, clients and property owners detailed product information, but also includes a range of useful additional functions. These include:

- Assembly instructions
- Installation videos
- Catalogues/brochures
- Attractive images
- Search tool and barcode scanner
- News and product innovations

On-call support:
The DALLMER Service Hotline

+49 800 3255637

Monday to Thursday: 7.15 a.m. to 5 p.m.,
Friday: 7.15 a.m. to 2 p.m.





DATED 01/2018

Dallmer GmbH + Co. KG
Wiebelsheidestrasse 25
59757 Arnsberg
Germany

T +49 2932 9616 - 0
F +49 2932 9616 - 222
E info@dallmer.de
W www.dallmer.de