



INTRA.
SYSTEMS

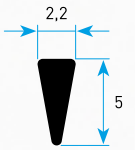
C R E A T I V E C E I L I N G S

INTRAgrille T2250/66

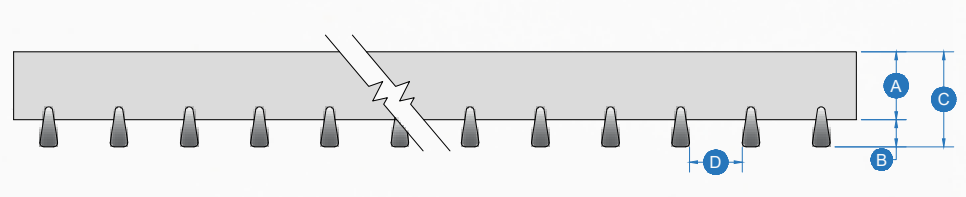
MATERIAL:	Carbon steel with zinc / aluminium coating
TOTAL HEIGHT:	11.9mm
SUPPORT SPACING:	100mm
SLOT GAP:	6.6mm
OPEN AREA:	75%
WEIGHT:	7.6 kg/m ²

A - Support height:	8.5mm
B - Profile height:	5mm
C - Total height:	11.9mm
D - Slot gap:	6.6mm

REFLEX



unit of measurement: (mm)
scale: 2.5:1

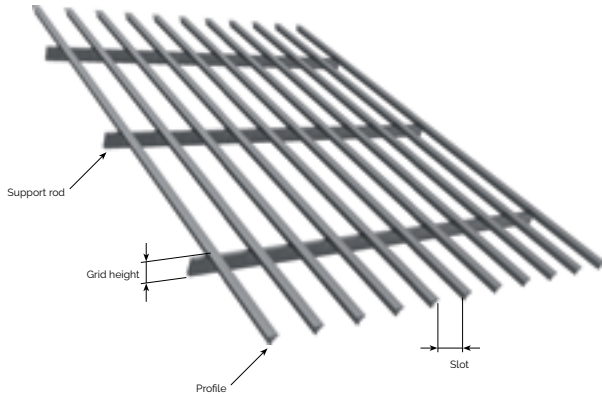
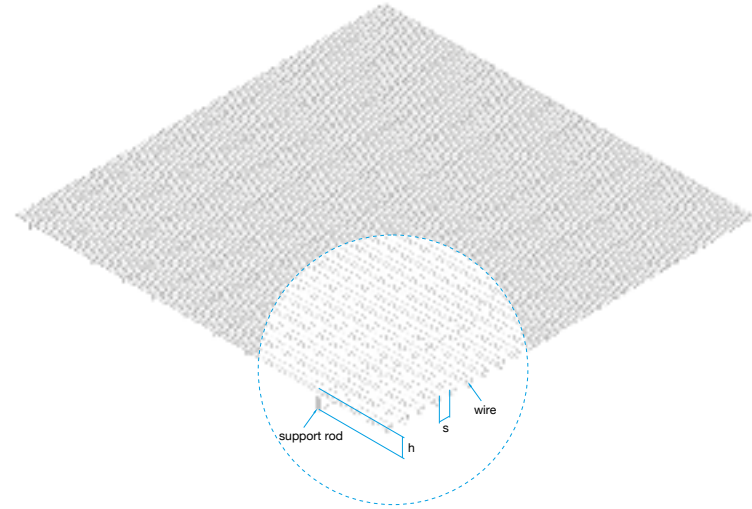


Shown powder coated in RAL 9005

TILE FORMAT

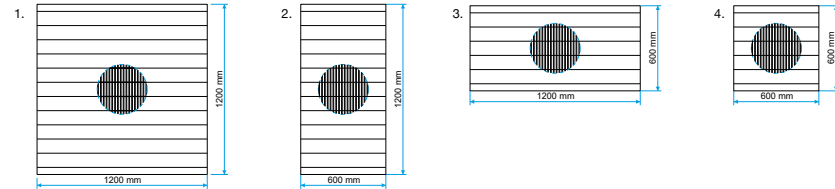
INTRAsystems Creative Ceiling grilles are welded grilles made of stainless steel or carbon steel with zinc / aluminium coated wire.

The tile consists of support rods with perpendicular decorative wires (profiles). Decorative wires are evenly spaced forming slots that can control airflow and create stunning decorative effects (parameter S).



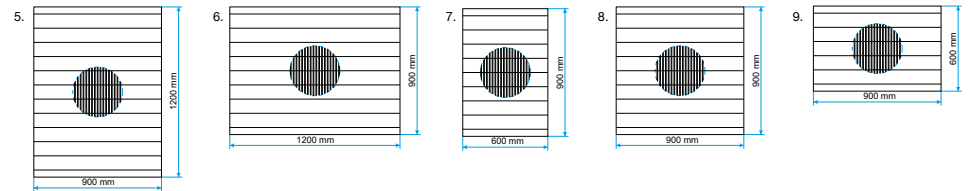
Standard format dimensions:

1. 1200// x 1200 (leading)
2. 1200// x 600
3. 600// x 1200
4. 600// x 600

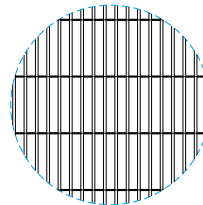


Supplementary format dimensions:

5. 1200// x 900
6. 900// x 1200
7. 900// x 900
8. 900// x 600
9. 600// x 900



Direction of the slot:



We offer a standard range of grille sizes to minimise waste but please do call to discuss your specific needs and bespoke options.


MATERIAL AND FINISH

Material	DECO panel design	Open area	Finish
Carbon steel with zinc / aluminium coating	INTRAgrille T2250/66	75.0%	Powder Coating* (available colour options are colours included in the standard range of RAL)
	INTRAgrille T4545/80	62.4%	
	INTRAgrille T4545/105	68.6%	
	INTRAgrille T4545/155	76.5%	
AISI 304 stainless steel	INTRAgrille T3545/65	65.0%	Pickling and Passivation
	INTRAgrille T3545/115	76.6%	
	INTRAgrille T3545/165	82.5%	

Finishes

The zinc / aluminium coating on our carbon steel grilles provides the highest degree of protection compared to conventional galvanised coatings.

Carbon steel grilles can also be powder coated to any colour in the standard range of RAL. Please enquire for details.



Pickled and Passivated Stainless Steel




Black Steel with Pro-ZINAL® coating



Black RAL9005



Anthracite RAL7016



White RAL9003



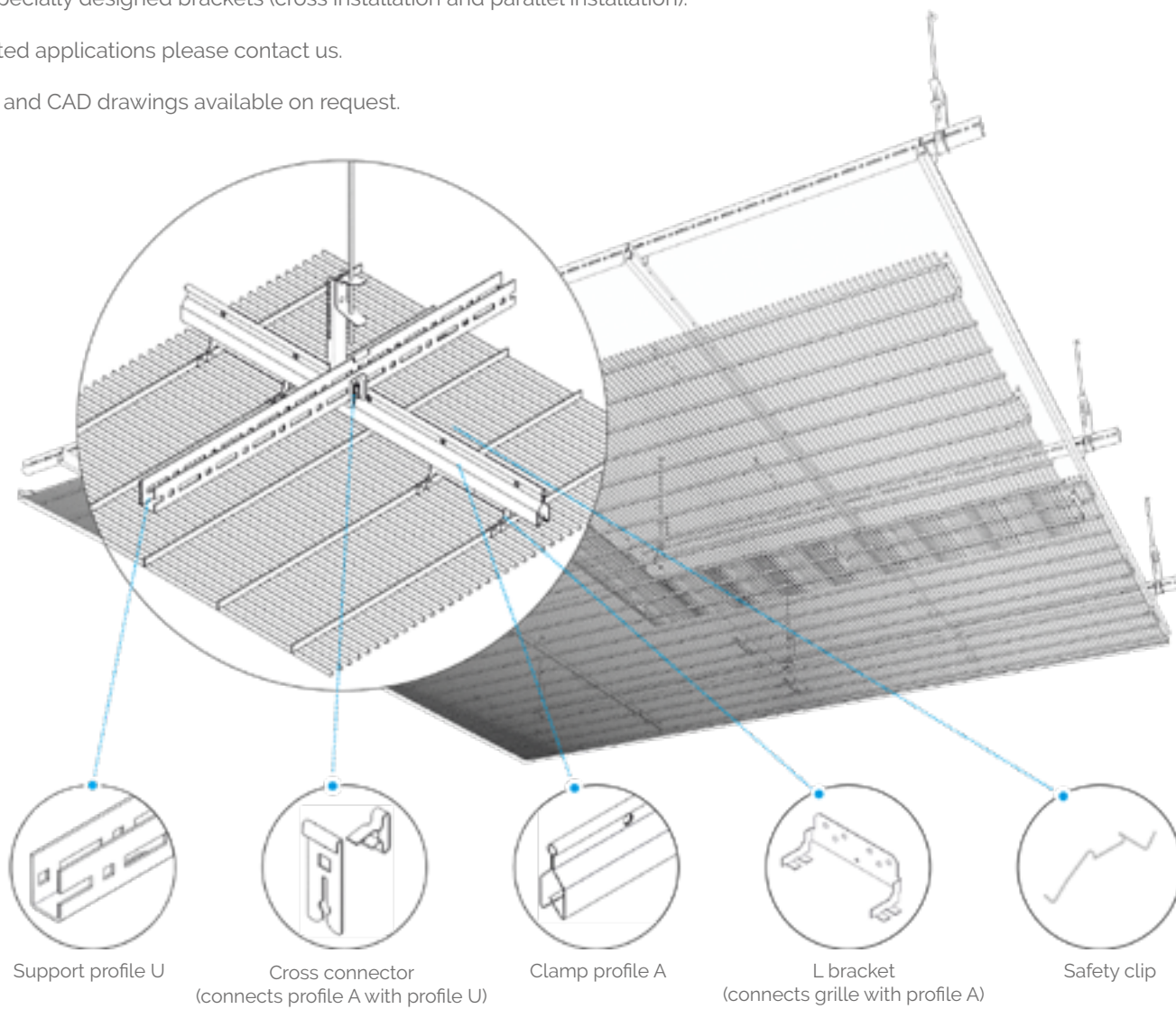
Bronze Tiger Drylac C33 068/66907

MOUNTING SYSTEM

The INTRAg grille Ceiling Clip System allows panels to be quickly and easily mounted to standard bearing structures with the use of specially designed brackets (cross installation and parallel installation).

For creative and wall mounted applications please contact us.

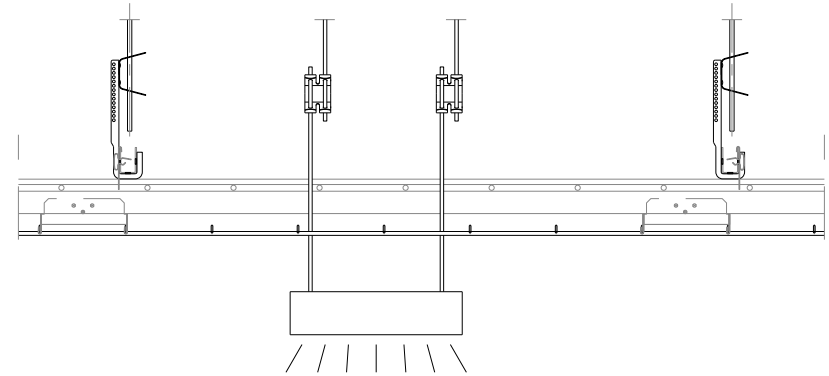
Full installation instructions and CAD drawings available on request.



LIGHTING

Recommended installation:

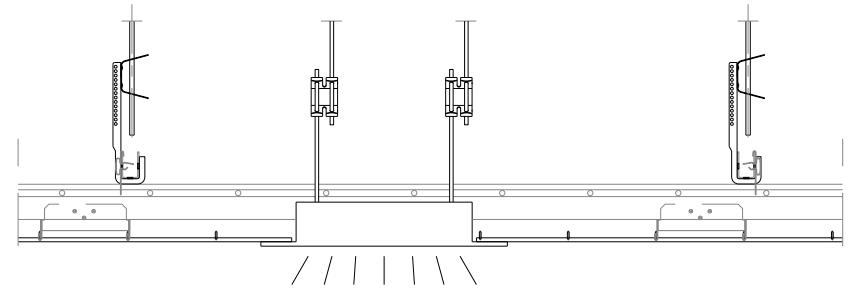
It is recommended to install lighting systems below the surface of the ceiling grilles. The lighting system should be installed using independent hangers, passing through the slots in the grilles.



Alternative installation:

To install a lighting system flush with the surface of the ceiling grilles it is necessary to cut a hole in the grille - we can provide this service for you. Lighting should be suspended from the original ceiling using an independent structure, or, possibly, from the reinforced load-bearing structure. It is recommended to equip the lamp with a flange to mask the cut wires.

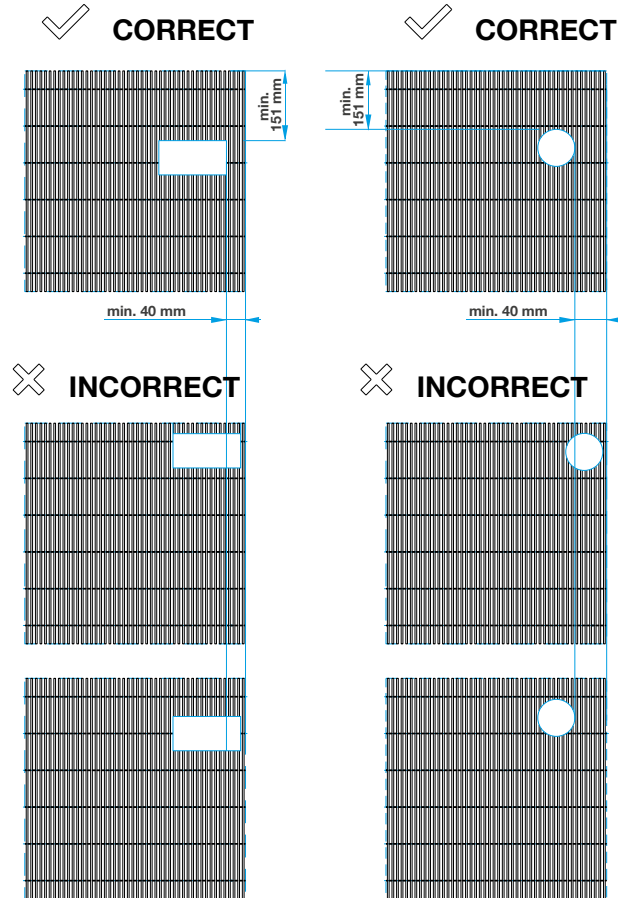
Installing a lighting system above the ceiling surface is not ideal, as there is no direct access and the system would need to be dismantled for maintenance.



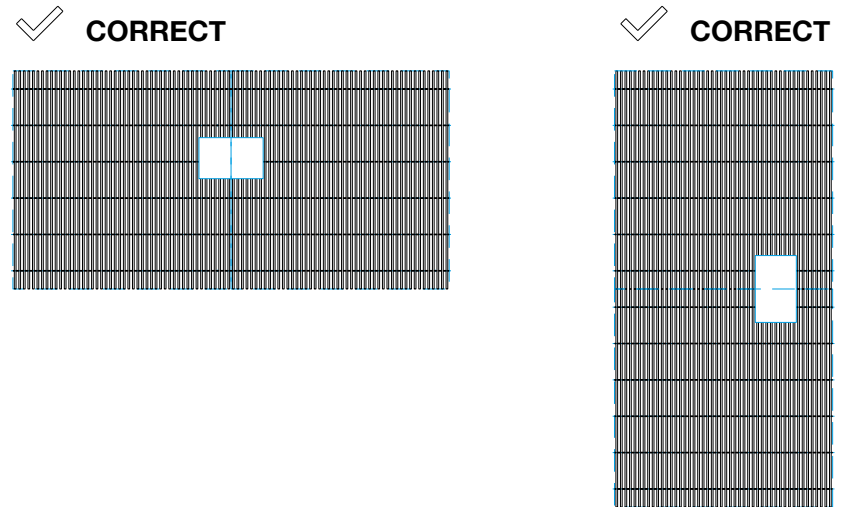
LIGHTING

Incorporating lights into the grilles - hole cut out

Hole cut at the appropriate distance from the edge of the grille, cut wires protected with paint.



Hole cut out on the connection of two adjacent panels




Holes can only be cut within strictly defined areas in the grille, as presented in the figures here. If lights are positioned within the area of the grille which is impractical to cut it may be necessary to adopt another division or consider surrounding the lights at the design stage.

Where lights are to be incorporated into the grille, the cut ends/edges must be protected against corrosion.

ACOUSTIC AND CREATIVE

INTRAsystems Creative Ceilings can be used to provide a range of functional benefits whilst creating unique visual effects.

Screen service provisions, incorporate acoustic inserts, coloured panels, wood, moss or lighting. The applications are only limited by your imagination.



STANDARDS AND CERTIFICATES

INTRAsystems Creative Ceilings are produced in accordance with the Quality Management System ISO 9001:2008, certified by Lloyd's Register Quality Assurance (LRQA) since 1996.

INTRAsystems Creative Ceilings have an EC Certificate of Conformity in accordance with standard PN-EN 13964:2005.

Steel ceiling panels are classified as non-flammable and fire-retardant according to PN-EN 13501-1+A1:2010. They belong to Class A1 of reaction to fire (for unpainted ceilings only).

Resistance to corrosion

All elements of the metal structure, such as the profiles of the grid, wall connection profiles or hangers have, as a standard, resistance class A and B (according to PN-EN 13964).

Class A – up to 70% relative air humidity, maximum temperature in the room 25°C, no influence of the aggressive environment.

Class B – up to 90% relative air humidity, maximum temperature in the room 30°C, no influence of the aggressive environment.

Reaction to fire

Classification with respect to reaction to fire, according to PN- EN 13501-1+A1:2010 includes:

- metal tiles without any organic coatings: class A1 product
- metal tiles covered with single coat paint: class A2-s2, d0 product
- load-bearing grid and hangers made from electroplated steel without any organic coats: class A1 product
- wall connection profiles covered with single paint coat: class A2-s2,d0 product

