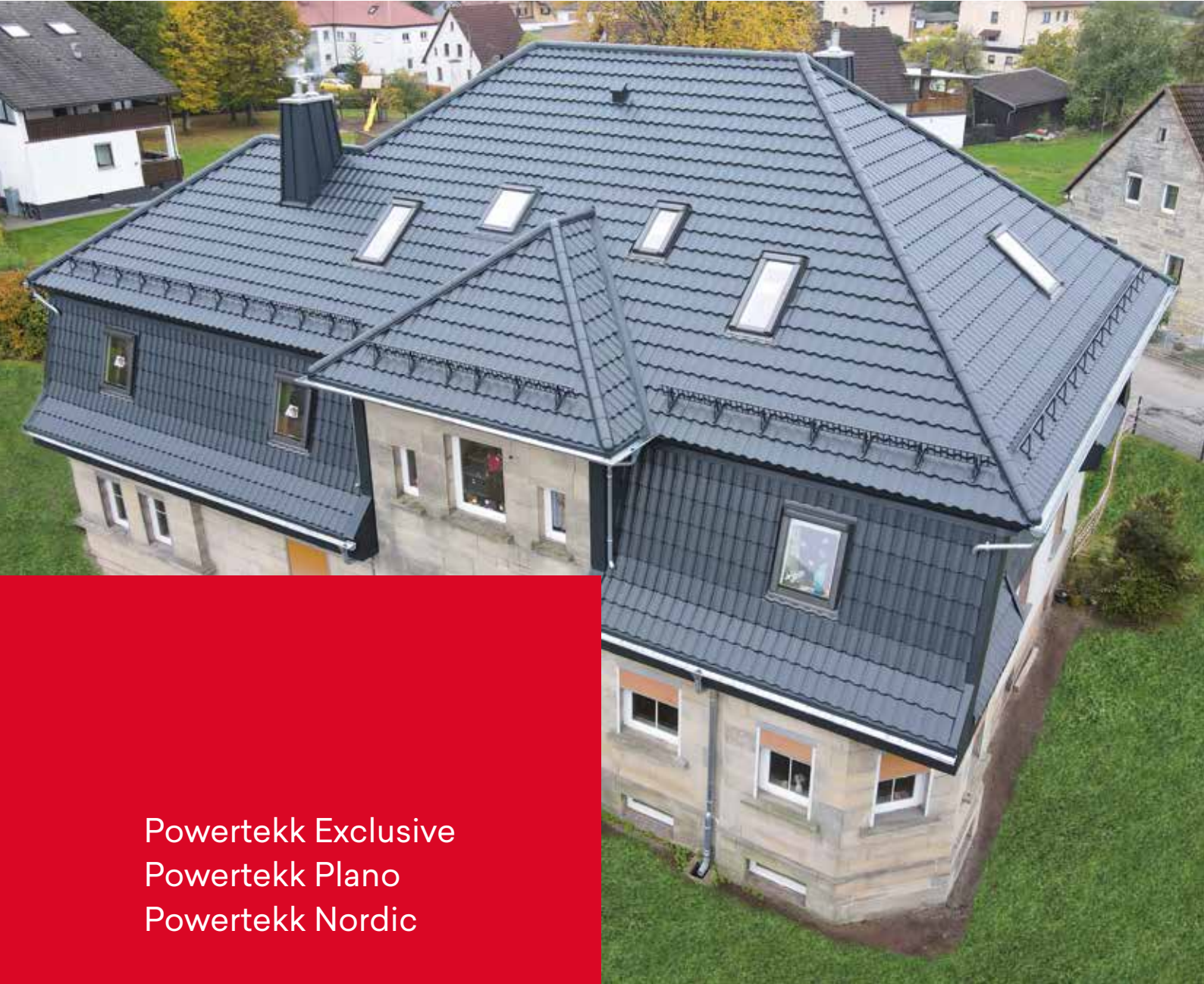



Isola Powertekk The metal roof



Powertekk Exclusive
Powertekk Plano
Powertekk Nordic

Isola Powertekk

Isola Powertekk – attractive and secure solutions for your roof

Isola Powertekk is a roof covering that combines the properties of strong steel with a low weight. This leads to unique properties and benefits:

Renovations and new-builds

Thanks to its light weight of just 5.0 kg/m² to 7.7 kg/m², depending on the model, Isola Powertekk is ideally suited to almost all roof constructions – from renovations to new-builds. The low weight also makes it easier to use on the construction site. The third benefit concerns logistics: if your roof is less than 147 m², practically “the entire roof” can be delivered on one single pallet.

Snow load

Powertekk Exclusive and Nordic have been tested and can bear a snow load of up to 2,100 kg/m², while Powertekk Plano can bear up to 750 kg/m² (without additional battens) without damage. As such, it can be used in all snow load zones in accordance with DIN 1055.

Wind load

Isola Powertekk is affixed with approx. 10 special nails or screws per m². The roof can safely withstand wind and storms right up to hurricane force.

30-year guarantee

The durable steel, the hot-dipped 275 g/m² zinc coating and the powder coating or coloured granules guarantee an attractive roof and protection from corrosion. That is why we offer a 30-year guarantee against rust perforation.

In 3 designs

In a tiled look or in a flat, linear design. Powder-coated or coloured granules. Extensive range of colours.



Isola Powertekk Exclusive

Powder-coated in 4 matt and 4 gloss colours



Isola Powertekk Plano

Powder-coated in 3 matt colours



Isola Powertekk Nordic

Granulate in 4 colours

Isola Powertekk provides an attractive and well-engineered solution for each roof, designed to match both the character of the building and the respective building regulations.

1. **Isola Powertekk Nordic**
2. **Isola Powertekk Plano**
3. **Isola Powertekk Exclusive**

1



2



3



Isola Powertekk Exclusive – the tried-and-tested design



Isola Powertekk Exclusive combines strength with an attractive design in a tiled look. It is a real lightweight! Weighing just 5.2 kg per m², the product is suitable for most roof constructions – both for old and new roofs with a pitch of between 8° and 90°. The Exclusive range comes in two versions: in matt- and gloss-coated finishes. The extensive range of accessories for eaves, ridge, gableboard, connections and roof ventilation are produced to the same material quality and in the same finishes as the roof panels.




Isola Powertekk Silence

The integrated sound-insulation strips considerably reduce ambient noise on roofs with insufficient insulation or with heightened requirements. The sound-insulation strips are affixed to the lower side of the panel prior to delivery.



- 1. Powder-coating
- 2. Epoxy primer
- 3. Hot-dipped zinc coating, 275 g/m²
- 4. Cold-rolled steel, 0.45 mm
- 5. Hot-dipped zinc coating/polyester



Coloured, gloss

- 1. Black
- 2. Claret
- 3. Anthracite
- 4. Green

Coloured, matt

- 5. Black
- 6. Terracotta
- 7. Anthracite
- 8. Brown



Isola Powertekk Plano – modern, flat design




Powertekk Plano impresses with its clean lines and combines all the benefits of a lightweight metal roof panel with a modern, flat design. Contemporary architecture demands clean lines and an attractive finish. Flat, linear and modern shapes are now available for renovations too. Powertekk Plano scores highly in this respect thanks to its low weight of just 5.9 kg/m², combined with the look of a flat tile. Powertekk Plano can be laid on roofs with a pitch of between 15° and 90°. The comprehensive range of accessories has been fully adapted in line with this design.



The central laying guide makes it easier to lay the roofing in a half-offset formation.



The 60 mm side felt increases protection against water penetration in the event of strong wind and heavy rain.




Laid in an offset formation



Laid in a half-offset formation

Isola Powertekk Plano can be laid in two different ways. When laid in an offset formation, it creates a roof with a horizontally and vertically linear appearance. When laid in a half-offset formation, only the horizontal lines are linear, as the roof panels are laid in an offset pattern.



Coloured, matt

- 1. Anthracite
- 2. Stone grey
- 3. Black



Silence with rear sound-insulation strips for effective sound protection

Classic design with rustic surface





Isola Powertekk Nordic

1. Colourless acryl seal
2. Coloured granules
3. Acryl paint
4. Epoxy primer
5. Hot-dipped zinc coating, 275 g/m²
6. Cold-rolled steel, 0.45 mm
7. Hot-dipped zinc coating/polyester



Coloured, gloss

1. Black
2. Brown
3. Grey (textured)
4. Rustic red

A striking profile and a rustic finish – meet the Isola Powertekk Nordic. Developed to withstand tough Scandinavian weather conditions, this roofing has proven its worth on innumerable roofs.

The Powertekk Nordic series consists of grained roof panels available in 4 different colours. The product comprises 7 different layers (see illustration) and comes with a whole host of accessories to create an attractive, uniform roof with an even surface structure in one single colour.

TopSec Roof safety elements



Snow guard with snow stop supports and four ice blockers, which prevent snow and ice from sliding below the guard.

Only from Isola

The Isola TopSec range, comprising various snow guard and roof inspection systems, is available in a powder-coated finish and in the original roof colours for Powertekk Exclusive and Plano: for a totally coordinated roof. The Isola PV/solar panel support frame has been designed to support all standard systems.



TopSec products

1. Solar panel support frame
2. Platform
3. Single step



The easy way to get a new roof



Roof renovations with Isola Powertekk are both quick and easy, and cost-effective.

Isola Powertekk is easy to use. The low weight does not only reduce transport costs; it also makes it easier to handle on the building site. In contrast with tiles and concrete roofing tiles, Isola Powertekk reduces the laying time by over 40%. The ability to lay the tiles at low temperatures also increases flexibility; two key advantages when it comes to renovations that help to guarantee a quick completion of the roof.





Laying the Isola Powertekk

1. Spread the lightweight roof panels across the roof
2. Cut the roof panels
3. For a clean finish at the hip
4. Lay the roof panels without spacers*
5. Affix with screw nails and a nail gun
6. Matching metal vents in the original roof colour



Please consult the Powertekk installation instructions for detailed steps and technical documentation.

* Applies to Powertekk Plano, for snow loads up to 7.5 kN/m²

10 good reasons to choose Isola Powertekk



Isola Powertekk roofs
Impress with their technology,
appearance and longevity.

- Whether in a tiled look or in a modern, flat design – an Isola Powertekk roof is distinguished by its appearance
- Property-specific guarantee certificate for your roof – 30-year guarantee against rust perforation
- Suitable for all possible roof shapes with a pitch of between 8° and 90°
- Fully stormproof roof covering thanks to the multiple fixings/nails
- Thanks to its low weight, Isola Powertekk is suitable for new roof coverings and renovations
- Complete system with accessories and safety elements in matching colours
- Low weight and handy dimensions for convenient transportation and ease of use
- Extremely stable roof covering, suitable for high snow loads of up to 2,100 kg/m²
- High-quality, thick steel with tried-and-tested corrosion protection – made to withstand all weather conditions
- Wide range of colours to choose from in various designs and finishes – for a stylish roof

Technical information

Facts & figures about the Isola Powertekk

	Powertekk Exclusive	Powertekk Nordic	Powertekk Plano
Areas of application	New-builds and renovations		
Processing temperature	5 °C	0 °C	5 °C
Roof pitch	8° - 90°	8° - 90°	15° - 90°
Batten spacing	371 mm	369 mm	369 mm
Roof panel dimensions	1,198 x 418 mm	1,198 x 418 mm	1,180 x 407 mm
Roofed area	1,110 x 371 mm	1,110 x 369 mm	1,120 x 369 mm
Roof panel per m ²	2.44 units	2.44 units	2.40 units
Overlap	88 mm	88 mm	60 mm
Steel thickness	0.45 mm	0.45 mm	0.7 mm
Hot-dipped zinc coating	275 g/m ²	275 g/m ²	275 g/m ²
Weight	2.05 kg/panel 5.0 kg/m ²	3.1 kg/panel 7.7 kg/m ²	2.45 kg/panel 5.9 kg/m ²
Snow load	21 kN/m ²	21 kN/m ²	7.5 kN/m ² *
Finish	Powder coating	Coloured granules	Powder coating

RAL codes for Isola Powertekk Exclusive and Plano

	High gloss	Matt
Black	RAL 9005	RAL 9005
Anthracite	RAL 7016	RAL 7021
Terracotta		RAL 2013 S
Brown		RAL 8017
Green	RAL 6009	
Claret	NCS 72118 R04B	
Stone grey		RAL 7046

* without spacer

11.2020

*Build
simply
better*

Isola Powertekk s.r.o.
CZ-Olomouc 779 00
www.isola-platon.de

Follow us on 
www.facebook.com/IsolaDeutschland/

