

Technical Data Sheet
ACRIGARD QS



Product Description

Acrigard QS is an extremely fast curing MMA acrylic resin, decorative finish floor system for applications on concrete, metal, wood and tiled surfaces.

Acrigard QS is a trowel applied screed: The system uses a flexible MMA binder mixed together with coloured quartz aggregates to produce a screed of suitable consistency for application by pin rake and steel or plastic hand trowels.

Acrigard QS is methylmethacrylate based with inert mineral fillers. It is hygienic, aesthetically pleasing in appearance and long term durable in aggressive working environments. The system is resistant to a wide range of chemicals and can be applied internally and externally in temperatures ranging from -25°C to +40°C.

Acrigard QS meets current hygiene standards and requirements and is ideally suited for the food processing and pharmaceutical industries.

Key Benefits

- Standard range of colour blends available
- Bespoke blends and colour matching available
- Durable
- Hygienic
- Anti-slip properties
- Extremely fast cure, same day hand back

Technical Data

John L. Lord & Son Ltd is an ISO 9001:2008 accredited company and all products are manufactured strictly to ISO quality standards.

Performance Data

Compressive Strength:	49 N/mm ²
Bond Strength to Concrete	Exceeds cohesive strength @ 30N/mm ²
Flexural Strength:	20 N/mm ²
Tensile Strength:	6 N/mm ²

All figures are measured and expressed under laboratory conditions: Actual performance may vary from the above values depending upon site conditions.

Physical Properties

Complies with BS 8204-6 / FeRFA Type 6, System Make-Up:

Primer(s):	Single coat, roller applied
System:	1 application Acrigard QS pin rake/trowel applied screed
Sealer Coat(s):	1 or 2 coats Acrigard QS semi-matt
Optional Variations:	Additional sealer coats to suit

System Details:

Finish:	Durable, chemical resistant, anti-slip, semi-matt
Thickness:	4mm to 6mm

Chemical Resistance

Highly resistant to a wide range of chemicals including acids, alkalis, oils, grease and certain solvents. For full details consult the John Lord Technical Dept.

Curing Time

A completed resin floor can go into service after the following minimum cure periods:

Foot Traffic:	1 hour
Full Cure:	2 hours

Shelf Life and Storage

The product should be kept in its original unopened container until use.

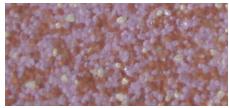
The product should be stored in weather tight conditions at temperatures between 0°C and 12°C, avoiding direct sunlight. Under these conditions this product has a shelf life of up to 6 months.

Other Products


The following products are recommended for use with Acrigard QS:

- Acrigard heavy duty mortar
- ASPEN Stainless steel drainage systems
- ASPEN Stainless steel wall support kerbing system
- Acrigard WR resin render and coving screed


Standard Colour Range




Berry



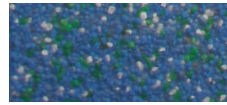
Chalk




Emerald



Granite



Marine




Mist



Oatmeal



Sand



Sky

As screen and print settings are beyond our control, these colours are an indication only. Please request product samples for accurate colour information of any of these nine standard colours or a bespoke colour.

Application Information

John Lord recommends that all products are installed by their own Contracts Department who provide a professional service with experienced Project Management supervision and skilled, trained and NVQ/CSCS approved employees.

Suitable Applications

- Retail
- Leisure
- Showrooms
- Processing Areas
- Hospitals
- Pharmaceutical and Healthcare

Substrate Suitability and Preparation

A separate technical data sheet is available on 'Substrate Suitability and Preparation'.

Application Temperature

A feature of the Acrigard QS system is the wide application temperature range the system can tolerate without adversely affecting ease of application or performance of the cured system. The application and curing temperatures can range from -25°C to 40°C: However consideration must be given to operative health and safety in relation to installation temperatures.

Priming

The dry, prepared, dust-free substrate should be primed with one or two coats of Acrigard QS primer. Primer coats can be over-coated within 15-30 minutes of application.

System Application

Once primed, the Acrigard QS base screed can be mixed and emptied onto the substrate and spread to the desired thickness using a pin rake and/or trowel. The coloured quartz screed is immediately finished by hand held stainless steel or special plastic trowel.

Sealer Coats

One coat of Acrigard QS semi-matt sealer should be applied with a de-flocked short pile roller to the cured screed surface, avoiding any excess. A second coat should only be applied if a particularly smooth finish is required.

Joints

All known expansion joints should be followed through the resin floor finish using Epiflex Jointing Mastic or Acrigard Jointing Mastic. If concrete movement or cracking takes place after application then reflective cracking of the topping may occur.

In-Service Maintenance

Good housekeeping and regular cleaning can considerably extend the service life of a resin screed floor and will enhance the floor's appearance and reduce soiling tendencies.

Suitable cleaning methods for this product include:

- Rotary scrubbing machine or hot water washing (up to 70°C) with suitable detergent products – see John Lord Cleaning Guide for further details.
- Flash steam clean is suitable on a regular basis.

Statement of Responsibility

The technical data and application information within this John Lord Technical Data Sheet is provided as an introduction to the system only and may vary according to on-site or environmental conditions. As the information provided is of a general nature, no guarantee is implied and it is the responsibility of the client or user to discuss in detail with John L. Lord & Son Ltd the suitability of the product for a particular application. John L. Lord & Son Ltd cannot accept any responsibility for work and the subsequent performance of their systems that are not controlled by their own contracting services.

John L. Lord & Son Ltd reserve the right to alter information contained in this document without prior notification; it is the responsibility of the client or user to obtain the most recent issue.