
















MAKING UP EXTENDED HEIGHT ASP PEDESTALS

components are packed into separate boxes

ASP 65-100mm	ASP 95-130mm	ASP 125-160mm	ASP 155-190mm	ASP 185-220mm	
					<p><u>MOUNTING THE EXTENSION SHANK</u></p> <p>Components are packed into separate boxes, so that the ASP units (complete with baseplate ①, stem & nut and headpiece ②) are packed into one box and the 145mm high extension shanks are packed into a separate box.</p> <p>Place extension shank into central column within the baseplate and then insert the stem into the top of the extension shank.</p> <p>Twist the stem to get the correct height adjustment.</p> <p>① both standard 200mm diameter baseplates and 150mm MINI BASES can be used with extension shanks.</p> <p>② all headpieces, including ASP regular 2.2mm, 4mm and 10mm wide lugged heads; TD heads, TD Mobile heads and flat headed supports can use extension shanks to increase the height.</p>
PLUS	PLUS	PLUS	PLUS	PLUS	
					
MAKES UP...	MAKES UP...	MAKES UP...	MAKES UP...	MAKES UP...	
					
ASP 210-245mm	ASP 240-275mm	ASP 270-305mm	ASP 300-335mm	ASP 330-365mm	