



landscapeforms®



metro40™



People are on the move, all around the globe. Cities face special challenges managing people in motion. Environment, health, safety, comfort and quality of life are in the balance. Efforts to promote walking, biking and the use of public transit are on the rise. Urban centers will require more comfortable, attractive, higher-quality facilities and amenities if they hope to increase the appeal of public streetscapes and transportation. Landscape Forms has put its leadership in site furniture to the challenge. Our design partner is BMW Group DesignworksUSA, a subsidiary of BMW Group, an international leader in design with special expertise in transportation. The result is Metro40, the first fully integrated collection of site elements for streetscapes and transit cores.







Sonia Schiefer, BMW Group DesignworksUSA : *“The design symbolizes the elements of modern transit: traffic flow, people flow, connectedness, a continuous circle. It has dynamic shapes with flowing surfaces, accelerated curves and rotating edges that give a sense of visual movement.”*



4' x 8' shelter



4' x 12' shelter

connect™


The Connect transit shelter plays a starring role in the Metro40 ensemble. Its elegant mobius strip aluminum frame creates a continuous, flowing outline for the light and airy glass-roofed and glass-sided structure. Glass side and roof panels are standard stationary elements. Optional glass panels are available for the back and front of the shelter to address specific site requirements and climate conditions.



Optional sitting and leaning rails offer “waiting room” amenity.



Roof overhang expands footprint, creating additional standing space.



The LED solar power lighting option consists of a photovoltaic collector with storage batteries and controller.



Smoked grey roof panels made of tempered glass with mylar film laminated between sheets, block 80% of UV rays.



LED lights softly illuminate the inside surface of the roof and provide directional lighting for entrance and egress.



A keynote of the design and the source of its distinctive aesthetic is the mobius strip frame.



Connect glass panels offer: safety, protection from wind and rain, unimpeded egress. Panels may be patterned to signal their presence and avoid walk-in collisions.




Leveling anchor rods and bolts are concealed in base plates.

Elizabeth Schwartz, BMW Group DesignworksUSA : *“People have to commute. We want to make it a better experience. We asked how do people feel in these spaces? We designed elements that are inviting and make people feel welcome, comfortable and protected.”*

rest™

Rest is a stunningly simple bench that employs the mobius ribbon frame to great effect. One continuous, flowing form creates a singular bench in backed and backless versions. A choice of wood or aluminum slats gives designers license to play. And the graceful connection between frame and bench slats makes it all look elegantly easy.







The gracefully tapered bench, with and without back, works beautifully in defined spaces and on the streetscape. Optional arms are available on benches with backs. Optional intermediate seat dividers/skateboard deterrents are available on backed and backless versions.

Nancy Clanton, Clanton & Associates : *“We use a warm light that’s better for human health, distribute it in ways that eliminate glare, and use every bit of light we produce, so there’s no wasted light going up into the night sky. Landscape Forms looked at this with fresh eyes. Nobody else is doing this.”*



hi-glo™

lo-glo™

Hi-Glo and Lo-Glo LED lights elevate the design vocabulary for pedestrian and pathway lighting and chart new territory in lighting technology. A vertical frame rises from the light base, twists gracefully on its axis to form a shade and then flattens again as it makes its trajectory to the ground.









show™

This two-sided lighted graphic display system is designed for use outside the shelter or in other streetscape applications. It provides an ideal display for transit information on one side and advertising on the other. The lighted display box is integrated into a variation on the Metro40 signature ribbon frame that is angled on the sides and wide at the crown.



stop™

Stop is a handsome bollard designed to provide traffic control. The beveled-edge cast aluminum tapered sleeve provides crisp cover for an internal structural steel post. Optional wired LED lighting sits discreetly atop the post and reflects softly from the underside of the sleeve.



collect™

Litter receptacles and a companion recycling unit share a distinctive profile and provide basic function with surprising flair. A cast aluminum ribbon frame, wide at the top and tapering toward the base, trimly wraps a rotationally-molded polyethylene bin. Collect mini bin answers the need for a smaller footprint while Collect litters address higher-capacity requirements.



ride™

Concealed connections and discreet leveling glides make the Ride bike rack appear balanced in air. The cast aluminum flat ribbon frame, beveled at the edges and tapered from bottom to top, marks it as a member of the Metro40 family.





A Groundbreaking Collection.

Metro40 is the first integrated collection of site furniture elements for the urban streetscape and transit core.

Leadership in Design, Engineering and Technology.

Landscape Forms and BMW Group DesignworksUSA have applied their distinctive competencies to create comfortable, beautiful, flexible urban streetscape and transit furnishings for a world on the move.

Metro40 Embodies

- *World-class design* in site elements with global appeal
- *Elegant engineering* in products that can be assembled and finished in multiple locations, and delivered anywhere in the world
- *Innovative technology* in advanced LED applications that push the envelope on energy, environment, and health in lighting for outdoor spaces
- *Comprehensive scope and function* in seven different elements related in design, individual in function, and international in spirit
- *Sustainable solutions* that support public transit, biking and pedestrian activity; utilize recycled content aluminum and steel; employ FSC-certified wood and environmentally friendly powdercoat finishes; incorporate energy-efficient LED lighting; and include solar power options

landscapeforms.com

metro40™

landscapeforms®

800.521.2546 269.381.3455 fax

431 Lawndale Avenue, Kalamazoo, MI 49048



Mixed Sources
Product group from well-managed forests and other controlled sources
Cert no. SW-COC-1530



Certified Renewable Energy
green-e.org

Landscape Forms is proud to specify FSC and Green-e certified paper. This paper meets the Forest Stewardship Council's standards for responsible forest management and is made using certified renewable energy.



Metal is the world's most recycled material and is fully recyclable. Consult our website for recycled content for this product. Powdercoat finish on metal parts contains no heavy metals, is HAPS-free and has extremely low VOCs.