

# Stannah Xtralift

Customisable, high-performance  
passenger lifts: reliability and comfort,  
in the size and finish you need



**Stannah**





## CONTENTS

---

Discover Stannah	4
Challenge us	6
Lifts for every space & purpose	8
New lifts in existing buildings	10
Firefighting, evacuation & tough finishes	12
Lift structures	14
Bespoke finishes	16
Lift finishes & options	18
Example configurations	24

## Xtralift: the perfect fit for your project

At Stannah, we believe specifying the right passenger lift should be effortless; you shouldn't have to compromise between performance, dimensions, and design. Our Xtralift core range gives you the flexibility to fit the perfect lift in exactly the right place.

Since its launch in 2009, Xtralift has quickly become Stannah's most popular traction passenger lift, reliably moving thousands of people every day.

Because they're so customisable, you'll find Xtralifts everywhere, from cathedrals to hospitals, and airports to luxury residences – in fact, anywhere that needs a hardwearing, energy-efficient passenger lift that fits its surroundings and looks the part.

### And remember, it's a Stannah.

Xtralift is a Stannah lift, so you get all the unbiased advice, responsive service, and expert support every customer has come to expect from our name.

Right from the start, our lift experts are at your disposal, to help you make the most of Xtralift's flexibility – whether you're working on a new development, or replacing the lift in an existing shaft.

Through installation and commissioning, we'll be with you every step of the way. And our network of engineers will support you for a full year after installation, to make sure everything is running as smoothly as it should.

“Installing the Stannah Xtralift was an essential element of our building and we are delighted with the outcome – a lift that blends discreetly with its surroundings, providing reliable access to all levels of the building.”

Head of Construction, Bob and Tamar  
Manoukian Production Workshop



## A family name, in thousands of buildings

We've been Britain's lift company for more than 150 years. We'd love to show you the difference that makes.

Since 1867, we've installed tens of thousands of Stannah lifts right across Great Britain. In that time, we've learned a thing or two about excellent, personalised service – and what it takes to work well with a project team.

When you work with Stannah, you don't just get support from lift experts with decades of experience; you get the personal touch that only a family business can deliver.

We're confident that you'll notice it – the first time you pick up the phone.



We have been delivering engineering excellence for over 150 years



## A service that's tailored to you

It's not just Xtralift that's designed to give you a perfect fit, our service is too.

Our design team will consult with you on planning and specification, while a professional project manager will work beside your team from delivery to handover, ensuring everything stays on schedule, and works exactly as you expect.

As we handle everything from design and installation to post-handover maintenance, all the support services you need are in one place – with a tailored maintenance contract to ensure safe, continuous operation.

### Say no to servicing tie-ins

We want you to choose us because you believe we're the right people for the job – not because you feel like you have no other choice.

While each Stannah lift has a full one-year warranty, our open protocol lift systems mean you're not tied to us for maintenance and repair. You can choose whichever lift provider gives you the best service for your needs – and to keep your business, we'll have earned it.

### The highest standards every time

Your safety is our number one priority, and naturally our lifts carry all the accreditations you could need. Every lift is certified according to the Lifts Regulations 2016 (2016 No. 1093), and all post-installation servicing is delivered by our own highly-trained engineers.

We're proud to have received nine consecutive health and safety awards from the Royal Society for the Prevention of Accidents, and we work to Bureau Veritas certifications ISO 9001, 14001, and ISO 45001.

### Xtralift complies with all relevant standards:

- ✓ EN81-20: construction and installation safety
- ✓ EN81-50: component examination and tests
- ✓ EN81-70: lift accessibility
- ✓ EN81-28: remote alarm systems
- ✓ EN81-73: lift behaviour in the event of a fire
- ✓ EN81-58: lift door fire resistance
- ✓ ISO 9001: quality management
- ✓ ISO 14001: environmental management
- ✓ ISO 45001: occupational health and safety

If requested, our lifts can also be built to comply with the following standards:

- ✓ EN81-71: tough finishes for vandal resistance
- ✓ EN81-72: fire-fighting lift requirements
- ✓ EN81-76: emergency evacuation access

## Specify your ideal lift

Xtralift is an energy-efficient, high-performance gearless traction lift – with an almost unlimited number of size and finish combinations. Lifts are available from 6 to 33 passengers (up to 46, subject to evaluation), with both standard and stretcher configurations.

Xtralift can travel up to 45m (potentially up to 16 floors), at a rated speed of up to 2.5m/s – making it ideal for low and medium-rise use. You can choose single, through or adjacent entrance configurations and landing doors that open left, right or centre.

### A smooth, quiet ride

Every Xtralift offers quiet, consistent performance – and our unique rail system lends precision, durability, and reliability. Motor and rope anchorage points are mounted on the guides to reduce shaft wall loadings, while flexible dimensions allow for a rated load of up to 2500kg.

The ride is smooth, thanks to vibroacoustic wall panels, and the high-performance traction drive reduces noise outside the car. Even in a small lift shaft, the space-centric design ensures passengers have plenty of room.

### Latest connected technologies

Each Xtralift is built with intelligent controls to enable full diagnostics and remote monitoring. This allows for remote real time monitoring of the lift's status and some remote maintenance. This makes maintaining the lift much easier, as well as reducing travel times, optimizing lift efficiency, safety and service life.

### Safe, happy and fully informed

Large visual indicators and intuitive controls keep everyone fully informed.

If help is ever needed, communication is handled by an EN81-28 compliant auto dialler for fast and reliable passenger support – while each lift comes with remote safety monitoring and an integrated GSM connection.

### Built for economy, and ecology

Every Xtralift is built with energy efficiency in mind. Each component is carefully chosen to contribute to its A-rating energy certification in accordance with VDI 4707, such as:

- ☑ LED lighting
- ☑ stand-by shutdown mode
- ☑ signalisation dimming
- ☑ gearless, low consumption traction drive
- ☑ optional regenerative motor

As a result, Xtralift can contribute up to 3 BREEAM points to your development.

# A hugely flexible range of lifts

## Key facts

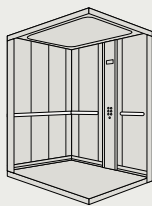
<b>Max. no of stops</b>	16
<b>Max. travel (m)</b>	45
<b>Speed (m/s)</b>	up to 2.5 (ranging from 1m/s to 2.5m/s)
<b>Load (kg)</b>	Core range comprises 450-2500; up to 3500 is available
<b>Persons</b>	6-33; up to 45 (stretcher) is available
<b>Car types</b>	Single, through and adjacent
<b>Control types</b>	Down or full collective, in simplex, duplex or triplex configurations
<b>Door types</b>	Telescopic or centre opening doors (2, 4 or 6 panels), finished in stainless steel or prime 7044
<b>Energy saving features</b>	Standby, LED lights

## Car sizes – our most popular (just for starters) Xtralift configurations:

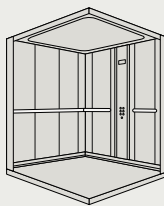
<b>6 person (450kg)</b> – 1000 x 1300mm	<b>17 person stretcher (1250kg)</b> – 1200 x 2300mm
<b>8 person (630kg)</b> – 1100 x 1400mm	<b>21 person (1600kg)</b> – 1950 x 1750mm
<b>13 person square (1000kg)</b> – 1400 x 1600mm	<b>21 person stretcher (1600kg)</b> – 1400 x 2400mm
<b>13 person stretcher (1000kg)</b> – 1400 x 2100mm	<b>26 person (2000kg)</b> – 1500 x 2700mm
<b>17 person (1250kg)</b> – 1950 x 1400mm	<b>33 person (2500kg)</b> – 1800 x 2700mm



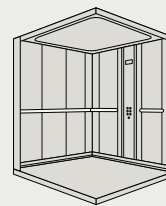
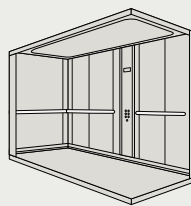
6 person  
450kg



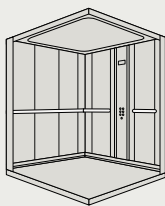
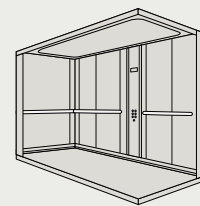
8 person  
630kg



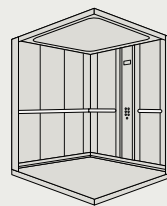
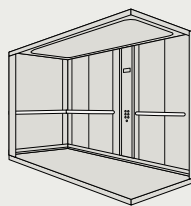
13 person  
1000kg Square & Stretcher



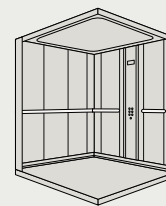
17 person  
1250kg Stretcher & Square



21 person  
1600kg Stretcher & Square



26 person  
2000kg



33 person  
2500kg



## A lift for every space and purpose

Whether you're working with an existing lift shaft or developing a new building, there's a Xtralift to fit your space.

Our core range of passenger lifts means we can provide you with the right lift for your requirements. We also know that some sites do have special lift requirements – and we know we can help.

We offer a core product range but can also deliver:

- New lifts in existing buildings to improve people flow
- Fire-fighting and evacuation lifts to help out in an emergency
- Heavy duty and vandal resistant lifts for the most demanding of environments
- Lift structures and enclosures for complete flexibility for all types of buildings
- Bespoke finishes and glass lifts to achieve any lift vision, with our standard finishes giving you a huge range of options and configurations without a bespoke price tag



Large or small, heavy duty finish or finesse, our lifts are equal to the challenge













## New lifts in existing establishments

While you'll see plenty of Xtralifts in modern buildings, they're also often used to replace existing lifts, or bring new access possibilities to historic and listed structures.

As we all rely on lifts for our safe and quick movement inside buildings of all types, when the time has come for you to consider replacing your existing lift with a new, eco-efficient and modern lift, we can arrange a site visit and advise you on the best course of action.

As lift replacements meet challenges such as low headroom or shallow pit depth, we can help you comply with the current British and European

regulations, such as EN81-21. Either you're considering the construction of a new lift shaft in existing building or replacement of the existing lift, we can deliver.

Where needed, we can remove your existing lift, manage builder's works or work alongside your preferred builder. A vast choice of flexible sizes and format options mean we can work with the tightest spaces – so let us help.





# Fire fighting and evacuation lifts

Our Firefighting lifts can aid the fire service in the event of an emergency. Even in the worst-case scenario your passenger lifts will keep you safe.

## Fire fighting lifts

Firefighters' lifts enable the exclusive use of a passenger lift by the fire service to carry firefighters and their equipment to the required floors in the event of a fire.

They comply with firefighting lift regulations EN81-72 and their features include:

- ✓ Emergency intercom and lift operation
- ✓ Interface between the lift control, fire detection and alarm system
- ✓ Trap doors and ladders for rescue operations
- ✓ Electrical components are protected against water

Firefighting lifts are required in housing where the building has a floor more than 18m above, or more than 10m below fire service access level (subject to building's fire strategy).

## Evacuation lifts

Evacuation lifts can aid the fire and rescue service and emergency evacuation in the event of an emergency. They enable the use of a passenger lift by a designated warden in an evacuation strategy to evacuate those less ambulant.

Evacuation lifts comply with EN81-76 lift regulations and their features include:

- ✓ Interface between the lift control system, fire detection and alarm system to support the evacuation management strategy
- ✓ Emergency intercom system and lift operation
- ✓ Separate power supply supplied by builder

Available from an 8 person and up, they are commonly used in larger capacity passenger lifts for movement of disabled users, beds and stretchers.

We have a vast experience installing fire-fighting and evacuation lifts, providing the right solution for our customers.




## Vandal resistance and high traffic areas

We offer three tiers of vandal resistance, each well suited to environments where human traffic is constant – like hospitals and transport infrastructure. Wherever you need a resilient lift, we can provide a solution built to meet requirements day and night.

Xtralift can deliver a range of tough finishes, Category 1 or Category 2 (EN81-71) lifts, with features including:

- ☑ Reinforced lift car and landing doors for passenger/goods lifts
- ☑ Vandal-resistant ceiling hatches and LED lights
- ☑ Stainless steel mirrors in place of glass
- ☑ Vandal resistant face plates and signalisation
- ☑ Preparation for CCTV to record usage

We always advise speaking with our technical team to discuss which level of resistance is best for you.



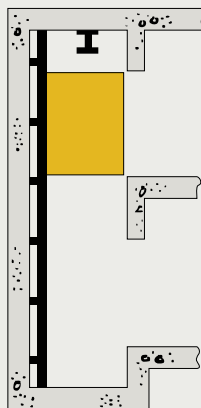
## Lift structures and enclosures for complete flexibility

Glass lifts and lift shafts have become an increasingly important architectural component in modern buildings. Glass is an aesthetically pleasing and practical option for the retail, commercial, hotel and infrastructure environments.

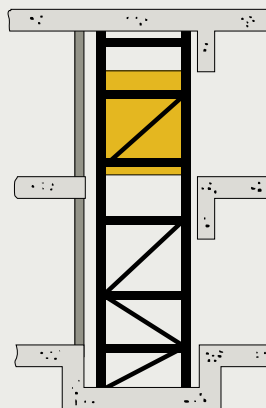
Whether you have a complete glass shaft or just one glass wall, you can choose any or all of the visual elements that maximise the appearance and value of your building. When combined with glass lift shafts, the transparency of the lift car increases safety in public places and can provide passengers with an interesting view on a journey through the building.

### Shaft type

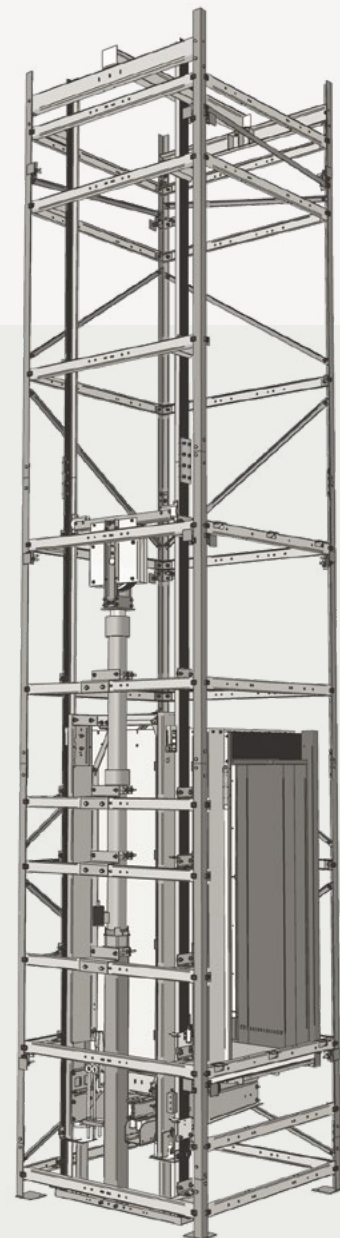
If your structure has a wall that can bear the load of the lift, installation is simple. A wall-mounted Xtralift can fit in a small existing lift shaft, with a lifting beam and scaffolding. Alternatively, our FX structure-supported lifts can be installed almost anywhere. This is a popular option for historic buildings and lifts away from outside walls. For more information or to discuss the suitability of an FX structure for your project, speak with our technical team.



Wall-mounted  
as standard




FX structure-supported  
option













## You imagine it; we bring it to life

By the time you have chosen the walls, floor, skirting, ceiling, mirror, control panel and lights, there are millions of ways to configure your Xtralift. We can deliver custom RAL colours – and even build graphics right into the walls. And that's before we even *start* to talk about customisation.

“Considering the bespoke nature of the project and the restrictions in place due to the age of the lift, we are pleased to say that the final product has more than met our expectations.”

Site Manager, John Perkins Construction



No design request is too unusual for a Stannah Xtralift. From integrated TV screens in the car floor to etched glass windows exposing the lift shaft, we've delivered it all. We can source the right elevator finishes, fixtures, and fittings – or provide a bare lift car for fitting out by your preferred contractors.

Our glass lifts, structures, and landings have become particularly sought-after, providing both an architectural centrepiece and increased public safety thanks to lift car transparency.

We also provide luxury lifts and lift refurbishments, so, whatever your vision, we can work with you to help deliver the passenger experience you're looking for.



# Lift finishes & options


## Doors & architraves

We supply a full range of lift doors to suit any project, from heavy-duty strengthened doors tailored for healthcare and infrastructure, to retail and commercial applications requiring the visual appeal of glass.

Looking for the wow-effect? Our tailored service will bring your vision to life. A simple option is full-depth landing architraves, which provide a smooth transition between the building interior and the landing entrance. We can also provide bespoke options include special door finishes, wide frames

and full landing entrances in a variety of materials, highlighting and upgrading the lift entrance on every floor. Whether looking for a modern statement or to blend within heritage period interior we can help.

Of course, this is *your* Xtralift, so every one of these design levels can be uniquely mixed, matched, and configured to meet your vision. With that in mind, we always recommend speaking with the Stannah technical team to discuss your ideas before committing to a design – we might be able to suggest another way to achieve your goal.



## Selectable elements

Xtralift is a highly versatile, customisable lift, with numerous potential finish combinations, making it easy to ensure that the lift fits into its environment.

Choose from 24 popular vinyl, wood-finish, stainless-steel walls and coloured glass walls; 17 different non-slip and antibacterial floor finishes; plus mirrors, ceilings, lighting, and car operating panel options – not to mention the option to have custom finishes for many of these elements.

The result? A lift that's safe, compliant, easy to clean... and a perfect match for your building.

### Selectable elements of our lift car interiors



#### Please note:

Costs may vary and are dependent on the choice of finishes selected.

The colours and designs reproduced in this document have been matched as closely as the scanning and printing process will allow. We recommend that you obtain samples prior to final specification.

We are continually developing and improving our range of products and finishes and we therefore reserve the right to alter or amend the specification without prior notice.

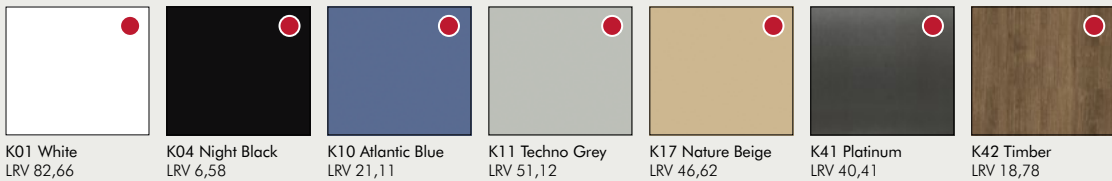
# Lift finishes & options

## 1 Car walls


● = standard option  
LRV = Light Reflective Value

Our most popular core range finishes and options are displayed on the following pages. As this does not represent the full range of what we can offer you – for any customised options discuss your ideas with a member of our Stannah team. We know how to make your vision come to life.

### Vinyl skin plates



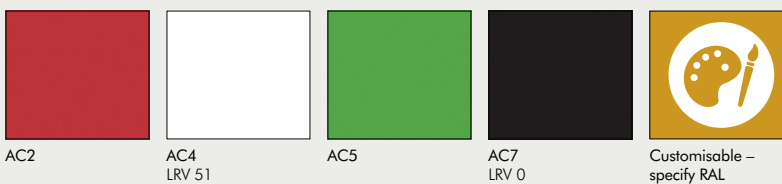
### Laminated wallboards




### Stainless steel



### Coloured glass



### Customised glass walls with your printed design





## 2 Car floor

● = standard option

### Circle Rubber




R24 Circle Black



R28 Circle Grey  
LRV 38,5

### Stone Rubber




R59  
Vinyl Stone Grey Concrete  
LRV 17




R61  
Vinyl Stone Black Concrete


### Natural granite




G01  
Natural Granite Black



G02  
Natural Granite Pink



G03  
Natural Granite Pearl Grey



G04  
Natural Granite Crystal  
White

### Vinyl Rubber




R74 Classic Timber  
LRV 22



R75 Greywashed Timber  
LRV 23

### Antibacterial Vinyl Rubber



R15 Antibacterial Black  
LRV 6




R16 Antibacterial Dolphin  
LRV 21

### Artificial granite




G54  
Artificial Granite Mist



G53  
Artificial Granite Night Mist

### Metal finishes




C03 Checkered Aluminium




C04 Teardrop Steel

## 3 Mirrors


● = standard option




Half height mirror  
(fitted as standard)




Narrow mirror



Full height narrow mirror  
(not EN81-70 compliant)



Full mirror with band



Full mirror  
(not EN81-70 compliant)

## 4 Ceilings


● = standard option



Please note: The ceiling and lighting representations reproduced in this document have been matched as closely as the scanning and printing process will allow.

## 5 Handrails

● = standard option

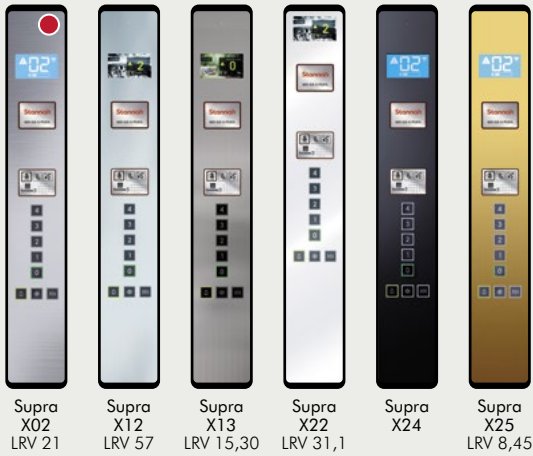


## 6 Car operating panel

● = standard option

Car operating panels are X02 as standard, with a choice of finishes and options to choose from.

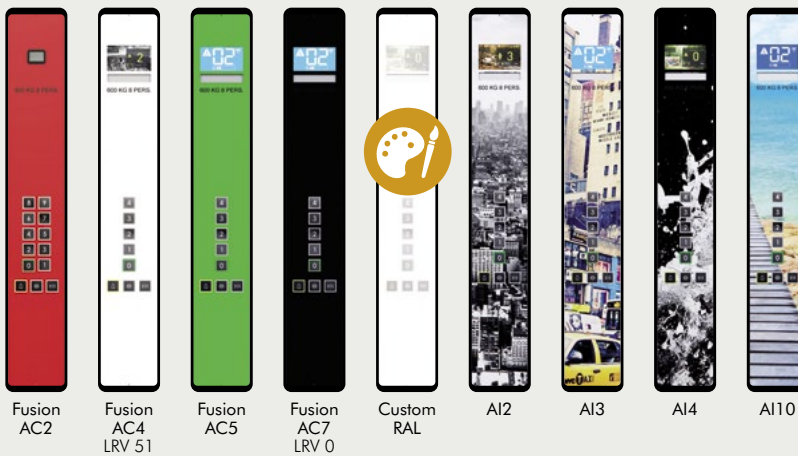
### Half height



### Full height



### Colour & customised designs



## 7 COP Display

● = standard option

We offer a wide range of 7" LCD or optional customised TFT displays. The new TFT designs offer outstanding image quality, providing users with clearer and more accurate information.



LCD-070E 7" Display



TFT-070E 7" Display



LCD-043 4.3" Display



# Example configurations



### Ceiling

L61

### Walls

X02 SB Finish Stainless Steel

### Floor

G01 Natural Granite Black

### Car operating panel

Fusion Colour AC7

Display LCD-070E

### Mirror

Full height narrow mirror

### Handrail

End-mounted handrail



### Ceiling

L96

### Walls

NA04 Olmo and AI3

### Floor

R60 Vinyl Stone Sand Concrete\*

### Car operating panel

Fusion Colour AC10\*

Display TFT-070E

### Mirror

Full height narrow mirror

### Handrail

End-mounted handrail

\* These are not amongst our standard range of finishes, but are available on request as cost options.



### Ceiling

L40

### Walls

K42 Timber and AC9

### Floor

R61 Vinyl Stone Black Concrete

### Car operating panel

Fusion AI2

Display TFT-070E

### Mirror

Half height mirror

### Handrail

End-mounted handrail



**Ceiling**

L95

**Walls**

NE05 White Orchid

**Floor**

G03 Natural Granite Pearl Grey

**Car operating panel**

Fusion Colour AC9\*

Display LCD-070E

**Mirror**

Half height mirror

**Handrail**

Buttress-mounted handrail

\* This car operating panel is not amongst our standard range of finishes – custom finishes are available on request as a cost option.



**Ceiling**

L96

**Walls**

K04 Night Black

**Floor**

G53 Artificial Granite Night Mist

**Car operating panel**

Fusion AI2

Display LCD-070E

**Mirror**

Full height mirror with band

**Handrail**

Buttress-mounted handrail



**Ceiling**

L95

**Walls**

NA04 Olmo

**Floor**

G02 Natural Granite Pink

**Car operating panel**

Fusion AI1\*

Display LCD-070E

**Mirror**

Full height narrow mirror

**Handrail**

End-mounted handrail

\* This car operating panel is not amongst our standard range of finishes, but is available on request as a cost option.

# Example configurations



## Ceiling

L24

## Walls

X16 SB Finish Stainless Steel

## Floor

G53 Artificial Granite Night Mist

## Car operating panel

Supra X25

Display LCD-070E

## Mirror

Full height narrow mirror

## Handrail

Buttress-mounted handrail



## Ceiling

L100

## Walls

NA04 Fresno

## Floor

G02 Natural Granite Pink

## Car operating panel

Fusion Colour AC7

Display LCD-070E

## Mirror

Full height mirror with band

## Handrail

End-mounted handrail



## Ceiling

L100

## Walls

NA01 Oak Nature

## Floor

G03 Natural Granite Pearl Grey

## Car operating panel

Fusion Colour AC7

Display LCD-070E

## Mirror

Full height mirror with band

## Handrail

End-mounted handrail



# Example configurations



## Ceiling

L24

## Walls

X22 Super Mirror Shine

## Floor

G53 Natural Granite Night Mist

## Car operating panel

Supra X16

Display TFT-070E

## Mirror

Full height mirror with band

## Handrail

End-mounted handrail



## Ceiling

L95

## Walls

1636\*

## Floor

G59 Artificial Granite White\*

## Car operating panel

Full height Supra X02

Display LCD-070E

## Mirror

Full height narrow mirror

## Handrail

End-mounted handrail

\* These are not amongst our standard range of finishes, but are available on request as cost options.



## Ceiling

L40

## Walls

NA01 Oak Nature

## Floor

G53 Natural Granite Night Mist

## Car operating panel

Fusion Colour AC7

Display TFT-070E

## Mirror

Full height mirror with band

## Handrail

Buttress-mounted handrail



The Stannah Promise  
**Always true  
to our word**

## Meet the family




Stairlifts



Homelifts



Platform  
lifts



Passenger  
lifts



Service and  
goods lifts



Bespoke  
lifts



Escalators and  
moving walkways



Lift refurbishments,  
service and repair

## Stannah Lifts

Anton Mill, Andover, Hampshire SP10 2NX  
Telephone: 01264 339090

[www.stannahlifts.co.uk](http://www.stannahlifts.co.uk)

# Stannah