

Trade Price List 1st February 2023

Below Ground & Civils Systems

wavin **OSMA**



www.wavin.co.uk

wavin

Contents

	Page		Page
Introduction to Wavin Osma	2	Introduction to Wavin Stormwater Management Systems	47
Introduction	2	Wavin Vortex Valves	48
Acceptance	3	Vortex Flow Control Valves	48
Wavin OsmaDrain	4-13	Wavin AquaCell	49-51
Building drainage system 110-160mm	4-13	AquaCell system	49-50
Wavin Osma UltraRib	14-16	AquaCell NG system	51
Foul and Surface Water drainage system 150-300mm	14-16	Wavin Q-Bic Plus	52-53
Wavin Osma Inspection Chambers	17-24	Inspectable & cleanable infiltration/attenuation system	52
Shallow Inspection Chambers	17	Wavin Garastor	54
Multi-Base Inspection Chambers	18-19	Garastor system	54
Universal Inspection Chambers	20-22	Wavin Temporary Manhole Cover	55
Non Man-Entry Inspection Chambers	23-24	Temporary Manhole Cover	55
Wavin Inspection Chambers	25-33	Numerical Index	56-59
Non Man-Entry Inspection Chambers: Range 200	25	Important notes	60
Non Man-Entry Inspection Chambers: Range 315	26-27		
Non Man-Entry Inspection Chambers: Range 450	28-30		
Non Man-Entry Inspection Chambers: Range 600	31-32		
Inspection Chambers – Ancillaries	33		
Wavin Osma Domestic Channels	34		
Domestic Channel Drainage	34		
Wavin Civils Channel	35-37		
Channels, gratings and accessories	35-37		
Wavin TwinWall	38-42		
Surface water drainage system 150-600mm	38-42		
WavinCoil	43		
Land Drainage 80-160mm	43		
Wavin MDPE	44		
Potable water pressure pipe system 20-63mm	44		
Wavin Trigon	45-46		
Barrier pressure pipe potable water system 25-32mm	45-46		

Introduction to



Wavin Osma Below Ground Drainage systems, form part of a comprehensive range of plastic systems to provide intelligent solutions for all building, construction and utilities projects.

Key to abbreviations

- P/E – Pipe and fittings with both ends plain or with one plain end and one special end.
- S/S – Pipe and fittings with one or more ring-seal or push-fit sockets, but always one plain or special end.
- D/S – Fittings with ring-seal or push-fit sockets at all ends.
- S/SW – Fittings with one or more ring-seal sockets but always one solvent socket.

Symbols

British Standards Kitemark

Identifies pipe and fittings manufactured under the BSI Kitemark Certification Scheme.

British Board of Agrément

BBA logo identifies non-Kitemarked fittings covered by a British Board of Agrément Certificate.

WRAS Water Regulations Advisory Scheme

Identifies pipe and fittings that are WRAS approved.

WIS Water Industry Specification

WIS identifies products that conform to Water Industry Specifications.

CE Marking

CE identifies product manufactured in accordance with a harmonised European Norm (hEN) accompanied with a declaration of performance (DoP).

Important notes:

Wavin OsmaDrain fittings must be ordered in their pack multiples as illustrated in price list.

Product photos are for example only and not representative of every fitting size.

Free delivery is subject to minimum order values as stated in your Wavin agreement.

Email: info@wavin.co.uk Web: www.wavin.co.uk  [@WavinUK](https://twitter.com/WavinUK)

Acceptance

a) British Standards Institution

♥ Wavin Osma below ground drainage systems comply where applicable with the requirements of the following British Standards:

BS EN 124:1994 Gully tops and manhole tops for vehicular and pedestrian areas.

BS EN 1401-1:2009 Plastics piping systems for non-pressure underground drainage and sewerage.

BS EN 1433:2002 Drainage channels for vehicular and pedestrian areas – Classification, design and testing requirements, marking and evaluation of conformity.

BS EN 13476-2 Plastics piping systems for non-pressure underground drainage and sewerage – PVC-U.

BS EN 13598 – Parts 1&2 Plastics piping systems for non-pressure underground drainage and sewerage.

BS 4660:1989/2000 Unplasticized polyvinyl chloride (PVC-U) pipes and plastics fittings of nominal size 110mm and 160mm for below ground gravity drainage and sewerage.

BS 7158:2001 Plastics inspection chambers for drains and sewers – Specification.

BS 4962:1989 Plastic pipes for use as light duty sub-soil drains.

♥ WavinCoil pipe complies with BS4962 requirements and carries the BSI Kitemark.

♥ UltraRib pipes and fittings (where applicable) comply with the requirements of the following:

BS EN 13476-3 Plastics piping systems for non-pressure underground drainage and sewerage.

Water Industry Specifications (WIS): WIS 4-35-01 2008: Issue 2.

Specification for Thermoplastics Structured Wall Pipes, Joints and Couplers with a smooth bore for gravity sewers for the size range 150-900 inclusive.

Medium Density Polyethylene pipes up to nominal size 63mm. Kitemarked to BS EN 12201-2:2003 (KM 80817).

Trigon pipe is Kitemarked to WIS 4-32-19 (KM 533039).

Trigon pipe is approved under Regulation 31 (England and Wales).

Regulation 27 (Scotland) and Regulation 30 (Northern Ireland) N.B. Formally Regulation 25.

Trigon fittings are WRc, DVGW and KIWA approved.

♥WRAS Trigon has full system approval under WRAS Certificate No. 0409106.

b) British Board of Agrément

▲ Agrément Certificates have been awarded to the following systems:

87/1835 OsmaDrain Underground Drainage System.

10/H151 UltraRib HAPAS Roads and Bridges Highway Drainage System – 150mm, 225mm and 300mm.

98/3472 UltraRib Gravity Sewerage System – 150mm, 225mm and 300mm.

14/H214 UltraRib and TwinWall Road Gullies.












02/3940 TwinWall Drainage System.














03/4018 AquaCell Stormwater Management System.

02/H070 HAPAS Wavin TwinWall Highway Drainage.

Wavin OsmaDrain













Building drainage system 110-160mm











Description		Nom dia mm	Cat no	Pack qty	Price £ per piece
	Pipe P/E Pipe				
	3.0m ♡ 3.0m ♡	110 160	4D073 6D073	50 25	95.06 218.05
	P/E Pipe				
	6.0m ♡ 6.0m ♡	110 160	4D076 6D076	50 25	190.11 436.15
	Slotted Pipe P/E Pipe				
	6.0m ♡ 6.0m ♡	110 160	4D066 6D066	50 25	296.73 603.55
Couplers					
	D/S Coupler – for jointing OsmaDrain slotted pipe	110 160	4D104 6D104	10 1	33.32 61.14
		D/S Slip Coupler – for new branch entry connections and repairs			
♡ ♡		110 160	4D105 6D105	10 1	51.26 124.47
	D/S Pipe Coupler – for jointing OsmaDrain pipe				
	♡ ♡	110 160	4D205 6D205	20 1	27.17 62.22
Socket					
	S/S Settlement Socket – expansion joint, installed vertically to accommodate differential settlement	110	4D115	1	94.94
	Sleeve				
	Protection Sleeve – for protection of pipe passing through walls	110	4D131	5	204.12
	Adaptors				
	D/S Adaptor to Clay – for connecting 110mm OsmaDrain to HepSieve	110 160	4D127 6D127	10 5	114.87 249.59
		D/S Adaptor – to BS EN 295 thinwall clay spigot	110 160	4D129 6D129	1 1
		Rainwater Adaptor – for connecting 68mm round PVC-U RW pipe to OsmaDrain socket or spigot, external use only	110	4D149	5

	Description	Nom dia mm	Cat no	Pack qty	Price £ per piece
	Universal Rainwater Adaptor – for connecting square/round rainwater downpipes up to 70mm, or waste pipe from 32mm up to 50mm, to 110mm OsmaDrain socket or spigot, external use only	110	4D159	10	25.69
	D/S Adaptor to Waste Pipe – 32mm	110	4D287	10	25.73
	– 40mm	110	4D288	10	25.73
	– 50mm	110	4D286	10	28.85
	Internal Drain Connector – for 32mm/40mm waste pipe	110	4D298	5	27.22
	Internal Drain Connector – for 50mm waste pipe	110	4D299	5	31.35
	Adaptor – to soil stacks	110	4D464	10	82.10
	Temporary Site Cap – for blanking off a 110mm OsmaDrain socket or spigot	110	4D295	20	9.07
	Reducers S/S Level Invert Reducer – to 82mm OsmaDrain	110	4D095	5	70.31
	S/S Level Invert Reducer – to 110mm OsmaDrain	160	6D099	1	102.12
	Short Radius Bends Single Socket S/S Short Radius Bend – 87.5° ♥ ♥	110 160	4D161 6D161	10 1	49.54 191.00
	S/S Short Radius Bend – 67.5° ♥	110	4D162	5	53.60
	S/S Short Radius Bend – 45° ♥ ♥	110 160	4D163 6D163	10 1	49.54 191.00
	S/S Short Radius Bend – 30° ♥ ♥	110 160	4D166 6D166	10 1	47.72 169.30
	S/S Short Radius Bend – 15° ♥ ♥	110 160	4D167 6D167	5 1	47.72 169.30
	S/S Short Radius Bend – 11.25° ♥	110	4D168	5	47.72

Wavin OsmaDrain








Building drainage system 110-160mm











Description		Nom dia mm	Cat no	Pack qty	Price £ per piece
Double Socket					
	D/S Short Radius Bend – 87.5° ▽	110	4D561	10	58.63
	▽	160	6D561	1	211.04
	D/S Short Radius Bend – 67.5° ▽	110	4D562	5	63.44
	D/S Short Radius Bend – 45° ▽	110	4D563	10	61.17
	▽	160	6D563	1	211.04
	D/S Short Radius Bend – 30° ▽	110	4D566	5	59.22
	▽	160	6D566	1	187.04
	D/S Short Radius Bend – 15° ▽	110	4D567	5	59.22
	▽	160	6D567	1	187.04
	D/S Short Radius Bend – 11.25° ▽	110	4D568	5	59.22
Adjustable Bends					
	S/S Bend – 0° to 30° – for variable angles up to 30°, rotate segments to achieve required angle ▲	110	4D173	1	90.84
	D/S Bend – 0° to 30° – for variable angles up to 30°, rotate segments to achieve required angle ▲	110	4D573	1	105.98
Long Radius Bends					
	Plain Ended P/E Bend – 90°	110	4D281	1	120.87
		160	6D281	1	448.90
	P/E Bend – 45° ▽	110	4D283	1	103.55
	▽	160	6D283	1	276.05
	Single Socket S/S Bend – 87.5° – with spigot length 900mm effective ▽	110	4D181	1	237.97
	S/S Bend – 45° – manufactured with cut out marks to convert bend to a channel bend for use with traditional manholes ▽	110	4D183	1	122.16

Description		Nom dia mm	Cat no	Pack qty	Price £ per piece
	Double Socket D/S Bend – 87.5° – satisfies recommendations of BS EN 12056: 2000 for base of soil stack applications. Manufactured with cut out marks to convert to a channel bend for use within traditional manholes ♥	110	4D581	5	104.44
		D/S Bend – 45° – manufactured with cut out marks to convert bend to a channel bend for use within traditional manholes ♥	110	4D583	1
Equal Junctions					
	S/S Junction – 87.5° ♥ ♥	110	4D190	5	105.67
		160	6D190	1	344.93
	D/S Junction – 87.5° ♥ ♥	110	4D193	5	119.44
		160	6D193	1	381.17
	S/S Junction – 45° ♥ ♥	110	4D210	5	110.27
		160	6D210	1	315.21
	D/S Junction – 45° ♥ ♥	110	4D213	5	124.04
		160	6D213	1	348.33
Unequal Junctions					
	S/S Junction – 87.5° – 160mm x 110mm ♥	160	6D198	1	265.88
	D/S Junction – 87.5° – 160mm x 110mm ♥	160	6D199	1	293.80
	S/S Junction – 45° – 160mm x 110mm ♥	160	6D218	1	271.48
	D/S Junction – 45° – 160mm x 110mm ♥	160	6D219	1	300.00

Wavin OsmaDrain



















Building drainage system 110-160mm










Description	Nom dia mm	Cat no	Pack qty	Price £ per piece
Anti-Flood Valves				
For surface and foul water applications				
 <p>S/S Anti-Flood Valve – single valve</p>	110	4D921	1	444.21
	160	6D921	1	535.80
Sealed Inspection Pipe				
S/S Inspection Pipe				
 <p>– with removable rectangular cover and airtight sealing ring, for use within traditional manholes or suspended drainage installations</p>	110	4D420	1	288.00
Sealed Inspection Junction – 45°				
S/S Equal Double Inspection Junction				
 <p>– with removable rectangular cover and airtight sealing ring, for use within traditional manholes or suspended drainage installations</p>	110	4D492	1	392.70
Sealed Rodding Eyes				
P/E Rodding Eye				
 <p>– square, sealed access cover, suitable for use in situations requiring a loading up to 15kN (1.5 tonnes), where the frame of the cover is supported by a concrete plinth Use in conjunction with D/S Bend</p>	110	4D360	5	181.08
	160	6D360	1	247.26
 <p>S/S Square Top Rodding Point – sealed, c/w coupling</p>	110	4D361	1	269.67
Screwed Access Fittings				
P/E Screwed Access Cover				
 <p>– allows full bore access to the drainage system for cleaning, fits into a standard OsmaDrain ring seal socket</p>	110	4D292	5	55.00
	160	6D292	1	125.81
S/S Screwed Access Cover				
 <p>– allows full bore access to the drainage system for cleaning, fits over a standard OsmaDrain spigot</p>	110	4D290	5	93.57
	160	6D290	1	164.45
 <p>S/S Short Radius Access Bend – 87.5° – allows access via screwed access cover to the drainage system for cleaning</p>	110	4D169	5	216.18

Description		Nom dia mm	Cat no	Pack qty	Price £ per piece
	S/S Access Pipe – allows access via screwed access cover to the drainage system for cleaning ▽	110	4D274	5	156.71
	▽	160	6D274	1	337.64
	D/S Short Radius Access Bend – 87.5° – allows access via screwed access cover to the drainage system for cleaning ▽	110	4D569	5	235.54
	D/S Equal Access Junction – 87.5° – allows access via screwed access cover to the drainage system for cleaning ▽	110	4D593	5	273.28
Socket Plugs					
	Socket Plug – internal blanking plug, fits into standard OsmaDrain spigot	110	4D291	10	26.90
	P/E Socket (Closed) Plug – incorporates one closed boss socket position, will form either a 32mm, 40mm or 50mm waste pipe connection when fitted with the appropriate boss socket adaptor ▽	110	4D296	5	38.80
	P/E Socket Plug – allows full bore access to the drainage system for cleaning, fits into a standard OsmaDrain ring seal socket ▽	160	6D296	1	83.20
	P/E Socket (Open) Plug – incorporates one open boss socket position, will form either a 32mm, 40mm or 50mm waste pipe connection when fitted with the appropriate boss socket adaptor ▽	110	4D297	10	59.23
Universal Gully Fittings					
	S/S Universal Gully Trap – to obtain 'P', 'Q' or 'S' trap add appropriate 45° or 87.5° OsmaDrain bend ▲	110	4D500	5	75.14
	P/E Plain Hopper – with 150mm long spigot ▲	110	4D507	2	82.55
	P/E Vertical Inlet Hopper – with 150mm long spigot ▲	110	4D508	1	100.99

Wavin OsmaDrain















Building drainage system 110-160mm





Description	Nom dia mm	Cat no	Pack qty	Price £ per piece
 P/E Sealed Access Hopper – with 150mm long spigot 	110	4D527	5	237.40
 SW/S Plain Hopper – with solvent socket 	110	4D503	5	56.35
 SW/S Vertical Inlet Hopper – with solvent socket 	110	4D504	1	96.86
 S/S Bossed Pipe – with four boss sockets 	110	4D589	5	56.57
 Sealed Access Cover – for Universal Plain Hoppers complete with sealing ring and screws 	–	4D526	1	120.90
Bottle Gullies				
 P/E Access Gully – square with rotating top and grid	110	4D850	1	141.57
 S/S Paved Area Gully – polypropylene	110	4D860	1	211.07
 Sealed Cover Plate – for use with 4D860 Paved Area Gully only	–	4D862	1	117.30
 Metal Grid Gully Cover – for use with 4D860 Paved Area Gully only	–	4D863	1	138.87
 S/S Bottle Gully – 87.5° – provides access to the drainage system for cleaning, supplied with all bosses closed	110	4D900	1	165.51
 S/SW Bottle Gully – 87.5° – provides access to the drainage system for cleaning, supplied with side bosses closed but with 110mm back boss open	110	4D901	1	209.54
 Sealed Access Cover – for 4D900/901 Bottle Gully – complete with sealing ring and screws	–	4D915	1	162.87
 Bottle Gully Riser – 325mm long, for use with 4D900/901 Bottle Gully Range – 160mm spigot connection	160	4D916	1	29.86

	Description	Nom dia mm	Cat no	Pack qty	Price £ per piece
	DI Grating – for 4D900/901 Bottle Gully complete with screws – suitable for installations requiring a loading up to 35kN (3.5 tonnes), where the frame of the gully is supported by a concrete plinth	–	4D919	1	125.58
	Yard Gully – 300mm diameter P/E Trapped Yard Gully – 600mm overall depth, supplied complete with removable rubber bung for rodding access ▲	110	4D800	1	415.97
	Grating and Frame – straight bar, hinged – suitable for use in installations requiring a BS EN124–B125 Medium Duty, loading up to 125kN (12.5 Tonnes) where the frame is supported in a concrete plinth ▽	–	4D810	1	531.37
	Perforated Galvanised Mild Steel Catchment Bucket ▲	–	4D815	1	309.86
	Suspended Bracketing System (Not suitable for damp inaccessible voids)				
	Adjustable Pipe Bracket Assembly (pack contains threaded rod, threaded bracket, bracket plate and pipe/socket bracket)	110	4D086	1	109.94
	Adjustable Socket Bracket and Brace Assembly (pack contains threaded rod, threaded bracket, bracket plate, two adjustable braces and pipe/socket bracket)	110	4D085	1	226.30
	Testing Equipment				
	Stopper for Testing	110 160	4D998 6D998	1 1	105.87 165.52
	Cleaners, Solvent Cements, Lubricants				
	Degreasing Cleaner No. 1 – 250ml can	–	4D380	10	29.55
	Solvent Cement No. 2 – 125ml can ♥	–	4D383	10	34.27

Wavin OsmaDrain













Building drainage system 110-160mm












Description	Nom dia mm	Cat no	Pack qty	Price £ per piece
 Soluble Lubricant – 0.5kg tub	–	4D391	1	48.54
 Soluble Lubricant – 2.5kg tub	–	4D395	1	140.04
Spares – General				
 Snap Cap – 4D116 is combined cap and seal	110 160	4D116 6D116	1 1	11.72 10.11
 Ring Seal	110	4D130	5	7.97
Spares – Rodding Eyes				
 Screws – new style (pack of 4)	–	4D318	1	7.03
Spares – Screwed Access Fittings				
 Access Liner – for 4D593	–	4D902	1	37.32
 Access Liner – for bend	–	4D909	1	37.32
 Screwed Access Cap	–	4D904	1	30.55
 Access Cap Gasket	–	4D992	1	10.11
Spares – Universal Gully				
 Vertical Inlet Cover	–	4D505	10	33.48
 Gully Grating	–	4D506	1	16.49
Spares – 4D900/4D901 Bottle Gullies				
 Gully Plug	–	4D993	1	12.60
 Gully Grating	–	4D906	1	20.47
 Cover and Frame	–	4D908	1	60.22

Description	Nom dia mm	Cat no	Pack qty	Price £ per piece
 <p>Spares – 4D850/4D860 Gullies Rotating Top and Grid – spare</p>	–	4D851	1	48.14
 <p>Spare Top – c/w grid</p>	–	4D861	1	121.32
 <p>Spares – 4D420/4D492 Inspection Junctions Sealed Inspection Junction Plug</p>	–	4D494	10	42.81
 <p>Inspection Junction Cover</p>	–	4D930	1	82.78

Wavin Osma UltraRib



















Foul and Surface Water drainage system 150-300mm

Description	Nom dia mm	Cat no	Pack qty	Price £ per piece
Pipe				
P/E Pipe				
 3.0m ▲ WIS ♡	150	6UR073	36	100.88
3.0m ▲ WIS ♡	225	9UR073	16	293.26
3.0m ▲ WIS ♡	300	12UR073	9	453.46
S/S Pipe				
 3.0m ▲ WIS ♡	150	6UR043	36	123.42
3.0m ▲ WIS ♡	225	9UR043	16	319.57
3.0m ▲ WIS ♡	300	12UR043	9	479.18
S/S Pipe				
 6.0m ▲ WIS ♡	150	6UR046	36	246.86
6.0m ▲ WIS ♡	225	9UR046	16	639.12
Rocker Pipe				
S/S Rocker Pipe				
 – 600mm effective length				
▲ ♡	150	6UR869	1	91.88
▲ ♡	225	9UR869	1	209.95
▲ ♡	300	12UR869	1	355.93
Couplers				
D/S Slip Coupler				
 – for new branch entry connections and repairs				
▲ ♡	150	6UR105	1	72.56
▲ ♡	225	9UR105	1	170.53
▲ ♡	300	12UR105	1	340.01
D/S Pipe Coupler				
 – for jointing UltraRib pipe				
▲ WIS ♡	150	6UR205	1	68.03
▲ WIS ♡	225	9UR205	1	148.06
▲ WIS ♡	300	12UR205	1	298.32
Adaptors				
D/S Adaptor				
 – connector to BS EN 295 thinwall clay spigot				
▲	150	6UR129	1	179.50
S/S Adaptor				
 – 6UR socket x 160mm BS EN 1401 spigot				
▲	150	6UR141	1	27.83
D/S Adaptor				
 – 6UR socket x 160mm BS EN 1401 socket				
▲	150	6UR142	1	173.09
S/S Adaptor				
 – 6UR spigot x 160mm BS EN 1401 socket				
▲	150	6UR143	1	151.48
Reducers				
S/S Level Invert Reducer				
 – to 110mm OsmaDrain spigot				
▲	150	6UR099	1	53.42
S/S Level Invert Reducer				
 – to 150mm UltraRib spigot				
▲	225	9UR095	1	89.47

	Description	Nom dia mm	Cat no	Pack qty	Price £ per piece
	D/S Level Invert Reducer – to 225mm UltraRib spigot ▲	300	12UR093	1	290.43
Short Radius Bends					
	S/S Bend – 45° ▲	150	6UR163	1	109.30
	D/S Bend – 87.5° – 6UR socket x 160mm BS EN 1401 socket ▲	150	6UR560	1	211.93
	D/S Bend – 87.5° ▲	150	6UR561	1	122.36
	▲	225	9UR561	1	514.05
	▲	300	12UR561	1	809.71
	D/S Bend – 45° ▲	150	6UR563	1	90.99
	▲	225	9UR563	1	382.68
	▲	300	12UR563	1	694.94
	D/S Bend – 30° ▲	150	6UR566	1	90.99
	▲	225	9UR566	1	405.33
	▲	300	12UR566	1	674.56
	D/S Bend – 15° ▲	150	6UR567	1	90.99
	▲	225	9UR567	1	395.23
	▲	300	12UR567	1	642.26
Junctions					
	Equal Junction – 87.5° D/S Junction to UltraRib spigot ▲	150	6UR193	1	219.97
	Equal Junctions – 45° D/S Junction to UltraRib spigot ▲	150	6UR213	1	219.97
	▲	225	9UR213	1	763.09
	▲	300	12UR213	1	1763.16
	Unequal Junction – 87.5° D/S Junction to BS EN1401 spigot – 150 x 110mm ▲	150	6UR199	1	208.98
	Unequal Junctions – 45° – to BS EN1401 spigot D/S Junction – 150 x 110mm ▲	150	6UR219	1	187.27
	D/S Junction – 225 x 110mm	225	9UR224	1	533.07
	D/S Junction – 225 x 160mm	225	9UR226	1	549.16
	D/S Junction – 300 x 160mm	300	12UR236	1	1180.42


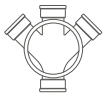






Wavin Osma UltraRib

Foul and Surface Water drainage system 150-300mm

Description	Nom dia mm	Cat no	Pack qty	Price £ per piece
 <p>Unequal Junctions – 45° – to UltraRib spigot D/S Junction – 225 x 150mm  D/S Junction – 300 x 150mm  D/S Junction – 300 x 225mm </p>	225	9UR227	1	549.16
	300	12UR237	1	1089.60
	300	12UR240	1	1678.39
	<p>Screwed Access Fittings</p>			
 <p>P/E Screwed Access Cover – allows full bore access to the sewerage system for cleaning, fits in to a standard UltraRib socket </p>	150	6UR292	1	97.15
	 <p>S/S Screwed Access Cover – allows full bore access to the sewerage system for cleaning, fits on to a standard UltraRib spigot </p>	150	6UR290	1
<p>Socket Plugs</p>				
 <p>P/E Socket Plug – allows full bore access to the sewerage system for cleaning, fits in to a standard UltraRib socket   </p>	150	6UR296	1	36.14
	225	9UR296	1	177.55
	300	12UR296	1	236.60
	<p>Road Gully</p>			
 <p>S/S Trapped Road Gully – 450mm diameter x 900mm deep  – 450mm diameter x 750mm deep </p>	150	6UR600	1	344.67
	150	6UR590	1	416.54
<p>Lubricant</p>				
 <p>Soluble Lubricant – 2.5kg tub</p>	–	6UR395	1	168.11
	 <p>Soluble Lubricant – 5.0kg tub</p>	–	6UR396	1
<p>Spares General</p>				
 <p>Ring Seal – UltraRib socket</p>	150	6UR117	5	10.74
	225	9UR117	5	23.50
	300	12UR117	1	43.97


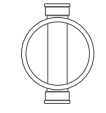



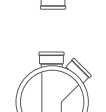
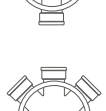
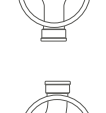
Wavin Osma SIC









Shallow Inspection Chambers

	Description	Nom dia mm	Cat no	Pack qty	Price £ per piece
	<p>Shallow Inspection Chamber (SIC) – 250mm diameter shaft for use with 110mm Wavin OsmaDrain to a maximum invert depth of 0.6 metres Wavin Osma Shallow Inspection Chamber is approved and Kitemarked to BS 7158:2001 and BS EN 13598-1:2010</p>				
	<p>Base Options D/S Equal Shallow Inspection Chamber – 110mm straight channel with one 110mm x 45° branch entry either side of the main channel, for use with 110mm OsmaDrain components. Supplied complete with 2 profiled, blank-off plugs for use in unused side entries ♡</p>	110	4D960	1	362.53
	<p>Cover and Frame Options Round Cover and Frame – A15 pedestrian – PVC-U – sealed, for use in situations requiring a loading up to 15kN (1.5 tonne) where the frame of the cover is supported by a concrete plinth. Can be used internally ♡</p>	-	4D325	1	205.91
	<p>Square Cover and Adjustable Frame – A15 pedestrian – PVC-U – sealed, for use in situations requiring a loading up to 15kN (1.5 tonne) where the frame of the cover is supported by a concrete plinth Can be used internally ♡</p>	-	4D961	1	205.91
	<p>Spares Cover to Frame Seal – 250mm diameter for use with 4D325 and 4D961 covers and frames</p>	-	4D314	5	22.64
	<p>Screws – 4D325/961 – pack of 4 for use in securing 4D325/4D961 cover to its frame</p>	-	4D318	1	7.03
	<p>Round Cover – PVC-U – 250mm diameter for use with 4D325 and 4D961 Frame</p>	-	4D328	1	73.95
	<p>Blank-off Plugs – 110mm diameter for use 4D960 Inspection Chamber base</p>	-	4D964	10	45.15

Wavin Osma MBIC







Multi-Base Inspection Chambers

	Description	Nom dia mm	Cat no	Pack qty	Price £ per piece
	<p>Multi-Base Shallow Inspection Chambers (MBIC) – 315mm dia shaft for use with 110mm Wavin OsmaDrain to a maximum invert depth of 0.6 metres (0.9m adopted areas only) Wavin Osma Multi-Base Shallow Inspection Chambers are approved and Kitemarked to BS 7158:2001 and BS EN 13598-1:2010</p>				
	<p>Base Options</p>				
	<p>D/S Equal Inspection Chamber Base (WAJ 1) – 110mm straight channel for use with 110mm OsmaDrain components ▼</p>	110	4D910	1	183.79
	<p>D/S Equal Inspection Chamber Base (WAJ 3) – 110mm straight channel with one 110mm x 90° left hand branch entry for use with 110mm OsmaDrain components ▼</p>	110	4D911	1	188.12
	<p>D/S Equal Inspection Chamber Base (WAJ 13) – 110mm straight channel with one 110mm x 90° right hand branch entry for use with 110mm OsmaDrain components ▼</p>	110	4D912	1	188.12
	<p>D/S Equal Inspection Chamber Base (WAJ 4) – 110mm straight channel with one 110mm x 45° left hand branch entry for use with 110mm OsmaDrain components ▼</p>	110	4D913	1	188.12
	<p>D/S Equal Inspection Chamber Base (WAJ 12) – 110mm straight channel with one 110mm x 45° right hand branch entry for use with 110mm OsmaDrain components ▼</p>	110	4D914	1	188.12
	<p>D/S Equal Inspection Chamber Base (WAJ 5) – 110mm straight channel with one 110mm x 45° branch entry either side of the main channel, for use with 110mm OsmaDrain components ▼</p>	110	4D917	1	189.09
	<p>D/S Equal Inspection Chamber Base (WAJ 2) – 110mm bent 90° channel for use with 110mm OsmaDrain components ▼</p>	110	4D918	1	184.51







	Description	Nom dia mm	Cat no	Pack qty	Price £ per piece
	D/S Equal Inspection Chamber Base (WAJ 16) – 110mm straight channel with one 110mm x 45° and one 110mm x 90° left hand branch entry, for use with 110mm OsmaDrain components ♥	110	4D933	1	191.10
	D/S Equal Inspection Chamber Base (WAJ 7) – 110mm straight channel with one 110mm x 45° and one 110mm x 90° right hand branch entry, for use with 110mm OsmaDrain components ♥	110	4D934	1	191.10
	D/S Equal Inspection Chamber Base (WAJ 18) – 110mm straight channel with two 110mm x 90° left/right hand branch entries, for use with 110mm OsmaDrain components ♥	110	4D935	1	264.52
Shaft Options					
	P/E Inspection Chamber Shaft – 315mm diameter x 150mm long for use with all types of multi-base 315mm bases Supplied with a pre-fitted elastomeric seal ♥	315	4D937	1	151.99
Cover and Frame Options					
	Square Cover and Adjustable Frame – A15 pedestrian – PVC-U – for use in situations requiring a loading up to 15kN (1.5 tonne) where the frame of the cover is supported by a concrete plinth For external use only ♥	-	4D969	1	240.09
Spares					
	Shaft Seal – 315mm diameter for use with 4D937 shaft sections	-	4D957	1	12.43
	Cover – spare cover for 4D969	-	4D970	1	79.68
	Screws – 4D969 – pack of 4 for use in securing 4D969 cover to its frame	-	4D971	1	9.99

Wavin Osma UIC

Universal Inspection Chambers









	Description	Nom dia mm	Cat no	Pack qty	Price £ per piece
	<p>Universal Inspection Chambers (UIC) – 450mm diameter shaft for use with 110mm or 160mm Wavin OsmaDrain or 150mm UltraRib to a maximum invert depth of 1.2 metres Wavin Osma Universal Inspection Chamber range is approved and Kitemarked to BS 7158:2001 and BS EN 13598-1:2010</p>				
	<p>Base Options</p>				
	<p>D/S Equal Inspection Chamber Base – 110mm straight channel with four 110mm (2 x 45° and 2 x 90°) left/right hand branch entries, for use with 110mm OsmaDrain components Supplied complete with 3 x 110mm blank-off plugs for use in unused side entries</p>	110	4D922	1	524.04
	<p>D/S Equal Inspection Chamber Base – 160mm straight channel with two 160mm x 90° left/right hand branch entries, for use with 160mm OsmaDrain components Supplied complete with 1 x 160mm blank-off plug for use in unused side entries For use with 160mm OsmaDrain components</p>	160	6D928	1	573.44
	<p>For use with 150mm UltraRib components</p>	150	6UR928*	1	604.19
	<p>D/S UnEqual Inspection Chamber Base – 160mm straight channel with four 110mm (2 x 45° and 2 x 90°) left/right hand branch entries, for use with 110/160mm components Supplied with 3 x 110mm blank-off plug for use in unused side entries For use with 160mm OsmaDrain components</p>	160	6D929	1	621.62
	<p>For use with 150mm UltraRib components</p>	150	6UR929*	1	724.96

* OUR discount applies

	Description	Nom dia mm	Cat no	Pack qty	Price £ per piece
	<p>Shaft Options P/E Inspection Chamber Shaft – 450mm diameter x 305mm long for use with all types of Universal Inspection Chamber 450mm bases. Supplied with a pre-fitted elastomeric seal ♡</p>	450	4D975	1	177.22
	<p>Cover & Frame Options Round Cover & Frame – B125 - ductile iron – class BS EN 124-B125 medium duty, suitable for use in situations requiring a loading up to 125kN (12.5 tonnes), where the frame of the cover is supported by a concrete plinth ♡</p>	-	4D942	1	465.56
	<p>Square Cover and Frame – A15 – polypropylene – for use with the Osma 4D975 Inspector Chamber Shaft in situations requiring a loading up to 15kN (1.5 tonnes) Comes complete with a 350mm restricted access for depths greater than 1.2 metres When surrounded by a concrete plinth the 4D920 can be used in situations with loadings up to 50kN (5 tonnes) ♡</p>	-	4D920	1	357.68
	<p>Round Cover and Frame – A15 – polypropylene – for use with the Osma 4D975 Inspector Chamber Shaft in situations requiring a loading up to 15kN (1.5 tonnes) Comes complete with a 350mm restricted access for depths greater than 1.2 metres ♡</p>	-	4D924	1	300.71
	<p>Round Cover and Frame – A15 – polypropylene – for use with the Osma 4D975 Inspector Chamber Shaft in situations requiring a loading up to 15kN (1.5 tonnes) ♡</p>	-	4D927	1	192.56
	<p>Square Recessed Cover and Frame – steel cover, polypropylene frame – for use with the Osma 4D975 Inspector Chamber Shaft in situations requiring a loading up to 25kN (2.5 tonnes), where the frame of the unit is supported by a concrete plinth</p>	-	4D945	1	454.91


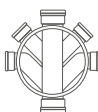
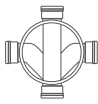
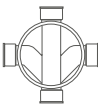
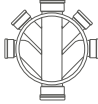

Wavin Osma UIC

Universal Inspection Chambers

	Description	Nom dia mm	Cat no	Pack qty	Price £ per piece
	Square Recessed Cover and Frame – steel cover, polypropylene frame – sealed and suitable for internal use – for use with the Osma 4D975 Inspector Chamber Shaft in situations requiring a loading up to 25kN (2.5 tonnes), where the frame of the cover is supported by a concrete plinth	-	4D946	1	563.07
Accessories					
	Inspection Chamber Channel Cover – left hand, for use with 4D922 Inspection Chamber Base only to blank-off unused side entries	-	4D948	1	246.30
	Inspection Chamber Channel Cover – right hand, for use with 4D922 Inspection Chamber Base only to blank-off unused side entries	-	4D949	1	246.30
	Cover Sealing Ring – 450mm diameter, for sealing the cover of the 4D920/924/927 to its corresponding frame	-	4D994	1	32.54
Spares					
	Inlet Blank-off Plugs – 110mm diameter for use with all 110mm chamber inlets	-	4D926	1	28.88
	Screws - 4D920 – pack of 4 for use in securing 4D920 cover to its frame	-	4D995	1	9.98
	Screws - 4D927 – pack of 4 for use in securing 4D927 cover to its frame	-	4D996	1	7.19
	Eye Bolts - 4D920 – pack of 3 for use in securing 4D920 frame to its shaft	-	4D997	1	4.68

Wavin Osma NIC

Non Man-Entry Inspection Chambers

	Description	Nom dia mm	Cat no	Pack qty	Price £ per piece
	<p>Non Man-Entry Inspection Chamber (NIC) – 500mm diameter shaft for use with 110mm or 160mm OsmaDrain or 150mm UltraRib to a maximum invert depth of 3.0 metres Osma Non Man-Entry Inspection Chamber (NIC) range is approved and Kitemarked to BS 7158:2001</p>				
	<p>Base Options D/S Equal Inspection Chamber Base – 110mm straight channel with two 110mm x 45° and two 110mm x 90° left/right hand branch entries, for use with 110mm OsmaDrain components Supplied complete with a base to shaft sealing ring and 3 x 110mm blank-off plugs for use in unused side entries ♡</p>	110	4D923	1	664.40
	<p>D/S Equal Inspection Chamber Base – 160mm straight channel with two 160mm x 90° left/right hand branch entries, for use with 160mm OsmaDrain components Supplied complete with a base to shaft sealing ring and 1 blank-off plugs for use in unused side entries For use with 160mm OsmaDrain components ♡</p>	160	6D936	1	663.78
	<p>For use with 150mm UltraRib components ♡</p>	150	6UR936*	1	726.70
	<p>D/S UnEqual Inspection Chamber Base – 160mm straight channel with two 110mm x 45° and two 110mm x 90° left/right hand branch entries, for use with 110/160mm components. Supplied complete with a base to shaft sealing ring and 3 blank-off plugs for use in unused side entries For use with 160mm OsmaDrain components ♡</p>	160	6D937	1	663.79
	<p>For use with 150mm UltraRib components ♡</p>	150	6UR937*	1	675.90

* OUR discount applies

Wavin Osma NIC






Non Man-Entry Inspection Chambers

Description	Nom dia mm	Cat no	Pack qty	Price £ per piece
Shaft Options				
 <p>P/E Inspection Chamber Shaft – 500mm diameter for use with all types of NIC Chamber Bases Inspection Chamber Shaft 1.5 metre length ♥</p>	500	6D934	1	795.53
 <p>Inspection Chamber Shaft 3.0 metre length ♥</p>	500	6D938	1	1386.84
 <p>Restriction Access Cap – for use with 6D934/6D938 shaft sections, restricts access to 350mm Requires 500TW117 seal</p>	500	6D930	1	255.48
 <p>Shaft to Restriction Access Cap Seal – 500mm diameter for use with 6D930 Restriction Access Cap</p>	-	500TW117 [†]	1	100.19
 <p>NIC Telescopic Adaptor – suitable for use with 4D920 and 4D945 covers and frames. Allows height adjustment and accommodation of slopes. Restricted to 350mm internal diameter. Supplied with seal.</p>	-	6D940	1	266.75
Spares				
 <p>Chamber Base to Shaft Seal – 500mm diameter for use with 6D934/6D938 shaft sections</p>	-	6D917	1	146.55

[†] TWI discount applies

Wavin Range 200 IC


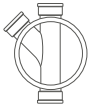


Non Man-Entry Inspection Chambers: Range 200






	Description	Nom dia mm	Cat no	Pack qty	Price £ per piece
	<p>Non Man-Entry Inspection Chambers: Range 200 – 200mm diameter shaft for use with 110mm or 160mm Wavin OsmaDrain or 150mm UltraRib (via adaptor) to a maximum invert depth of 2.0 metres Wavin Chamber Range 200 is approved and Kitemarked to BS EN 13598-1:2010</p>				
	<p>Base Options D/S Equal Inspection Chamber Base – 110mm or 160mm straight channel for use with 110mm or 160mm OsmaDrain components</p> <p>▽ ▽</p> <p>For connection to 150mm UltraRib use adaptor 6UR141</p>	<p>110 160 150</p>	<p>24NE300 26NE300 6UR141*</p>	<p>1 1 1</p>	<p>238.18 253.18 27.83</p>
	<p>Shaft Options P/E Inspection Chamber Shaft – 200mm diameter x 2.0 metres long for use with 24/26NE300 bases</p> <p>▽</p>	<p>200</p>	<p>20NE002</p>	<p>1</p>	<p>200.51</p>
	<p>Cover and Frame Options Square Cover and Frame - A15 - polypropylene – sealed, for use in situations requiring a loading up to 15kN (1.5 tonnes) where the frame of the cover is supported by a concrete plinth</p> <p>▽</p>	<p>-</p>	<p>20NE015</p>	<p>1</p>	<p>195.44</p>
	<p>Spares Screws - 20NE015 – pack of 4 for use in securing 20NE015 cover to its frame</p> <p>Spare Cover - polypropylene – for use with 20NE015 frame</p>	<p>- -</p>	<p>4D318* 20NE203</p>	<p>1 1</p> <p>pack</p>	<p>7.03 88.69</p>

* OUR discount applies, • ODR discount applies

Wavin Range 315 IC






Non Man-Entry Inspection Chambers: Range 315


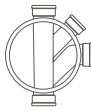



Description	Nom dia mm	Cat no	Pack qty	Price £ per piece
 <p>Non Man-Entry Inspection Chambers: Range 315 – 300mm diameter shaft for use with 110mm or 160mm Wavin OsmaDrain or 150mm UltraRib (via adaptor) to a maximum invert depth of 2.0 metres Wavin Inspection Chamber Range 315 is approved and Kitemarked to BS EN 13598-2:2009</p>				
<p>Base Options</p> <p>D/S Equal Inspection Chamber Base – 110mm or 160mm straight channel for use with 110mm or 160mm Wavin OsmaDrain or 150mm UltraRib components Supplied complete with a base to shaft sealing ring</p> <p>♥ ♥</p> <p>For connection to 150mm UltraRib use adaptor 6UR141</p>	110 160	34NE300 36NE300	1 1	375.08 647.01
 <p>D/S Equal Inspection Chamber Base – 160mm straight channel with one 160mm x 45° left hand branch entry for use with 160mm Wavin OsmaDrain or 150mm UltraRib components Supplied complete with a base to shaft sealing ring</p> <p>♥</p> <p>For connection to 150mm UltraRib use adaptor 6UR141</p>	160	36NE301	1	679.40
 <p>D/S Equal Inspection Chamber Base – 110mm or 160mm straight channel with one 110mm or 160mm x 45°, right hand branch entry, for use with 110mm or 160mm Wavin OsmaDrain or 150mm UltraRib components Supplied complete with a base to shaft sealing ring</p> <p>♥</p> <p>For connection to 150mm UltraRib use adaptor 6UR141</p>	160	36NE302	1	679.40
 <p>D/S Equal Inspection Chamber Base – 110mm or 160mm straight channel with one 110mm or 160mm x 45°, branch entry either side of the main channel, for use with 110mm or 160mm Wavin OsmaDrain or 150mm UltraRib components Supplied complete with a base to shaft sealing ring</p> <p>♥ ♥</p> <p>For connection to 150mm UltraRib use adaptor 6UR141</p>	110 160	34NE303 36NE303	1 1	413.53 713.35

Description	Nom dia mm	Cat no	Pack qty	Price £ per piece
 <p>Shaft Options P/E Inspection Chamber Shaft – 300mm diameter x 2.0 metres long for use with all types of range 315 bases ♥</p>	315	30NE002	1	255.75
 <p>Cover and Frame Options Square Cover and Frame – A15 – polypropylene – sealed, for use in situations requiring a loading up to 15kN (1.5 tonnes) where the frame of the cover is supported by a concrete plinth ♥</p>	-	30NE015	1	271.94
 <p>Spares Chamber Base to Shaft seal – 315mm diameter for use with 30NE002</p>	-	30NE200	1	19.50
 <p>Screws – 30NE015 – pack of 4 for use in securing 30NE015 cover to its frame</p>	-	30NE205	1	6.33
 <p>Spare Cover – polypropylene – for use with 30NE015 frame</p>	-	30NE203	1	159.42

Wavin Range 450 IC



Non Man-Entry Inspection Chambers: Range 450

	Description	Nom dia mm	Cat no	Pack qty	Price £ per piece
	<p>Non Man-Entry Inspection Chambers: Range 450 – 450mm diameter shaft for use with 110mm or 160mm Wavin OsmaDrain or 150mm UltraRib (via adaptor) to a maximum invert depth of 3.0 metres Wavin Inspection Chamber Range 450 is approved and Kitemarked to BS EN 13598-2:2009</p>				
	<p>Base Options D/S Equal Inspection Chamber Base – 110mm or 160mm straight channel for use with 110mm or 160mm OsmaDrain or 150mm UltraRib components. Supplied complete with a base-to-shaft sealing ring</p> <p>▽ ▽</p> <p>For connection to 150mm UltraRib use adaptor 6UR141</p>	110 160	44NE300 46NE300	1 1	560.77 715.07
	<p>D/S Equal Inspection Chamber Base – 110mm straight channel with one 110mm x 45° and one 110mm x 90° left hand branch entry, for use with 110mm OsmaDrain components</p> <p>Supplied complete with a base to shaft sealing ring and one 110mm blank-off plug for use in unused side entry</p> <p>▽</p>	110	44NE304	1	567.69
	<p>D/S Equal Inspection Chamber Base – 110mm straight channel with one 110mm x 45° and one 110mm x 90° right hand branch entry, for use with 110mm OsmaDrain components</p> <p>Supplied complete with a base to shaft sealing ring and one 110mm blank-off plug for use in unused side entry</p> <p>▽</p>	110	44NE305	1	567.69
	<p>D/S Equal Inspection Chamber Base – 110mm straight channel with two 110mm x 45° and two 110mm x 90° left/right hand branch entries, for use with 110mm OsmaDrain components</p> <p>Supplied complete with a base to shaft sealing ring and three 110mm blank-off plugs for use in unused side entry</p> <p>▽</p>	110	44NE306	1	586.41

	Description	Nom dia mm	Cat no	Pack qty	Price £ per piece
	<p>D/S Equal Inspection Chamber Base – 160mm straight channel with one 110mm x 45° and one 160mm x 90° left hand branch entry, for use with 110/160mm OsmaDrain or 150mm UltraRib components</p> <p>Supplied complete with a base to shaft sealing ring and one 110mm blank-off plug for use in unused side entry ▽</p> <p>For connection to 150mm UltraRib use adaptor 6UR141</p>	160	46NE307	1	772.82
	<p>D/S UnEqual Inspection Chamber Base – 160mm straight channel with one 110mm x 45° and one 160mm x 90° right hand branch entry, for use with 110/160mm OsmaDrain or 150mm UltraRib components</p> <p>Supplied complete with a base to shaft sealing ring and one 110mm blank-off plug for use in unused side entry ▽</p> <p>For connection to 150mm UltraRib use adaptor 6UR141</p>	160	46NE308	1	772.82
	<p>D/S UnEqual Inspection Chamber Base – 160mm straight channel with two 110mm x 45° and two 160mm x 90° left/right hand entries, for use with 110mm or 160mm OsmaDrain or 150mm UltraRib components</p> <p>Supplied complete with a base to shaft sealing ring and two 110mm and one 160mm blank-off plugs for use in unused side entry ▽</p> <p>For connection to 150mm UltraRib use adaptor 6UR141</p>	160	46NE309	1	834.31
Shaft Options					
	<p>P/E Inspection Chamber Shaft – 450mm diameter x 3.0 metres long for use with all types of range 450 bases ▽</p>	450	40NE300	1	499.66
	<p>Restriction Access Cap – for use with 40NE300 shaft sections, restricts access to 350mm, supplied with one 450mm sealing ring</p>	450	40NE930	1	267.50

Wavin Range 450 IC




Non Man-Entry Inspection Chambers: Range 450

	Description	Nom dia mm	Cat no	Pack qty	Price £ per piece
	Cover and Frame Options Round Cover and Frame – A15 – polypropylene – for use in situations requiring a loading up to 15kN (1.5 tonnes) – requires 40NE930 ♡	-	4D927 [•]	1	192.56
	Spares Chamber Base to Shaft Seal – 450mm diameter for use with 40NE300	-	450TW117 [†]	1	59.51

• ODR discount applies, † TWI discount applies






Wavin Range 600 IC

Non Man-Entry Inspection Chambers: Range 600

	Description	Nom dia mm	Cat no	Pack qty	Price £ per piece
	<p>Non Man-Entry Inspection Chambers: Range 600 – 600mm diameter shaft for use with 150/225/300mm UltraRib or 150/225/300mm TwinWall (via adaptor) to a maximum invert depth of 3.0 metres for SFA7 & DCG locations & 5.0 metres in non-adoptable locations Wavin Inspection Chamber Range 600 is approved and Kitemarked to BS EN 13598-2:2009</p>				
	<p>Base Options D/S Equal Inspection Chamber Base – straight channel for use with 150/225/300mm UltraRib components Supplied complete with a base to shaft sealing ring and two UltraRib seals as appropriate For use with 150mm UltraRib components ♡ ▲ For use with 225mm UltraRib components ♡ ▲ For use with 300mm UltraRib components ♡ ▲ For connection to TwinWall use the appropriate S/S Adaptor i.e. 6TW145, 9TW145 or 12TW145</p>	<p>150</p> <p>225</p> <p>300</p>	<p>66NE300</p> <p>69NE300</p> <p>612NE300</p>	<p>1</p> <p>1</p> <p>1</p>	<p>2039.34</p> <p>2081.06</p> <p>2122.62</p>
	<p>D/S Equal Inspection Chamber Base – bent 90° channel for use with 150/225/300mm UltraRib components Supplied complete with a base to shaft sealing ring and two UltraRib seals as appropriate For use with 150mm UltraRib components ♡ ▲ For use with 225mm UltraRib components ♡ ▲ For use with 300mm UltraRib components ♡ ▲ For connection to TwinWall use the appropriate S/S Adaptor i.e. 6TW145, 9TW145 or 12TW145</p>	<p>150</p> <p>225</p> <p>300</p>	<p>66NE314</p> <p>69NE314</p> <p>612NE314</p>	<p>1</p> <p>1</p> <p>1</p>	<p>2039.34</p> <p>2081.06</p> <p>2122.62</p>

Wavin Range 600 IC



Non Man-entry Inspection Chambers: Range 600

	Description	Nom dia mm	Cat no	Pack qty	Price £ per piece
	<p>D/S Equal Inspection Chamber Base – bent 30° channel for use with 150/225/300mm UltraRib components Supplied complete with a base to shaft sealing ring and two UltraRib seals as appropriate For use with 150mm UltraRib components</p> <p>▽ ▲</p> <p>For use with 225mm UltraRib components</p> <p>▽ ▲</p> <p>For use with 300mm UltraRib components</p> <p>▽ ▲</p> <p>For connection to TwinWall use the appropriate S/S Adaptor i.e. 6TW145, 9TW145 or 12TW145</p>	150	66NE315	1	2039.34
	<p>D/S Equal Inspection Chamber Base – straight channel, with two equal 90° left/right hand branch entries, for use with 150/225/300 UltraRib components Supplied complete with a base to shaft sealing ring and four UltraRib seals as appropriate For use with 150mm UltraRib components</p> <p>▽ ▲</p> <p>For use with 225mm UltraRib components</p> <p>▽ ▲</p> <p>For use with 300mm UltraRib components</p> <p>▽ ▲</p> <p>For connection to TwinWall use the appropriate S/S Adaptor i.e. 6TW145, 9TW145 or 12TW145</p>	150	66NE316	1	2039.34
	<p>Shaft Options P/E Inspection Chamber Shaft – 600mm diameter x 3.0 metres long for use with all types of range 600 bases</p> <p>▲</p>	600	60NE003	1	972.90
	<p>Restriction Access Cap – for use with 60NE003 shaft sections, restricts access to 350mm, supplied with one 600mm sealing ring</p>	600	60NE930	1	230.14
	<p>Spares Chamber Base to Shaft Seal – 600mm diameter for use with 60NE003</p>	-	600TW117†	1	145.68

† TWI discount applies














Wavin IC Ancillaries

Inspection Chambers – Ancillaries

Description	Nom dia mm	Cat no	Pack qty	Price £ per piece
<p>Non Man-Entry Inspection Chambers – for connecting 110/160mm OsmaDrain pipe to IC Ranges 315, 450 and 600 shaft sections</p>				
 <p>Connector Kit</p>	110	NE950	1	64.35
	160	NE960	1	98.27















Wavin Osma Channels

Domestic Channel Drainage

Description	Weight kg	Cat no	Pack qty	Price £ per piece
Domestic Channel Drainage OsmaChannel (polymer concrete) – 1.0m length – 78mm overall depth, complete with galvanised grating 	6.70	100OC210	45	88.08
OsmaChannel Start and End Plate 	0.03	100OC260	10	28.75
OsmaChannel End Outlet Connector – DN 110mm 	0.07	100OC270	10	33.61
OsmaChannel Vertical Outlet Connector – DN 110mm 	0.17	100OC280	1	52.37
OsmaChannel Sump Unit with Galvanised Grating and Bucket 	13.30	100OC230	4	391.56
OsmaChannel Galvanised Grating – 1.0m length (Spare) 	1.39	100OC211	1	26.38
RainChannel (Polypropylene) – 1.0m length – 87mm overall depth, black polypropylene channel, complete with black polypropylene snap-in grating 	1.79	100OC410	49	71.45
RainChannel End Plate 	0.03	100OC460	10	9.69
RainChannel Garage Pack – 3 x 1.0m channels and 2 end plates – in a handy carry home pack 	5.43	100OC461	1	333.05
Threshold Drain Channel (PVC-U) – 1.2m length – Complete with grating 	1.64	100OC510	5	113.46
Threshold Drain End Plate (Pair) 	0.03	100OC560	1	21.96
Threshold Drain Outlet Adaptor 	0.02	100OC520	1	32.10
Threshold Drain Jointing Piece 	0.02	100OC530	1	14.10

















Wavin Civils Channel







Channels, gratings and accessories

	Description	Weight kg	Cat no	Pack qty	Price £ per piece
	Medium Duty – 100mm wide C250 Channel – flat, 150mm deep, 1.0m long C€	14.0	100MDC100	1	131.56
	Slimslot CLIPFIX® grating 500mm long – ductile iron, C250 C€	3.6	100MDC110	1	55.49
	Slimslot CLIPFIX® grating 500mm long – composite, C250 C€	1.1	100MDC120	1	63.03
	End plate – blank	1.3	100MDC130	1	31.69
	End plate – outlet	0.8	100MDC140	1	63.76
	Sump – complete with bucket (does not include grating)	26.5	100MDC150	1	299.12
<hr/>					
	Heavy Duty – 100mm wide D400/F900 Channel – flat, 150mm deep, 1.0m long C€	16.4	100HDC100	1	212.70
	PROFIX® grating 500mm long – ductile iron, D400 C€	3.8	100HDC110	1	70.46
	PROFIX® grating 500mm long – ductile iron, F900 C€	5.0	100HDC120	1	89.40
	End plate – blank	1.3	100HDC130	1	47.01
	End plate – outlet	1.1	100HDC140	1	79.03
	Sump – complete with bucket (does not include grating)	33.2	100HDC150	1	467.92
<hr/>					
	Heavy Duty – 150mm wide D400/F900 Channel – flat, 220mm deep, 1.0m long C€	26.8	150HDC100	1	283.94
	PROFIX® grating 500mm long – ductile iron, D400 C€	6.5	150HDC110	1	113.18







Wavin Civils Channel

Channels, gratings and accessories

	Description	Weight kg	Cat no	Pack qty	Price £ per piece
	PROFIX® grating 500mm long – ductile iron, F900 C€	8.8	150HDC120	1	143.69
	End plate – blank	1.9	150HDC130	1	135.43
	End plate – outlet	1.9	150HDC140	1	184.56
	Sump upper – (does not include grating)	25.0	150HDC150	1	589.03
	Sump lower	24.0	150HDC160	1	269.85
	Sump bucket	3.1	150HDC170	1	207.28
<hr/>					
Heavy Duty – 200mm wide D400/F900					
	Channel – flat, 280mm deep, 1.0m long C€	35.4	200HDC100	1	326.63
	PROFIX® grating 500mm long – ductile iron, D400 C€	7.9	200HDC110	1	157.81
	PROFIX® grating 500mm long – ductile iron, F900 C€	12.3	200HDC120	1	202.43
	End plate – blank	3.1	200HDC130	1	164.06
	End plate – outlet	3.3	200HDC140	1	202.51
	Sump upper – (does not include grating)	25.1	200HDC150	1	1057.85
	Sump lower	24.0	200HDC160	1	382.37
	Sump bucket	3.5	200HDC170	1	307.42
<hr/>					
Heavy Duty – 300mm wide D400/F900					
	Channel – flat, 390mm deep, 1.0m long C€	61.0	300HDC100	1	408.61
	PROFIX® grating 500mm long – ductile iron, D400 C€	18.5	300HDC110	1	315.90








	Description	Weight kg	Cat no	Pack qty	Price £ per piece
	PROFIX® grating 500mm long – ductile iron, F900 C€	24.6	300HDC120	1	367.67
	End plate – blank	5.4	300HDC130	1	205.08
	End plate – outlet	5.3	300HDC140	1	238.82
	Sump upper – (does not include grating)	33.8	300HDC150	1	1672.85
	Sump lower	24.0	300HDC160	1	506.36
	Sump bucket	4.5	300HDC170	1	423.30







Loading Class Application Guide

<p>A15</p>  <ul style="list-style-type: none"> • Pedestrians • Cyclists • Green areas 	<p>B125</p>  <ul style="list-style-type: none"> • Passenger car parking lots and parking decks • Delivery vans 	<p>C250</p>  <ul style="list-style-type: none"> • Trucks • Hard shoulder • Verge
<p>D400</p>  <ul style="list-style-type: none"> • Roadways 	<p>E600</p>  <ul style="list-style-type: none"> • Industrial areas 	<p>F900</p>  <ul style="list-style-type: none"> • Special surfaces such as air traffic areas

Wavin TwinWall








































Surface water drainage system 150-600mm





Description	Nom dia mm	Cat no	Pack qty	Price £ per piece
Please Note:				
1. * Indicates non-stocked item, lead time available on request.				
2. Fitting prices are exclusive of ring seals, order separately if required.				
 Pipe P/E Pipe 3.0m unperforated ▲	600	600TW073	2	1001.28
 P/E Pipe 6.0m unperforated ▲	150	6TW076	33	108.01
▲	225	9TW076	14	276.69
▲	300	12TW076	8	430.38
▲	375	375TW076	4	988.57
▲	450	450TW076	4	1329.41
▲	500	500TW076	4	1516.70
▲	600	600TW076	1	1953.73
 P/E Pipe 6.0m perforated ▲	150	6TW176	33	114.35
▲	225	9TW176	14	291.50
▲	300	12TW176	8	465.89
▲*	375	375TW086	4	1125.88
▲*	450	450TW086	4	1386.63
▲*	500	500TW086	2	1668.29
▲*	600	600TW086	1	2202.09
 P/E Pipe 6.0m half perforated ▲	150	6TW276	33	114.32
▲	225	9TW276	14	291.52
▲	300	12TW276	8	465.89
▲*	375	375TW096	4	1125.88
▲*	450	450TW096	4	1386.63
▲*	500	500TW096	2	1668.29
▲*	600	600TW096	1	2202.09
 S/S Pipe 6.0m unperforated ▲	375	375TW046	4	1037.70
▲	450	450TW046	4	1451.94
▲	500	500TW046	4	1711.74
▲	600	600TW046	1	2212.16
 S/S Pipe 6.0m perforated ▲*	375	375TW066	4	1174.68
▲*	450	450TW066	4	1509.55
▲*	500	500TW066	4	1795.23
▲*	600	600TW066	1	2361.99
 S/S Pipe 6.0m half perforated ▲*	375	375TW056	4	1174.68
▲*	450	450TW056	4	1509.55
▲*	500	500TW056	4	1795.23
▲*	600	600TW056	1	2361.99

	Description	Nom dia mm	Cat no	Pack qty	Price £ per piece
Couplers					
	D/S Pipe Coupler – for joining TwinWall Pipe				
	▲	150	6TW205	10	13.86
	▲	225	9TW205	8	24.56
	▲	300	12TW205	3	40.42
	▲	375	375TW205	1	122.41
	▲	450	450TW205	1	151.38
	▲	500	500TW205	1	233.88
▲	600	600TW205	1	308.43	
Adaptors					
	D/S Adaptor – connector to BS EN 295 thinwall clay spigot				
	▲	150	6TW129	1	164.55
	S/S Adaptor – 6TW socket x 160mm BS EN 1401 spigot				
	▲	150	6TW141	1	45.53
	D/S Adaptor – 6TW socket x 160mm BS EN 1401 socket				
	▲	150	6TW142	1	45.53
	S/S Adaptor – 6UR spigot x 6TW socket				
	▲	150	6TW145	1	61.19
	S/S Adaptor – 9UR spigot x 9TW socket				
	▲	225	9TW145	1	158.80
	S/S Adaptor – 12UR spigot x 12TW socket				
	▲	300	12TW145	1	221.72
Reducers					
	D/S Level Invert Reducer – 6TW socket x 100mm socket				
	▲	150	6TW097	1	88.59
	S/S Level Invert Reducer – 6TW spigot x 110mm BS EN 1401 socket, includes seal				
	▲	150	6TW099S	1	94.29
	S/S Level Invert Reducer – 9TW spigot x 6TW socket, includes seal				
	▲	225	9TW095S	1	122.88
	S/S Level Invert Reducer – 12TW spigot x 9TW socket, includes seal				
	▲	300	12TW093S	1	183.46
	S/S Level Invert Reducer – 375TW spigot x 12TW socket				
	▲	375	375TW099	1	474.53
	S/S Level Invert Reducer – 450TW spigot x 375TW socket				
	▲	450	450TW099	1	717.31

Wavin TwinWall


























Surface water drainage system 150-600mm

Description	Nom dia mm	Cat no	Pack qty	Price £ per piece
S/S Level Invert Reducer – 500TW spigot x 450TW socket 	500	500TW099	1	976.20
S/S Level Invert Reducer – 600TW spigot x 500TW socket 	600	600TW099	1	993.22
Short Radius Bends				
D/S Bend– 87.5°				
 	150	6TW561	1	81.92
	225	9TW561	1	263.63
	300	12TW561	1	451.91
	375	375TW561	1	956.40
	450	450TW561	1	1141.67
	500	500TW561	1	1566.11
	600	600TW561	1	1805.18
D/S Bend– 45°				
	150	6TW563	1	81.92
	225	9TW563	1	263.63
	300	12TW563	1	451.91
	375	375TW563	1	956.40
	450	450TW563	1	1141.67
	500	500TW563	1	1566.11
	600	600TW563	1	1805.18
D/S Bend– 30°				
	150	6TW566	1	81.92
	225	9TW566	1	263.63
	300	12TW566	1	451.91
	375	375TW566	1	956.40
	450	450TW566	1	1141.67
	500	500TW566	1	1566.11
	600	600TW566	1	1805.18
D/S Bend– 15°				
	150	6TW567	1	81.92
	225	9TW567	1	263.63
	300	12TW567	1	451.91
	375	375TW567	1	956.40
	450	450TW567	1	1141.67
	500	500TW567	1	1566.11
	600	600TW567	1	1805.18
Equal Junction – 45°				
D/S Junction to TwinWall spigot				
 	150	6TW213	1	135.27
	225	9TW213	1	527.27
	300	12TW213	1	1506.13
	375	375TW375x45	1	2444.25
	450	450TW450x45	1	2869.14
	500	500TW500x45	1	4064.60
	600	600TW600x45	1	4423.18

Description		Nom dia mm	Cat no	Pack qty	Price £ per piece	
	Equal Junction – 90° D/S Junction to TwinWall spigot					
	▲	150	6TW193	1	149.21	
	▲	225	9TW193	1	496.66	
	▲	300	12TW193	1	1338.39	
	S/S Junction to TwinWall spigot					
	▲*	375	375TW375x90	1	2210.46	
	▲*	450	450TW450x90	1	2869.14	
	▲*	500	500TW500x90	1	4064.60	
	▲*	600	600TW600x90	1	4423.20	
	Unequal Junction – 45° D/S Junction to TwinWall spigot					
	– 225mm x 150mm ▲	225	9TW227	1	346.55	
	– 300mm x 150mm ▲	300	12TW237	1	514.93	
	– 300mm x 225mm ▲	300	12TW240	1	918.74	
	– 375mm x 150mm ▲	375	375TW150x45	1	737.66	
	– 450mm x 150mm ▲	450	450TW150x45	1	800.12	
	– 500mm x 150mm ▲*	500	500TW150x45	1	1075.94	
	– 600mm x 150mm ▲	600	600TW150x45	1	1158.80	
		S/S Junction to TwinWall spigot – 45°				
		– 375mm x 225mm ▲*	375	375TW225x45	1	1105.85
		– 375mm x 300mm ▲*	375	375TW300x45	1	1781.26
– 450mm x 225mm ▲*		450	450TW225x45	1	1434.52	
– 450mm x 300mm ▲*		450	450TW300x45	1	1554.16	
– 450mm x 375mm ▲*		450	450TW375x45	1	2869.14	
– 500mm x 225mm ▲*		500	500TW225x45	1	1613.91	
– 500mm x 300mm ▲*		500	500TW300x45	1	1763.34	
– 500mm x 375mm ▲*		500	500TW375x45	1	4004.80	
– 500mm x 450mm ▲*		500	500TW450x45	1	4004.80	







Wavin TwinWall

Surface water drainage system 150-600mm

Description	Nom dia mm	Cat no	Pack qty	Price £ per piece	
 S/S Junction to TwinWall spigot – 45° – 600mm x 225mm  * – 600mm x 300mm  * – 600mm x 375mm  * – 600mm x 450mm  * – 600mm x 500mm  *	600	600TW225x45	1	1850.68	
	600	600TW300x45	1	4423.18	
	600	600TW375x45	1	4423.18	
	600	600TW450x45	1	4423.18	
	600	600TW500x45	1	4423.18	
	Unequal Junction – 90°				
	 S/S Junction to TwinWall spigot – 375mm x 150mm  * – 375mm x 225mm  * – 450mm x 150mm  * – 450mm x 225mm  * – 500mm x 150mm  * – 600mm x 150mm  *	375	375TW150x90	1	815.67
375		375TW225x90	1	1105.85	
450		450TW150x90	1	884.74	
450		450TW225x90	1	1434.52	
500		500TW150x90	1	1103.52	
600		600TW150x90	1	1281.38	
End Caps					
 For TwinWall spigot	150	6TW750	1	41.97	
	225	9TW750	1	79.37	
	300	12TW750	1	97.76	
	375	375TW750	1	119.60	
	450	450TW750	1	165.31	
	500	500TW750	1	208.29	
	600	600TW750	1	241.29	
Ring Seal					
 TwinWall socket       	150	6TW217	1	5.37	
	225	9TW217	1	12.92	
	300	12TW217	1	23.84	
	375	375TW117	1	52.60	
	450	450TW117	1	59.51	
	500	500TW117	1	100.19	
	600	600TW117	1	145.68	
Road Gullies					
 P/E Road Gully – 450mm diameter x 900mm deep  – 450mm diameter x 750mm deep 	150	6TW650	1	172.52	
	150	6TW651	1	156.00	





WavinCoil

Land Drainage 80-160mm

	Description	Nom dia mm	Cat no	Pack qty	Price £ per piece
	Corrugated Coiled Pipe – Perforated				
	S/S Coil – 100m ♥	80	80D100	1	412.04
	S/S Coil – 50m ♥	80	80D050	1	243.31
	S/S Coil – 25m ♥	80	80D025	1	130.98
	S/S Coil – 100m ♥	100	100D100	1	663.23
	S/S Coil – 50m ♥	100	100D050	1	403.23
	S/S Coil – 25m ♥	100	100D025	1	213.41
	S/S Coil – 50m ♥	160	160D050	1	735.38
	S/S Coil – 25m ♥	160	160D025	1	596.49
		End Cap			
S/S End Cap ♥		80	80D297	1	7.58
♥		100	100D297	1	8.61
	Couplers				
	D/S Pipe Coupler ♥	80	80D104	1	6.50
	♥	100	100D104	1	7.21
♥	160	160D104	1	9.71	
	Equal Junctions – 67.5°				
	D/S Junction ♥	80	80D200	1	18.45
♥	100	100D200	1	20.61	
	Unequal Junction – 67.5°				
	D/S Junction – 100mm x 80mm ♥	100	100D208	1	19.64
	Equal Junctions – 67.5°				
	D/S Multi junction – with reducing bush to 80mm or 100mm pipe ♥	100	100D215	1	14.95
♥	160	160D215	1	49.08	

Wavin MDPE

Potable water pressure pipe system 20-63mm

Description		Nom dia mm	Cat no	Pack qty	Price £ per piece
20mm to 63mm MDPE Pipe					
	Coil - 25m				
	▽	20	20PW025	9	65.17
	▽	25	25PW025	10	87.53
	▽	32	32PW025	8	139.37
	▽	50	50PW025	1	336.09
	▽	63	63PW025	1	512.28
	Coil - 50m				
	▽	20	20PW050	9	130.32
	▽	25	25PW050	7	174.96
	▽	32	32PW050	8	278.76
	▽	50	50PW050	1	672.14
	▽	63	63PW050	1	1024.51
	Coil - 100m				
	▽	20	20PW100	9	260.65
	▽	25	25PW100	7	349.95
	▽	32	32PW100	4	557.52
	▽	50	50PW100	1	1344.30
	▽	63	63PW100	1	2049.01
	Coil - 150m				
	▽	25	25PW150	1	524.91
	▽	32	32PW150	1	836.26
	▽	50	50PW150	1	2016.44
	▽	63	63PW150	1	3073.54




Wavin Trigon

Barrier pressure pipe potable water system 25-32mm

Description		Nom dia mm	Cat no	Pack qty	Price £ per piece
PE Barrier Pipe					
	Coil – 50m				
	– WIS	25	71021050	5	1598.55
	– WIS	32	71031050	1	2061.68
Fittings					
Straight Couplings					
	– WIS	25	71902500	10	68.72
	– WIS	32	71903500	10	99.21
	Reducer 32mm x 25mm				
	– WIS	32	71903225	1	172.64
Transition Coupling to Copper					
	25mm x 15mm				
	– WIS	25	71902515	10	108.64
	25mm x 22mm				
	– WIS	25	71902522	10	126.49
	Transition Coupling to PE 25mm x 25mm				
	– WIS	25	71902525	10	59.34
Male Couplings					
	25mm x 3/4"				
	– WIS	25	71902570	1	34.19
	32mm x 1"				
	– WIS	32	71903570	10	54.39
Female Couplings					
	25mm x 3/4"				
	– WIS	25	71902580	10	34.19
	32mm x 1"				
	– WIS	32	71903580	10	54.39
	Equal Tee – WIS	32	71903700	1	282.51
	Reduced Tee 32mm x 25mm x 32mm				
	– WIS	32	71903725	1	104.52
Elbow – 90°					
	– WIS	25	71902590	10	102.32
	– WIS	32	71903590	5	212.23
Gate Valve					
	– WIS	25	71902400	1	504.00
	– WIS	32	71903400	1	629.99

Wavin Trigon

Barrier pressure pipe potable water system 25-32mm

Description		Nom dia mm	Cat no	Pack qty	Price £ per piece
Spares					
	Seal – Spare – WIS	32	71903460	1	9.49
	Blanking Plug – WIS	25	71902410	1	12.56
	– WIS	32	71903410	1	18.93
	Support Inserts				
	– WIS	25	71902420	1	3.18
	– WIS	32	71903420	1	4.73

Introduction to

Wavin Stormwater Management systems

Wavin's specialist approach to responsible management of stormwater, including its efficient capture, transportation, cleansing, infiltration and attenuation and re-use. We're ready to contribute at any stage in a project, with one central goal: to help achieve the optimum project outcome. Our in-depth expertise, design insight and proven system technology is applied wherever required to ensure each installed scheme achieves maximum efficiency of cost and integrated function, and full compliance to the latest regulatory criteria.

Key to abbreviations

B	Black	G	Grey
Gn	Green	W	White

Symbols

British Standards Kitemark


Identifies pipe and fittings manufactured under the B.S.I. Certification Scheme.

British Board of Agrément

BBA Logo Identifies non-Kitemarked fittings covered by a British Board of Agrément Certificate.




Acceptance

a) **British Board of Agrément**

 AquaCell Eco and Core-R have been awarded British Board of Agrément approval under BBA Agrément Certificate No.03/4018.

Wavin Vortex Valves










Vortex Flow Control Valves

Description	Nom dia mm	Cat no	Pack qty	Price £ per piece
<p>Vortex Flow Control Valves – for the management of stormwater discharge</p>				
 <p>Tornado – Vortex Flow Control Valves * – comes complete with an integral pivoting bypass door and stainless steel wire rope, facilitating emergency drain-down from ground level. Spigot or plate fixing options available.</p>	–	–	–	POA
 <p>Hurricane – Vortex Flow Control Valves * – comes complete with lifting handle, which enables easy and convenient de-mounting/mounting of the valve from ground level. Spigot or plate fixing options available.</p>	–	–	–	POA
 <p>Typhoon – Vortex Flow Control Valves * – comes complete with integral drain-down facility via a removable up-stand pipe from ground level. Spigot or plate fixing options available.</p>	–	–	–	POA

* The vortex valves are bespoke and custom built for any required discharge rate, contact Technical Design for more information.

Wavin AquaCell

AquaCell system











	Description	Nom dia mm	Cat no	Pack qty	Price £ per piece
	AquaCell Modular Units AquaCell Eco (for landscaped/ non-trafficked sites) – for soakaway and storage applications - 1.0m x 0.5m x 0.4m 100% recycled polypropylene modular unit - 95% void Supplied complete with three clips and two shear connectors (BBA No. 03/4018) 	160	6LB025	15 [#]	162.43
	AquaCell Core-R (for both regular and heavy traffic loadings) – for soakaway and storage applications – 1.0m x 0.5m x 0.4m modular unit – 95% void Supplied complete with three clips and two shear connectors (BBA No. 03/4018) 	160	6LB150	15 [#]	260.79
	AquaCell Plus-R (for deep and/or inspectable applications in landscaped and regular/heavily trafficked areas) – for soakaway and storage applications where inspectability is required – 1.0m x 0.5m x 0.4m modular unit – 95% void. Supplied complete with three clips, two shear connectors and one end cap	160	6LB250	15 [#]	298.17
	Silt Traps Silt Trap 500mm diameter x 1.25m depth – with 160mm OsmaDrain inlet – with 225mm TwinWall inlet – with 300mm TwinWall inlet		6LB600 6LB622 6LB630	1 [◇] 1 [◇] 1 [◇]	1403.76 1403.76 1403.76
	Domestic Silt Trap - for non loaded applications – 250mm diameter x 750mm depth – with 110mm diameter inlet and outlet spigots (for use with the 4D325 cover and frame)		6LB300	1	333.51
	Extension Piece for 6LB300 – 250mm diameter x 500mm depth (effective length = 335mm)		6LB301	1	185.21
	Silt Trap Bucket for 6LB300 – 200mm x 210mm depth		6LB302	1	198.56

◇ Non-stock item, lead time and terms and conditions available on request.

Site deliveries are 15 pieces. Merchant deliveries are 12 pieces.







Wavin AquaCell

AquaCell system

	Description	Nom dia mm	Cat no	Pack qty	Price £ per piece
	Ancillary Items				
	S/S Adaptor – 6UR socket x 160mm BS EN 1401 spigot for connection of UltraRib to infiltration unit	150	6UR141*	1	27.83
	S/S Level Invert Reducer – to 110mm pipe	150	6UR099*	1	53.42
	S/S Adaptor – 6TW socket x 160mm BS EN 1401 spigot	150	6TW141†	1	45.53
	S/S Level Invert Reducer – to 110mm OsmaDrain	160	6D099•	1	102.12
	PE Adaptor – 160mm spigot connection	150	4D916•	1	29.86
	Flange Adaptor (150mm) – 6UR socket for connection of UltraRib to infiltration unit at positions other than preformed opening	150	6LB104	1	165.39
	Flange Adaptor (225mm) – 9UR socket for connection of UltraRib to infiltration unit	225	6LB106	1	268.39
	AquaCell Clip (spare) – for joining units		6LB105	1	3.29
	AquaCell Shear Connector (spare) – for joining in multi-layer installations		6LB102	1	2.47
	AquaCell Plus-R End Cap (spare) – for blocking off unused inlets/outlets		6LB202	1	5.13

Wavin AquaCell







AquaCell NG system

	Description	Nom dia mm	Cat no	Pack qty	Price £ per piece
	<p>AquaCell NG AquaCell NG Structural Unit – Structural unit of the AquaCell NG system – For infiltration and attenuation applications – 1.2m x 0.6m x 0.4m – 100% recycled PP – BBA No. 03/4018 </p>		ANG-IU	1	POA
	<p>AquaCell NG Base Plate – Base plate for use in both infiltration and attenuation applications – Required only on first layer of the tank</p>		ANG-BP	1	POA
	<p>AquaCell NG Side Panel – For use on external faces of AquaCell NG tanks</p>		ANG-SP	1	POA
	<p>AquaCell NG Pipe Connector – For connecting 225 and 300mm pipes – A suitably sized FlexSeal adapter (supplied by others) is required to make the connection</p>	315	ANG-PC	1	POA
	<p>AquaCell NG Shaft Connector – For connecting 300mm inspection shaft – A suitably sized FlexSeal adapter (supplied by others) is required to make the connection</p>	315	ANG-TA	1	POA

Wavin Q-Bic Plus




Inspectable & cleanable infiltration/attenuation system

Description	Nom dia mm	Cat no	Pack qty	Price £ per piece
Q-Bic Plus System				
 <p>Q-Bic Plus Column Unit Structural component of Q-Bic Plus system</p>		QBP01	1	166.04
 <p>Q-Bic Plus Solid Base Plate Solid base plate for use in attenuation applications</p>		QBPCBP	1	54.52
 <p>Q-Bic Plus Perforated Base Plate Perforated base plate for use in infiltration applications</p>		QBPOBP	1	47.73
 <p>Q-Bic Plus Side Plate For use on external walls of Q-Bic Plus structure</p>		QBPSP	1	39.74
Connection options				
 <p>Q-Bic Plus Connection Plate – 160mm For use with 160mm pipe</p>	160	QBP-160	1	31.96
 <p>Q-Bic Plus Connection Plate – 315mm For use with 4062303, 4062358, 4062356, 4062357, 4066677 flange adaptors</p>	315	QBP-315	1	29.44
 <p>Q-Bic Plus Side Flange Adaptor – 225mm UltraRib For connecting 225mm UltraRib pipe. Can be used with 9TW145 for connections to 225mm TwinWall. Requires 3059736</p>		QBP-225UR	1	93.45
 <p>Q-Bic Plus Side Flange Adaptor – 300mm TwinWall For connections to 300mm TwinWall. Requires 3059736</p>		QBP-300TW	1	93.45
 <p>Q-Bic Plus Side Flange Adaptor – 375mm TwinWall For connections to 375mm TwinWall. Requires 3059736</p>		QBP-375TW	1	93.45
 <p>Q-Bic Plus Side Flange Adaptor – 300mm UltraRib For connections to 300mm UltraRib. Requires 3059736</p>		QBP-300UR	1	93.45
Vertical Access Options				
 <p>Q-Bic Plus Vertical Shaft Adaptor – 300mm For connection to 300mm vertical access shaft – 30NE002</p>		QBP-300S	1	93.45
 <p>Q-Bic Plus Vertical Shaft Adaptor – 500mm For connection to 500mm vertical access shaft – 6D934</p>		QBP-500S	1	93.45

Description	Nom dia mm	Cat no	Pack qty	Price £ per piece
 <p>Shaft Options P/E Inspection Shaft – 300mm diameter shaft 2 metre length</p>	300	30NE002*	1	255.75
 <p>Ring Seal For sealing 300mm shaft (30NE002) to Q-Bic Plus Vertical Shaft Adaptor 300mm</p>	300	12TW217*	1	23.84
 <p>P/E Inspection Shaft – 500mm diameter shaft 1.5 metre length</p>	500	6D934•	1	795.53
 <p>Restriction Access Cap For use with 6D934 shaft, restricts access to 350mm</p>	500	6D930•	1	255.48
 <p>Ring Seal For sealing 500mm shaft (6D934) to Q-Bic Plus Vertical Shaft Adaptor 500mm and 6D930 Cover and Frame</p>	–	500TW117*	1	100.19
 <p>Cover and Frame Options Square Cover and Frame – A15 – Polypropylene – sealed, for use in situations requiring a loading up to 15kN (1.5 tonnes) where the frame of the cover is supported by a concrete plinth</p>	–	30NE015*	1	271.94


Wavin Garastor

Garastor system

Description	Nom dia mm	Cat no	Pack qty	Price £ per piece
 <p>Garastor Storm and Surface Water Control Chamber Garastor Storm and surface water control chamber – 500mm diameter x 1.0m deep unit – 500mm diameter x 1.25m deep unit</p>		6SC500	1 [◇]	1952.75
		6SC501	1 [◇]	2139.32
Ancillary Items				
 <p>Garastor Extension Kit – 500mm diameter TwinWall coupler and two ring seals, shaft of TwinWall pipe also required</p>		6SC205	1	418.75
 <p>Garastor Connection Kit – Section of 150mm TwinWall pipe (220mm in length) and two ring seals</p>		6SC200	1	89.91

[◇] Non-stock item, lead time and terms and conditions available on request.

Wavin Temporary Manhole Cover

Description	Nom Dia mm	Cat No	Pack Qty	Price Each £
 <p>Temporary Manhole Cover To fit 600 x 600mm and 675 x 675mm square openings</p>	600	TMC1	3	227.29

Numerical index

Cat no	Price £ per piece	Page no	Cat no	Price £ per piece	Page no	Cat no	Price £ per piece	Page no
4D066	296.73	4	4D395	140.04	12	4D923	664.40	23
4D073	95.06	4	4D420	288.00	8	4D924	300.71	21
4D076	190.11	4	4D464	82.10	5	4D926	28.88	22
4D085	226.30	11	4D492	392.70	8	4D927	192.56	21
4D086	109.94	11	4D494	42.81	13	4D927*	192.56	30
4D095	70.31	5	4D500	75.14	9	4D930	82.78	13
4D104	33.32	4	4D503	56.35	10	4D933	191.10	19
4D105	51.26	4	4D504	96.86	10	4D934	191.10	19
4D115	94.94	4	4D505	33.48	12	4D935	264.52	19
4D116	11.72	12	4D506	16.49	12	4D937	151.99	19
4D127	114.87	4	4D507	82.55	9	4D942	465.56	21
4D129	91.00	4	4D508	100.99	9	4D945	454.91	21
4D130	7.97	12	4D526	120.90	10	4D946	563.07	22
4D131	204.12	4	4D527	237.40	10	4D948	246.30	22
4D149	24.11	4	4D561	58.63	6	4D949	246.30	22
4D159	25.69	5	4D562	63.44	6	4D957	12.43	19
4D161	49.54	5	4D563	61.17	6	4D960	362.53	17
4D162	53.60	5	4D566	59.22	6	4D961	205.91	17
4D163	49.54	5	4D567	59.22	6	4D964	45.15	17
4D166	47.72	5	4D568	59.22	6	4D969	240.09	19
4D167	47.72	5	4D569	235.54	9	4D970	79.68	19
4D168	47.72	5	4D573	105.98	6	4D971	9.99	19
4D169	216.18	8	4D581	104.44	7	4D975	177.22	21
4D173	90.84	6	4D583	136.24	7	4D992	10.11	12
4D181	237.97	6	4D589	56.57	10	4D993	12.60	12
4D183	122.16	6	4D593	273.28	9	4D994	32.54	22
4D190	105.67	7	4D800	415.97	11	4D995	9.98	22
4D193	119.44	7	4D810	531.37	11	4D996	7.19	22
4D205	27.17	4	4D815	309.86	11	4D997	4.68	22
4D210	110.27	7	4D850	141.57	10	4D998	105.87	11
4D213	124.04	7	4D851	48.14	13	6D066	603.55	4
4D274	156.71	9	4D860	211.07	10	6D073	218.05	4
4D281	120.87	6	4D861	121.32	13	6D076	436.15	4
4D283	103.55	6	4D862	117.30	10	6D099	102.12	5
4D286	28.85	5	4D863	138.87	10	6D099*	102.12	50
4D287	25.73	5	4D900	165.51	10	6D104	61.14	4
4D288	25.73	5	4D901	209.54	10	6D105	124.47	4
4D290	93.57	8	4D902	37.32	12	6D116	10.11	12
4D291	26.90	9	4D904	30.55	12	6D127	249.59	4
4D292	55.00	8	4D906	20.47	12	6D129	220.17	4
4D295	9.07	5	4D908	60.22	12	6D161	191.00	5
4D296	38.80	9	4D909	37.32	12	6D163	191.00	5
4D297	59.23	9	4D910	183.79	18	6D166	169.30	5
4D298	27.22	5	4D911	188.12	18	6D167	169.30	5
4D299	31.35	5	4D912	188.12	18	6D190	344.93	7
4D314	22.64	17	4D913	188.12	18	6D193	381.17	7
4D318	7.03	12	4D914	188.12	18	6D198	265.88	7
4D318	7.03	17	4D915	162.87	10	6D199	293.80	7
4D318*	7.03	25	4D916	29.86	10	6D205	62.22	4
4D325	205.91	17	4D916*	29.86	50	6D210	315.21	7
4D328	73.95	17	4D917	189.09	18	6D213	348.33	7
4D360	181.08	8	4D918	184.51	18	6D218	271.48	7
4D361	269.67	8	4D919	125.58	11	6D219	300.00	7
4D380	29.55	11	4D920	357.68	21	6D274	337.64	9
4D383	34.27	11	4D921	444.21	8	6D281	448.90	6
4D391	48.54	12	4D922	524.04	20	6D283	276.05	6

Cat no	Price £ per piece	Page no	Cat no	Price £ per piece	Page no	Cat no	Price £ per piece	Page no
6D290	164.45	8	6TW567	81.92	40	9UR046	639.12	14
6D292	125.81	8	6TW650	172.52	42	9UR073	293.26	14
6D296	83.20	9	6TW651	156.00	42	9UR095	89.47	14
6D360	247.26	8	6TW750	41.97	42	9UR105	170.53	14
6D561	211.04	6	6UR043	123.42	14	9UR117	23.50	16
6D563	211.04	6	6UR046	246.86	14	9UR205	148.06	14
6D566	187.04	6	6UR073	100.88	14	9UR213	763.09	15
6D567	187.04	6	6UR099	53.42	14	9UR224	533.07	15
6D917	146.55	24	6UR099*	53.42	50	9UR226	549.16	15
6D921	535.80	8	6UR105	72.56	14	9UR227	549.16	16
6D928	573.44	20	6UR117	10.74	16	9UR296	177.55	16
6D929	621.62	20	6UR129	179.50	14	9UR561	514.05	15
6D930	255.48	24	6UR141	27.83	14	9UR563	382.68	15
6D930*	255.48	53	6UR141*	27.83	25	9UR566	405.33	15
6D934	795.53	24	6UR141*	27.83	50	9UR567	395.23	15
6D934*	795.53	53	6UR142	173.09	14	9UR869	209.95	14
6D936	663.78	23	6UR143	151.48	14	12TW076	430.38	38
6D937	663.79	23	6UR163	109.30	15	12TW093S	183.46	39
6D938	1386.84	24	6UR193	219.97	15	12TW145	221.72	39
6D940	266.75	24	6UR199	208.98	15	12TW176	465.89	38
6D998	165.52	11	6UR205	68.03	14	12TW193	1338.39	41
6LB025	162.43	49	6UR213	219.97	15	12TW205	40.42	39
6LB102	2.47	50	6UR219	187.27	15	12TW213	1506.13	40
6LB104	165.39	50	6UR290	122.63	16	12TW217	23.84	42
6LB105	3.29	50	6UR292	97.15	16	12TW217*	23.84	53
6LB106	268.39	50	6UR296	36.14	16	12TW237	514.93	41
6LB150	260.79	49	6UR395	168.11	16	12TW240	918.74	41
6LB202	5.13	50	6UR396	278.52	16	12TW276	465.89	38
6LB250	298.17	49	6UR560	211.93	15	12TW561	451.91	40
6LB300	333.51	49	6UR561	122.36	15	12TW563	451.91	40
6LB301	185.21	49	6UR563	90.99	15	12TW566	451.91	40
6LB302	198.56	49	6UR566	90.99	15	12TW567	451.91	40
6LB600	1403.76	49	6UR567	90.99	15	12TW750	97.76	42
6LB622	1403.76	49	6UR590	416.54	16	12UR043	479.18	14
6LB630	1403.76	49	6UR600	344.67	16	12UR073	453.46	14
6SC200	89.91	54	6UR869	91.88	14	12UR093	290.43	15
6SC205	418.75	54	6UR928*	604.19	20	12UR105	340.01	14
6SC500	1952.75	54	6UR929*	724.96	20	12UR117	43.97	16
6SC501	2139.32	54	6UR936*	726.70	23	12UR205	298.32	14
6TW076	108.01	38	6UR937*	675.90	23	12UR213	1763.16	15
6TW097	88.59	39	9TW076	276.69	38	12UR236	1180.42	15
6TW099S	94.29	39	9TW095S	122.88	39	12UR237	1089.60	16
6TW129	164.55	39	9TW145	158.80	39	12UR240	1678.39	16
6TW141	45.53	39	9TW176	291.50	38	12UR296	236.60	16
6TW141 ⁺	45.53	50	9TW193	496.66	41	12UR561	809.71	15
6TW142	45.53	39	9TW205	24.56	39	12UR563	694.94	15
6TW145	61.19	39	9TW213	527.27	40	12UR566	674.56	15
6TW176	114.35	38	9TW217	12.92	42	12UR567	642.26	15
6TW193	149.21	41	9TW227	346.55	41	12UR869	355.93	14
6TW205	13.86	39	9TW276	291.52	38	20NE002	200.51	25
6TW213	135.27	40	9TW561	263.63	40	20NE015	195.44	25
6TW217	5.37	42	9TW563	263.63	40	20NE203	88.69	25
6TW276	114.32	38	9TW566	263.63	40	20PW025	65.17	44
6TW561	81.92	40	9TW567	263.63	40	20PW050	130.32	44
6TW563	81.92	40	9TW750	79.37	42	20PW100	260.65	44
6TW566	81.92	40	9UR043	319.57	14	24NE300	238.18	25

Numerical index

Cat no	Price £ per piece	Page no	Cat no	Price £ per piece	Page no	Cat no	Price £ per piece	Page no
25PW025	87.53	44	100D025	213.41	43	300HDC130	205.08	37
25PW050	174.96	44	100D050	403.23	43	300HDC140	238.82	37
25PW100	349.95	44	100D100	663.23	43	300HDC150	1672.85	37
25PW150	524.91	44	100D104	7.21	43	300HDC160	506.36	37
26NE300	253.18	25	100D200	20.61	43	300HDC170	423.30	37
30NE002	255.75	27	100D208	19.64	43	375TW046	1037.70	38
30NE002*	255.75	53	100D215	14.95	43	375TW056	1174.68	38
30NE015	271.94	27	100D297	8.61	43	375TW066	1174.68	38
30NE015*	271.94	53	100HDC100	212.70	35	375TW076	988.57	38
30NE200	19.50	27	100HDC110	70.46	35	375TW086	1125.88	38
30NE203	159.42	27	100HDC120	89.40	35	375TW096	1125.88	38
30NE205	6.33	27	100HDC130	47.01	35	375TW099	474.53	39
32PW025	139.37	44	100HDC140	79.03	35	375TW117	52.60	42
32PW050	278.76	44	100HDC150	467.92	35	375TW150x45	737.66	41
32PW100	557.52	44	100MDC100	131.56	35	375TW150x90	815.67	42
32PW150	836.26	44	100MDC110	55.49	35	375TW205	122.41	39
34NE300	375.08	26	100MDC120	63.03	35	375TW225x45	1105.85	41
34NE303	413.53	26	100MDC130	31.69	35	375TW225x90	1105.85	42
36NE300	647.01	26	100MDC140	63.76	35	375TW300x45	1781.26	41
36NE301	679.40	26	100MDC150	299.12	35	375TW375x45	2444.25	40
36NE302	679.40	26	100OC210	88.08	34	375TW375x90	2210.46	41
36NE303	713.35	26	100OC211	26.38	34	375TW561	956.40	40
40NE300	499.66	29	100OC230	391.56	34	375TW563	956.40	40
40NE930	267.50	29	100OC260	28.75	34	375TW566	956.40	40
44NE300	560.77	28	100OC270	33.61	34	375TW567	956.40	40
44NE304	567.69	28	100OC280	52.37	34	375TW750	119.60	42
44NE305	567.69	28	100OC410	71.45	34	450TW046	1451.94	38
44NE306	586.41	28	100OC460	9.69	34	450TW056	1509.55	38
46NE300	715.07	28	100OC461	333.05	34	450TW066	1509.55	38
46NE307	772.82	29	100OC510	113.46	34	450TW076	1329.41	38
46NE308	772.82	29	100OC520	32.10	34	450TW086	1386.63	38
46NE309	834.31	29	100OC530	14.10	34	450TW096	1386.63	38
50PW025	336.09	44	100OC560	21.96	34	450TW099	717.31	39
50PW050	672.14	44	150HDC100	283.94	35	450TW117	59.51	42
50PW100	1344.30	44	150HDC110	113.18	35	450TW117*	59.51	30
50PW150	2016.44	44	150HDC120	143.69	36	450TW150x45	800.12	41
60NE003	972.90	32	150HDC130	135.43	36	450TW150x90	884.74	42
60NE930	230.14	32	150HDC140	184.56	36	450TW205	151.38	39
63PW025	512.28	44	150HDC150	589.03	36	450TW225x45	1434.52	41
63PW050	1024.51	44	150HDC160	269.85	36	450TW225x90	1434.52	42
63PW100	2049.01	44	150HDC170	207.28	36	450TW300x45	1554.16	41
63PW150	3073.54	44	160D025	596.49	43	450TW375x45	2869.14	41
66NE300	2039.34	31	160D050	735.38	43	450TW450x45	2869.14	40
66NE314	2039.34	31	160D104	9.71	43	450TW450x90	2869.14	41
66NE315	2039.34	32	160D215	49.08	43	450TW561	1141.67	40
66NE316	2039.34	32	200HDC100	326.63	36	450TW563	1141.67	40
69NE300	2081.06	31	200HDC110	157.81	36	450TW566	1141.67	40
69NE314	2081.06	31	200HDC120	202.43	36	450TW567	1141.67	40
69NE315	2081.06	32	200HDC130	164.06	36	450TW750	165.31	42
69NE316	2081.06	32	200HDC140	202.51	36	500TW046	1711.74	38
80D025	130.98	43	200HDC150	1057.85	36	500TW056	1795.23	38
80D050	243.31	43	200HDC160	382.37	36	500TW066	1795.23	38
80D100	412.04	43	200HDC170	307.42	36	500TW076	1516.70	38
80D104	6.50	43	300HDC100	408.61	36	500TW086	1668.29	38
80D200	18.45	43	300HDC110	315.90	36	500TW096	1668.29	38
80D297	7.58	43	300HDC120	367.67	37	500TW099	976.20	40

Cat no	Price £ per piece	Page no	Cat no	Price £ per piece	Page no
500TW117	100.19	42	71902580	34.19	45
500TW117*	100.19	53	71902590	102.32	45
500TW117†	100.19	24	71903225	172.64	45
500TW150x45	1075.94	41	71903400	629.99	45
500TW150x90	1103.52	42	71903410	18.93	46
500TW205	233.88	39	71903420	4.73	46
500TW225x45	1613.91	41	71903460	9.49	46
500TW300x45	1763.34	41	71903500	99.21	45
500TW375x45	4004.80	41	71903570	54.39	45
500TW450x45	4004.80	41	71903580	54.39	45
500TW500x45	4064.60	40	71903590	212.23	45
500TW500x90	4064.60	41	71903700	282.51	45
500TW561	1566.11	40	71903725	104.52	45
500TW563	1566.11	40	ANG-BP	POA	51
500TW566	1566.11	40	ANG-IU	POA	51
500TW567	1566.11	40	ANG-PC	POA	51
500TW750	208.29	42	ANG-SP	POA	51
600TW046	2212.16	38	ANG-TA	POA	51
600TW056	2361.99	38	NE950	64.35	33
600TW066	2361.99	38	NE960	98.27	33
600TW073	1001.28	38	QBP01	166.04	52
600TW076	1953.73	38	QBP-160	31.96	52
600TW086	2202.09	38	QBP-225UR	93.45	52
600TW096	2202.09	38	QBP-300S	93.45	52
600TW099	993.22	40	QBP-300TW	93.45	52
600TW117	145.68	42	QBP-300UR	93.45	52
600TW117†	145.68	32	QBP-315	29.44	52
600TW150x45	1158.80	41	QBP-375TW	93.45	52
600TW150x90	1281.38	42	QBP-500S	93.45	52
600TW205	308.43	39	QBPCBP	54.52	52
600TW225x45	1850.68	42	QBPOBP	47.73	52
600TW300x45	4423.18	42	QBPSP	39.74	52
600TW375x45	4423.18	42	TMC1	227.29	55
600TW450x45	4423.18	42			
600TW500x45	4423.18	42			
600TW561	1805.18	40			
600TW563	1805.18	40			
600TW566	1805.18	40			
600TW567	1805.18	40			
600TW600x45	4423.18	40			
600TW600x90	4423.20	41			
600TW750	241.29	42			
612NE300	2122.62	31			
612NE314	2122.62	31			
612NE315	2122.62	32			
612NE316	2122.62	32			
71021050	1598.55	45			
71031050	2061.68	45			
71902400	504.00	45			
71902410	12.56	46			
71902420	3.18	46			
71902500	68.72	45			
71902515	108.64	45			
71902522	126.49	45			
71902525	59.34	45			
71902570	34.19	45			

Important notes

All purchases are subject to our standard terms and conditions of sale, available at www.wavin.co.uk/general-conditions or call for a copy.

Prices are subject to VAT at the current rate.

Wavin operates a programme of continuous product development, and therefore reserves the right to modify or amend the specification of their products without notice. All information in this publication is given in good faith, and believed to be correct at the time of going to press. However, no responsibility can be accepted for any errors, omissions or incorrect assumptions. Users should satisfy themselves that products are suitable for the purpose and application intended.

Quality assurance

Wavin manufacturing sites operate Environmental Management Systems which comply with the requirements of and are certified to EN ISO 14001:2015, Certificate No. 42231.

All Wavin products are manufactured under a quality management system which is approved to BS EN ISO 9001: 2015.

Orders and enquiries

Tel: 0800 038 0088

For further information on our product ranges, see the following:

Wavin website

www.wavin.co.uk is the place to find overview of our ranges, individual item information (such as photo, dimensions, etc), literature via our download centre, news and events, blogs, online calculation tools, links to 'How to Videos' and more.

Download centre on wavin.co.uk

Visit our website download centre for electronic copies of:

- ① Product, Design and Installation Guides
- ① Price list
- ① Safety sheets
- ① Quality certificates
- ① CAD files, etc.

'How to' Videos

To support the Osma and Wavin brands, there are a series of 'How to' videos to show how you can make light work of installation problems. They can be viewed at youtube.com/WavinUK



Wavin Knowledge Centre

Keep ahead of breaking news with a fresh and insightful look into the construction industry. Our aim is to keep you informed and up to date with the latest how-to guides, regulations, innovation and more. Visit blog.wavin.co.uk

Technical Tools

Register on myportal.wavin.co.uk for access to great tools to help you get the job done faster and with assured accuracy. Includes AquaCell Configurator, a Pipe Deformation tool and Inspection Chamber Selector.

Twitter Account

Join the conversation:



@WavinUK

Contact

Orders and enquiries:

0800 038 0088

Complex technical queries:


technical.design@wavin.co.uk

General enquires:

info@wavin.co.uk

Discover our broad portfolio at www.wavin.co.uk

- Water management
- Plumbing and heating
- Waste water drainage
- Water and gas distribution
- Datacom



Wavin Limited
Registered Office
Edlington Lane
Doncaster | DN12 1BY
Tel. 0800 038 0088
www.wavin.co.uk | info@wavin.co.uk

