




TOP)A)K)U)S)T)I)K) 

ARCHITECTURE + PERFORMANCE

## BEAUTY MEETS PERFORMANCE

When I walk into a room, the first thing I notice is its architecture – its dimensions, materials, surfaces. Then I notice its acoustics. I hear its sound quality and beauty.

Since 1991 we have been following our passion of giving all types of rooms on all five continents visual and acoustic beauty. We carefully coordinate refined design features in a room to produce the optimum design from an aesthetic and acoustic point of view. We use high quality materials for the ceiling and wall panels and produce them according to specific customer requirements. Filled with an inner passion and innovative ideas, our team – designers and wood engineers – create perfect solutions that are both artistic and pleasant to the ear.

Markus Exer, CEO




*New York Times Building, Auditorium, New York – USA*

Our cover picture shows the Times Center Auditorium of the New York Times Building, where world class lectures and performances are held. The renowned architect Renzo Piano, Paris/New York opted for the style of Topakustik 14/2 panels, with the grooves interrupted before the edges so as to frame each individual panel. The entire room is designed in a veneer made from a single American cherry tree.

## THE REFINED ACOUSTIC SYSTEM

TOP(A)K(U)S(T)I(K)<sup>®</sup>

Available in planks with a tongue and groove connection (plank width = 128 mm\*) for joint-free surface appearance or in panels (panel width = 300–1200 mm) for removable or fixed ceilings, walls or cabinet fronts.




## TECHNICAL INFORMATION

## PERFORATION AS REQUIRED

TOP(P)E(R)F(O)<sup>®</sup>

A wide range of perforations for wall and ceiling finishes. Conventional M-Perforation, discrete T-Perforation or micro perforations (Clou + Micro). Available in panels and planks.



The information in boxes is very important and should be read carefully !

\* 1 INCH = 25.4 mm e.g. 128 mm = 5.04"

◀ MS Microelectronics, Geneva

4 / 5	BASICS
6 / 7	MEDIUM-SIZED GROOVES
8 / 9	NARROW GROOVES
12 / 13	WIDE GROOVES
14 / 15	TOPAKUSTIK Special grooves
16 / 17	TOPAKUSTIK Easy

18 / 19	CORE MATERIAL
20 / 21	SURFACES + FINISHES
22 / 23	EDGES + DETAILS
24 / 25	MOUNTING


28 / 29	BASICS
30 / 31	TOPPERFO-T
32 / 33	TOPPERFO-M
34 / 35	TOPPERFO-Clou, -Micro
36	TOPPERFO Special
37	TOPPERFO Planks

38 / 39	SIXTY-SYSTEM (2x2 PANELS)
40 / 41	CABINETS FRONTS + DOORS
44	SHAPES
45	GYMNASIA, SWIMMING POOLS
46 / 47	N'H QUALITY + REFERENCES
48 / 49	SALES + SERVICE

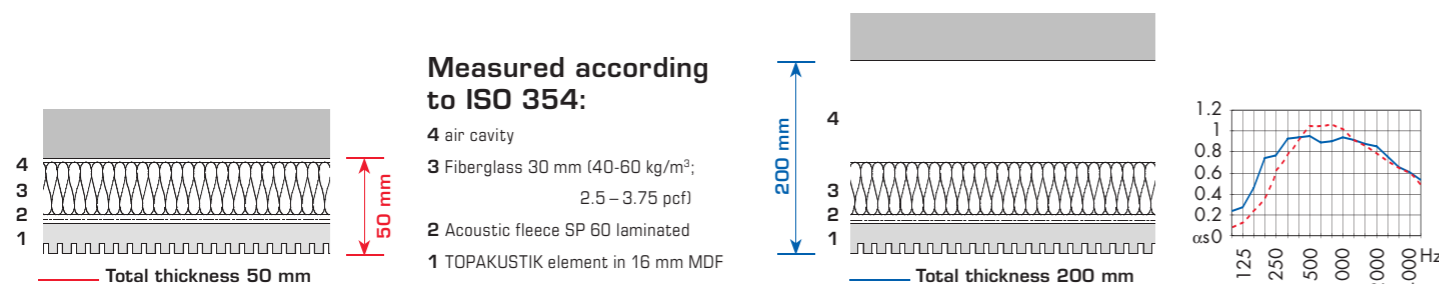
# TOP(A)K(U)S(T)I(K)<sup>®</sup>

The refined acoustic system for wall and ceiling finishes. Many different groove patterns are available. Narrow spaced grooves appear as a textured surface (4/4, 5/3, 6/2, 9/2) – wider spaced grooves can be seen individually by the eyes (12/4, 13/3, 14/2, 28/4). Thanks to the rear perforation pattern, the core panel remains structurally intact allowing for cutouts (programmed or field performed) to address penetrations required for lighting, HVAC and sprinkler systems.

Please note: Walls finished with lighter veneers (maple, birch) or lighter paint (white) can have a visually disturbing effect (flickering-Moiré Pattern) from the light to dark contrast from the face surface to the grooves. In these areas we recommend using the TOPAKUSTIK designs with 2 mm wide groove e.g. type 9/2 or 14/2 and/or using darker veneers or darker paint colors to minimize this effect.



## THE ACOUSTIC SYSTEM



All TOPAKUSTIK types are available with M and T perforations on the rear. This makes it possible for acousticians to match the TOPAKUSTIK surface treatment with the required absorption. The absorption coefficients stated in this brochure were measured according to the ISO 354 standard and are set up as described above. Additional absorption coefficients with other cavity depths and other porous materials in the air cavity (e.g. only fleece, melamine resin foam, etc.) are listed in the TOPAKUSTIK / TOPPERFO sound absorption document.

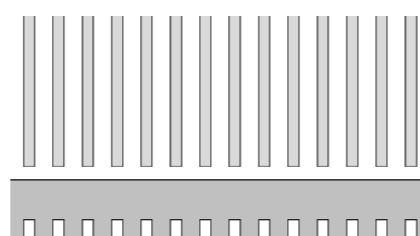
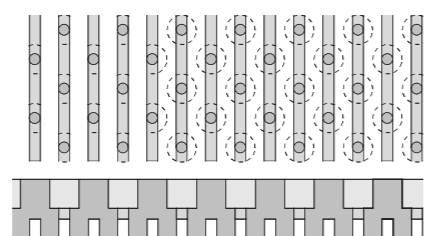
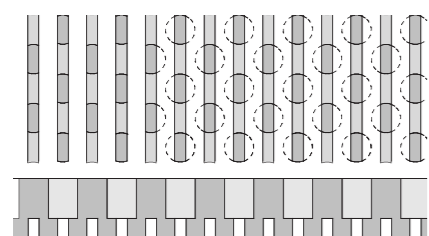
**M-Perforation:** For absorption in the medium to high frequency range. TOPAKUSTIK products with M-Perforation are suited for applications in which the reverberation time is to be lowered across a broad frequency band.

The sound absorption of our products is measured in a reverberation room in accordance with DIN ISO 354:1985. This provides the  $\alpha_s$  (alpha) values either listed in tabular form or plotted on a chart. You can find such charts in the descriptions of the individual products. The  $\alpha_w$  value given in the table is the weighted sound absorption level that is calculated using a standardized method. The classification into Euroclasses A, B, C, D and E is calculated and derived from the  $\alpha_w$  value (A = highest absorption capacity). The NRC (noise reduction coefficient) is the value specified according to the US standard. Behind each  $\alpha_w$  value are the letters L, M and/or H to indicate if the sound absorption of the product is greater than 0.25 in a specific frequency range. L is for low or 250 Hz, M is for mid or 500 or 1000 Hz, and H is for high or 2000 or 4000 Hz.


$\alpha_w$	Euro	NRC
0,80 M	B	0,88
0,75 M	C	0,87

**T-Perforation:** For absorption in the low to medium frequency range. The high absorption in the low-frequency range is based on the combination of small holes on the visible side and larger holes on the rear.

**Reflectors:** TOPAKUSTIK products can also be used as reflectors by eliminating the perforations on the rear surface. The absorption figures are then equivalent to those of a standard reflecting panel.




## DIMENSIONS AND MATERIALS



### Planks

Thanks to the precise tongue and groove connection, planks result in an attractive surface with a joint-free appearance, because the connecting joint matches the dimension of the grooves. The planks permit simple and flexible assembly. They can be installed by stapling to a timber batten or clamping to a T-bar with TOPAKUSTIK clips. (Assembly p. 24)

Fire category B2 (CH 4.3)			Fire category B1 (CH 5.3)			Fire category A2 (CH 6q.3)	
Paint 16 mm	Wood Veneer 17 mm	Melamine 16 mm	Paint 16 mm	Wood Veneer 17 mm	Melamine 16 mm	Paint 16 mm	Wood Veneer 17 mm
ideal: in mm	ideal: in mm	ideal: in mm	ideal: in mm	ideal: in mm	ideal: in mm	ideal: in mm	ideal: in mm
2780 x 128	2780 x 128	2780 x 128	2780 x 128	2780 x 128	2780 x 128		
3640 x 128	3640 x 128					3080 x 128	3080 x 128
4080 x 128	4080 x 128	4080 x 128	4080 x 128	4080 x 128	4080 x 128		



### Panels

Panels are used for removable or fixed ceilings and walls with visible joints. Panels can be provided with a number of different edges (p. 22) and are also suited for cabinet fronts and room dividers.

Fire category B2 (CH 4.3)			Fire category B1 (CH 5.3)			Fire category A2 (CH 6q.3)	
Paint 16 mm	Wood Veneer 17 mm	Melamine 16 mm	Paint 16 mm	Wood Veneer 17 mm	Melamine 16 mm	Paint 16 mm	Wood Veneer 17 mm
max. in mm	max. in mm	max. in mm	max. in mm	max. in mm	max. in mm	max. in mm	max. in mm
3640 x 1216	3640 x 1216	3640 x 1216	3640 x 1216	3640 x 1216	3640 x 1216	3080 x 1216	3080 x 1216
ideal: in mm	ideal: in mm	ideal: in mm	ideal: in mm	ideal: in mm	ideal: in mm	ideal: in mm	ideal: in mm
2040 x 992 / 640	2040 x 992 / 640	2040 x 992	2040 x 992	2040 x 992	2040 x 992	1540 x 608	1540 x 608
2780 x 992 / 640	2780 x 992 / 640	2780 x 992	2780 x 992	2780 x 992	2780 x 992	3080 x 608	3080 x 608
3640 x 640	3640 x 640						

ideal = means optimal use of MDF core – custom lengths are also available  
 B2/B1/A2 Fire category Page 18/19  
 Page 20/21

Date 1/2009 – please check the current dimensions on [www.topakustik.ch](http://www.topakustik.ch)



### Interrupted grooves:

With panels, the grooves can be interrupted. The distance can be chosen as required.

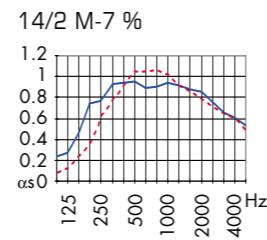

# MEDIUM-SIZED GROOVING

CENTER-TO-CENTER DISTANCE = 16 mm

The most popular TOPAKUSTIK types. High sound absorption combined with easy assembly. The grooving is visible even from a long distance.

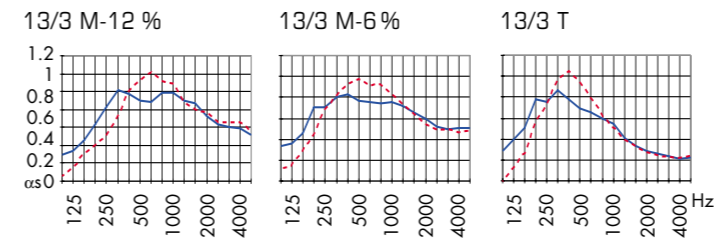
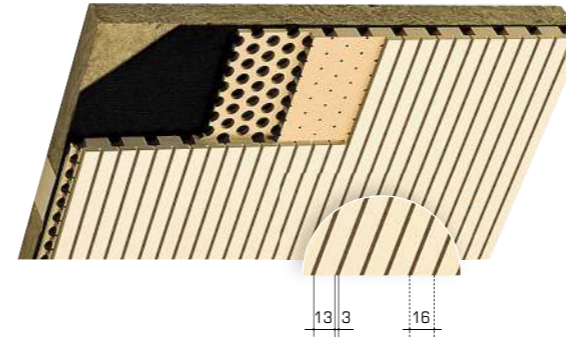
See page 5 for dimensions and materials.

Type 14/2 M



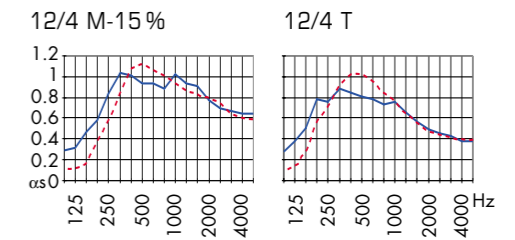
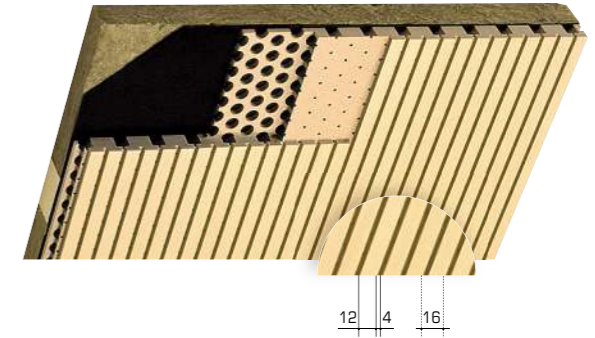
alpha_w	Euro	NRC
0,80 M	B	0,88
0,75 M	C	0,87

Type 13/3 M or T



alpha_w	Euro	NRC	alpha_w	Euro	NRC	alpha_w	Euro	NRC
0,75 L	C	0,86	0,65 L	C	0,71	0,35 LM	D	0,57
0,75 M	C	0,88	0,60 LM	C	0,76	0,35 LM	D	0,62


Type 12/4 M or T



alpha_w	Euro	NRC	alpha_w	Euro	NRC
0,80 M	B	0,86	0,63 L	C	0,71
0,80	B	0,89	0,57 LM	C	0,74

TOTAL THICKNESS  
 ——— 200MM  
 - - - - 50MM  
 More information Page 4

1 ST Microelectronics, Grenoble FR 2 Gasser Felstechnik AG, Lungern 3 Gerhard Schubert GmbH, Crailsheim DE 4 Haba Habermaas, Bad Rodach DE



# NARROW GROOVING

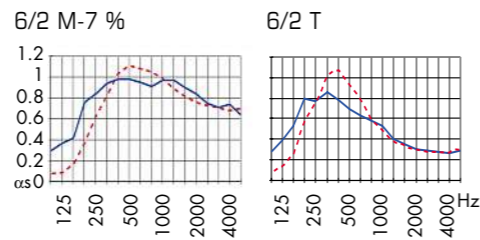

CENTER-TO-CENTER DISTANCE = 8 mm or 10.66 mm

This grooving is less «visible» as the interaction of light and shadow occurs regularly due to the close spacing of the grooves, thus creating a 2-dimensional effect. The narrow grooves require perfect assembly, as even the smallest differences in the surface are visible.

Type 5/3: for wall finishes in heavy traffic areas, we recommend TOPAKUSTIK elements with wider spaced grooves.

See page 5 for dimensions and materials.

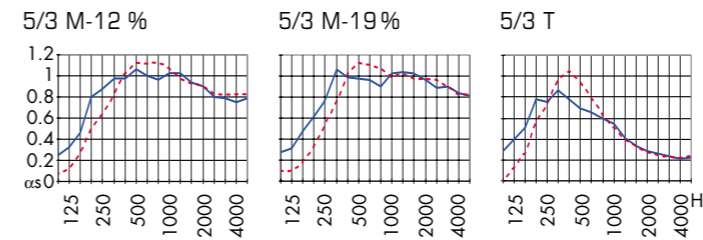

## Type 6/2 M or T



TOTAL THICKNESS			TOTAL THICKNESS		
αw	Euro	NRC	αw	Euro	NRC
0,85 M	B	0,91	0,40 LM	D	0,57
0,80 M	B	0,86	0,40 LM	D	0,62

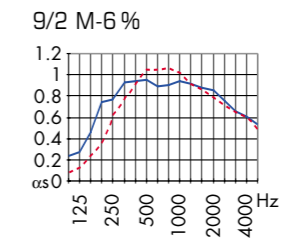
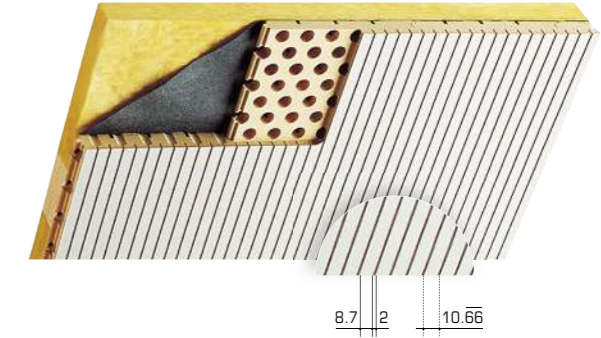
More information Page 4

## Type 5/3 M or T




αw	Euro	NRC	αw	Euro	NRC	αw	Euro	NRC
0,90 L	A	0,89	1,00	A	0,93	0,45 LM	D	0,62
0,85 M	B	0,89	0,85 M	B	0,91	0,45 LM	D	0,65

## Type 9/2 M



αw	Euro	NRC
0,75 L	C	0,82
0,75 M	C	0,85

5 Athens Concert Hall, Athen GR 6 Hauptstadtrepräsentation, Berlin DE 7 Augenärzteezentrum Trotte, Sursee 8 Grossratsgebäude, Aarau



## FROM CONCEPT TO COMPLETION

Lime green or lemon yellow, warm bamboo or a cool maple, add to this layers of depth and design transition and your room becomes a work of art. We produce to exacting specifications, with both precision and thoughtfulness, whether tasked to achieve standard solutions or the most custom. Our design engineers and expert craftsmen are ready to meet virtually any requirement, and we would be honored to help bring your concept to masterful completion.



*Domsingschule, Stuttgart – Germany*

The Domsingschule Stuttgart was designed by the firm «no where architekten stuttgart». The wall panels in the large choir hall were made from TOPAKUSTIK 6/2 panels with bamboo veneer. The different panel heights are broken up by striking joints and give the walls a horizontal structure. The panels follow the contour of the bare brickwork in places, creating rounded wall corners.



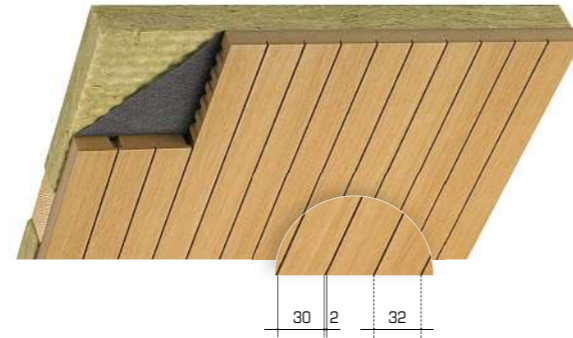
# WIDE GROOVING

CENTER-TO-CENTER DISTANCE = 32 mm

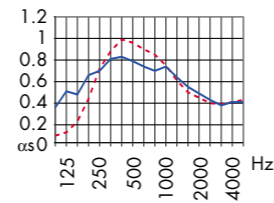
These grooves are the ideal solution for standard absorption requirements. As with all center-to-center distances, the «wide» grooving also comes with grooves of 2 mm, 3 mm and 4 mm.

See Page 5 for dimensions and materials.

## Type 30/2 M



30/2 M-3,5%



TOTAL THICKNESS

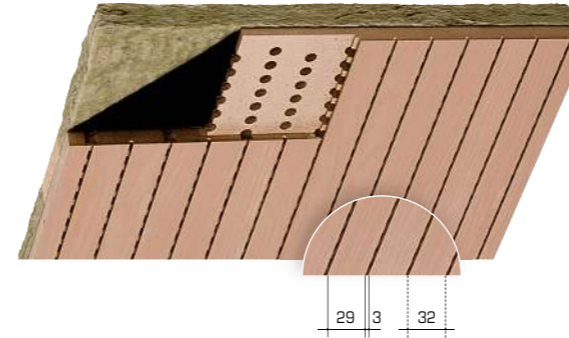
— 200 MM

- - - 50 MM

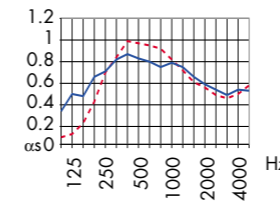
More information Page 4

αw	Euro	NRC
0,55 LM	D	0,68
0,50 LM	D	0,72

## Type 29/3 M




29/3 M-6%

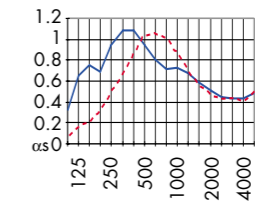


αw	Euro	NRC
0,65 L	C	0,73
0,60 LM	C	0,76

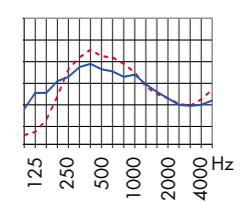
## Type 28/4 M or T



28/4 M-7,5%



28/4 T




αw	Euro	NRC
0,55 LM	D	0,78
0,55 M	D	0,72

αw	Euro	NRC
0,25 LM	E	0,41
0,25 LM	E	0,47

9 Gemeindefhaus, Wollerau 10 Spital Léon Bérard, Lyon FR 11 Riedveld Academy, Amsterdam NL



9



10



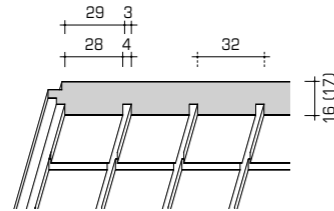

11



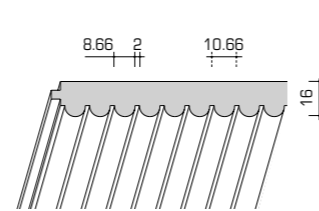

# SPECIAL GROOVES

Longitudinal and transverse grooves (Caro), or semicircular grooves (9/2 HR), or customized grooving – there are a multitude of possibilities. In the university library at Dresden University (photograph below), the grooving is irregular and therefore meant to represent a visual continuation of the books that are on the shelves below.

Caro



9/2 HR



Caro 29/3 M	α w	Euro	NRC
200 mm	0,85	B	0,84
50 mm	0,80 M	B	0,85

9/2 HR	α w	Euro	NRC
200 mm	0,75 L	C	0,82
50 mm	0,75 M	C	0,85

Surface:	(only paint)	(only paint)
Grooving:	28/4 M + 29/3 M	9/2 HR
Fire category core panel:	B2 + B1	B2 + B1
Formats/Dimensions:	Panels max. 3640 x 1250 mm	Planks max. 4080 x 128 mm

12 Theater Agora, Lelystad NL 13 Sächsische Landesbibliothek, Dresden DE 14 Kinderheim, Wolhusen



# TOPAKUSTIK- Aria

The perforation is barely visible thanks to the deep grooving and the black MDF board on the back. The grooves create the effect of individual bars. If designed with a top layer made of solid spruce wood, the product can be promoted as no added Formaldehyde.

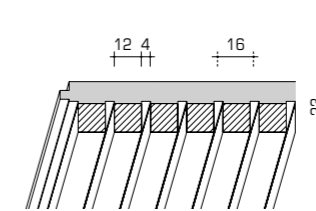

12/4 M 7,5%	α w	Euro	NRC
200 mm	0,75 L	C	0,78
50 mm	0,65 M	C	0,77

28/4 M	α w	Euro	NRC
200 mm	0,55 LM	D	0,78
50 mm	0,55 M	D	0,72

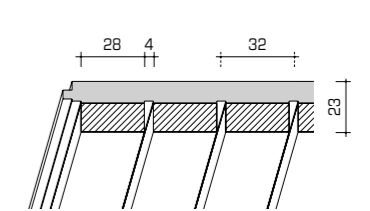
Surface:	Spruce Hardwood	White Fir, Finger-jointed
Grooving:	12/4 M + 28/4 M	12/4 M + 28/4 M
Fire category core panel:	B2	B2
Formats/Dimensions:	4980 x 128 mm	4980 x 128 mm

Further Designs on Request.

Aria 12/4 M



Aria 28/4 M

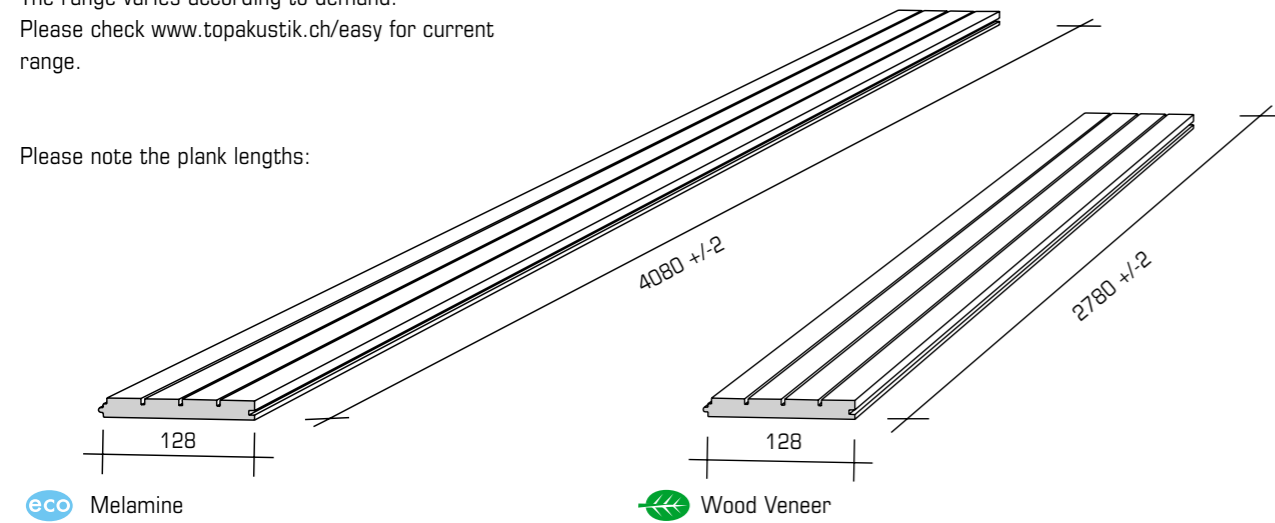


# TOP(A)K(U)S(T)I(K)<sup>®</sup> Easy

The fast delivery range from TOPAKUSTIK Delivery from the factory within 5 working days (versions painted to a RAL or NCS colour specification available on request).

The range varies according to demand. Please check [www.topakustik.ch/easy](http://www.topakustik.ch/easy) for current range.

Please note the plank lengths:



eco Melamine

Paint

eco Wood Veneer

## Type 14/2 M-7%



eco Beech 3589G  
B1 length 4080 mm  
B2 length 4080 mm

eco Beech veneer  
B2 length 2780 mm



eco Maple 3590G  
B1 length 4080 mm  
B2 length 4080 mm

eco Maple veneer  
B2 length 2780 mm



Paint Ral 9010  
B1 length 4080 mm  
B2 length 4080 mm



Paint of Choice  
B1 length 4080 mm  
B2 length 4080 mm

## Type 29/3 M-6%



eco Beech 3589G  
B2 length 4080 mm



eco Maple 3590G  
B2 length 4080 mm




Paint Ral 9010  
B2 length 4080 mm



Paint of Choice  
B2 length 4080 mm

15 Restaurant Metzgern, Sarnen 16 Gemeindehaus, Wollerau 17 Kirche St. Valentin, Limbach DE






## MEDIUM DENSITY FIBERBOARD (MDF)

TOPAKUSTIK and TOPPERFO products are manufactured from medium density fiberboard (MDF) as a standard. Thanks to the homogeneous structure, MDF is well suited for this application. MDF panels are produced from soft and hard wood fibers with added binding agents. Only panels meeting the international emission values E1 are processed. Panels are also available in No added Formaldehyde and FSC certified upon request.

### OVERVIEW OF RAW MDF

Core Material designation	Fire category					Maximum expansion due to humidity increase for 1000 mm length in air conditioning
	DIN (CH)	EN 13501-1				
MDF E1-B2 Standard	B2 (4.3)	C-s1,d0	+	+	+	0.8 mm/1 m = 0.8 %
MDF E1-B1 fire retardant	B1 (5.3)	B-s1,d0	+	+	+	1 mm/1 m = 1 %
MDF EO-B2 no added formaldehyde	B2 (4.3)	C-s1,d0	+	+		0.8 mm/1m = 0.8 %
MDF EO-B2 FSC	B2 (4.3)	C-s1,d0	+	+		0.8 mm/1m = 0.8 %
MDF E1 moisture resistant V313	B2 (4.3)	C-s1,d0	+	+		1 mm/1m = 1 %
MDF E1/EO black, red, yellow...	B2 (4.3)	C-s1,d0	+	+		0.8 mm/1m = 0.8 %

### FIRE STABILITY ACCORDING TO EUROCLASS EN 13501-1



TOPAKUSTIK and TOPPERFO have successfully passed extensive tests in accordance with Euroclass EN 13501-1 and are classified as follows in the flame-retardant specification: **B-S2,d0**

CH	DIN	EN
6.3	A1	A1-S1, d0
6.q3	A2	A2-S1, d0
5.3	B1	B-S2, d0
4.3	B2	C-S2, d0

as an indication

#### This code comprises the following value:

- B barely flammable or only to a minor extent
- S2 little or insignificant smoke emission
- d0 no flammable particles or drops in the event of a fire

#### The system is broken down into the following categories:

- A1 no contribution to the spread of fire
- A2 no significant contribution to the spread of fire
- B little or no contribution to the spread of fire
- C limited contribution to the spread of fire
- D contributor to the spread of fire
- E major contributor to the spread of fire

### FOR EXAMPLE: BLACK MDF



Black or colored MDF core boards offer many interesting possibilities. They contrast well with both painted and wood veneer TOPAKUSTIK planks or panels.

When the core is the finish: All of the core panels are industrially manufactured. Color differences, even within one production batch, cannot be avoided. The application of a topcoat can make these differences even more apparent.



## SPECIAL CORE PANELS

TOPAKUSTIK and TOPPERFO can also be manufactured from other standard core panels.

These can be broken down according to requirements with regard to

- Behavior in fire
- Appearance, e.g. special surface or panel design
- Special properties with regard to stability or moisture

### OVERVIEW OF SPECIAL CORE PANELS

Core Material designation	Fire category DIN (CH)	Suitable for humid rooms				Basic sizes of core materials	Maximum expansion due to humidity increase for 1000 mm length in air conditioning
Cement	A2 (6.q3)	+	-		-	2600/3100 x 1250	0.8 mm/1m = 0.8 %
Particle board	B2 (4.3)	-				DIV	0.8 mm/1m = 0.8 %
Flakeboard OSB	B2 (4.3)	~	-		-	DIV	0.8 mm/1m = 0.8 %
Forex	B1 (5.3)	+	-		-	3050 x 1220	
Plywood	B2 (4.3)	~	+		-	DIV	0.8 mm/1m = 0.8 %
Blockboard	B2 (4.3)	~	-	~	-	DIV	


Legend:  
 - unsuited  
 + well suited  
 upon request  
 ~ conditionally suited, take differences in color in untreated panels into account  
 DIV various further formats, please inquire.

Explanations:  
 Wood veneer p. 20  
 Paint p.21  
 Melamine p.21

## RESA'P®

RESAP® is a non-flammable panel (A1 – CH: 6q.3) made from natural gypsum and recycled cellulose fibres.

RESAP® is a registered trade mark of n'H Akustik + Design AG

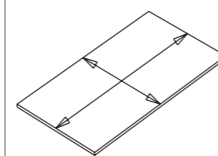


Painted panels: homogenous design – surface and edges can be finished for seamless transition. The RESAP-Plus version is recommended for a largely non-porous coat of paint.



Veneered panels: The light-brown/beige coloring of the panel is visible in the grooves or perforations and in combination with oak, beech or light veneers gives a high-quality appearance.

### EXPANSION AND CONTRACTION OF THE CORE MATERIALS:



Wooden materials are hygroscopic and have a balancing effect on the relative humidity of the room. Changing room humidity also causes the shrinkage and expansion of wooden materials. In air conditioned rooms the panel and plank dimensions can change by +/- 1 mm per 1000 mm. In non air conditioned rooms this can increase to +/- 2mm per 1000 mm. Therefore panels and planks should be separated with joints of 3mm to 6mm depending on their size.

The installation should only be done when the normal operating humidity and temperature conditions are in place. After delivery and unloading the plastic transport covering should be removed and the panels or planks left to acclimatize for 3-4 days prior to starting installation.



## WOOD VENEERED SURFACES:

The TOPAKUSTIK products are veneered in all customary types of wood. The veneers are processed for each order in order to obtain the most even appearance possible for color and pattern. Further, the veneer appearance is influenced by the cut and the composition of the veneers. For example, TOPAKUSTIK planks are, as a rule, provided with the straightest and plainest rift veneers possible. For TOPAKUSTIK and TOPPERFO panels, patterned veneers will be cut to match the width of the panels. Since wood is a natural product, the matching of the veneer must be done in connection with each individual order.

### Different lengths of planks and panels:

The choice of the veneers is tailored to the length of the plank or panel. Different veneers may be used for various lengths. If the entire project needs to be manufactured using the same veneer, that needs to be specified as a condition.

### If quarter cut veneers are used for panels, the following must be noted:

*Book matched quarter cut veneers:* balanced transitions of color, but may reflect light differently from neighboring bands of veneer leaf. This may result in a noticeable color variation (light-dark stripe effect) in some species or fitches.  
*Joined quarter cut veneers:* transitions of color not balanced, but no light-dark stripe effect from varying reflection of light.

### VARNISH:

A high quality, clear, flat varnish is provided on all orders unless otherwise specified. Light kinds of wood such as maple or birch are varnished with a slight lightening effect as a matter of principle.

NAM = natural, gloss varnish                      GB = Stained  
 AUM = lightening, gloss varnish                      UNB = Raw/Unfinished

### WOOD SPECIES:


The illustrations below show types of wood frequently used for ceiling and wall coatings. The lengths stated show you limitations with regard to the maximum lengths. Ideal lengths (with regard to a wider selection of veneers) are shorter as a matter of principle. The illustrations cannot act as a reference, either for the colour or for the patterning.



Beech steamed up to 4080 mm



Maple europ. up to 4080 mm americ. up to 4080 mm




Oak up to 4080 mm




Birch sliced up to 4080 mm peeled up to 3000 mm



Cherry europ. up to 2780 mm americ. up to 4080 mm



Nut Tree/Walnut europ. up to 2780 mm americ. up to 4080 mm



Wenge up to 2780 mm

... and many other types of wood

You can use our configurator to choose your veneer and perforation. The effect can be seen immediately.


See [www.topakustik.com](http://www.topakustik.com)



## PAINT SURFACES

Matching is available for any manufacturer's color specification (RAL / NCS / ...). The application is done with the latest generation spray robotics, providing a guaranteed even application. Due to the grooves and bores of the products, the color appearance is different from that on smooth surfaces. If TOPAKUSTIK products are finished by the client, please remember that an even paint application, even in the grooves, is absolutely necessary for a good final result.

WEM = white matte finish (Standard = RAL 9010)  
 FAM = colored matte finish  
 UNB = untreated




The advantage of painted surfaces is that the grooves are also the same color.



White coating in MDF-eco melamine gives the grooves greater prominence.

Recommendation:  
 For wall applications, we recommend that colored paints be covered with a protective, clear, flat varnish to increase their resistance to scratching.



## MELAMINE (eco)

TOPAKUSTIK and TOPPERFO products are also available in four attractive melamine coatings. All the necessary information can be found in the dimension tables of the various TOPAKUSTIK and TOPPERFO types.



**eco plus collection:** Further melamine finishes for quantities above 150 m<sup>2</sup> upon request.

**HPL coating:** All customary HPL laminate coatings are possible. Contact the factory for details.


### OUR eco STOCK ASSORTMENT:



Maple 3590 G 4100/5600 x 2070 mm



Beech 3589 G 4100/5600 x 2070 mm

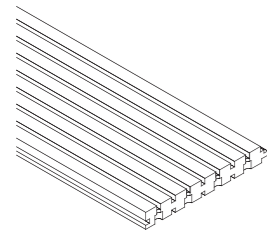


white 151 G 4100/5600 x 2070 mm



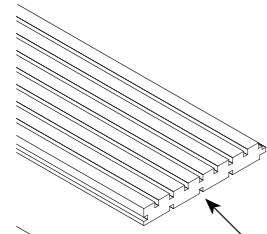
Silver/Alu 6265 4100 x 1240 mm

## EDGES

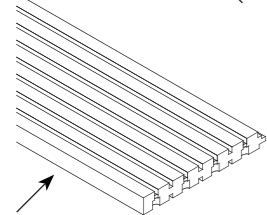


TOPAKUSTIK-planks edge details:

Longitudinal edges with tongue and groove  
 If requested with groove for fitting with mounting clip.  
 Transverse edges are cut cleanly and at a 90 degree angle. When planks of multiple lengths are requested, the perforations are visible on the front edge.



If requested, perforations on the transverse edges are set back. Edge varnished.  
 The rear stress relief grooves are necessary for stability and are visible.



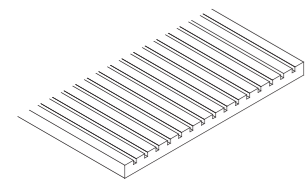
If requested, the first and last plank may have a visible edge without tongue or groove.  
 It may also be veneered or painted.

### Product tolerances

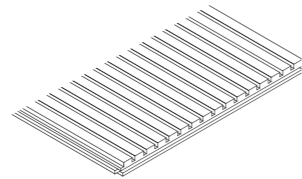
Planks: the front edges of TOPAKUSTIK planks are supplied with a clean 90 degree angle cut as a standard. The length tolerance amounts to +/- 2 mm. If requested, the planks can be supplied to a «fixed» dimension with a reduced tolerance of approx. +/- 0.25 mm per m<sup>1</sup>. This is only recommended for lengths shorter than 2 m because of the potential for greater expansion and contraction of core materials.

Panels: TOPAKUSTIK panels are produced on computer controlled machinery with tolerances of +/- 0.25 mm per m<sup>1</sup>. TOPAKUSTIK products are delivered with small tolerances as above. By grooving and perforating, the surface area is increased by a factor of two or three, depending on the design. Therefore TOPAKUSTIK products can react quickly to varying humidity and temperature conditions. Size differences can occur before installation caused by expansion and contraction of core materials during storage and acclimatization. (> page 19)

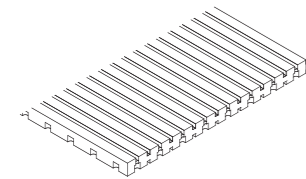
TOPAKUSTIK-Panels edge details:



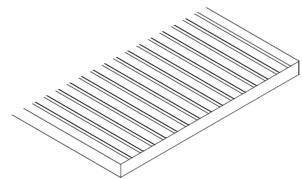
Visible edge, perforation set back  
 (Edge finished in colored paint version!)



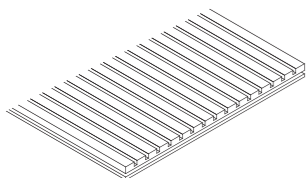
4 mm tongue or groove joint



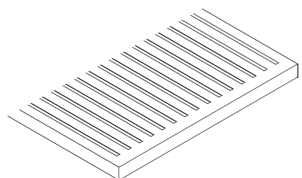
For blind edges, perforations are visible



Veneer edge 0.6 mm

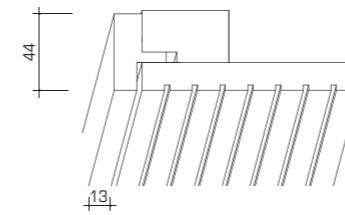


Female rabbet joint 4 mm deep for a spline joint

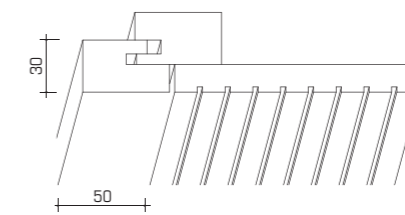


Groove interrupted at edge

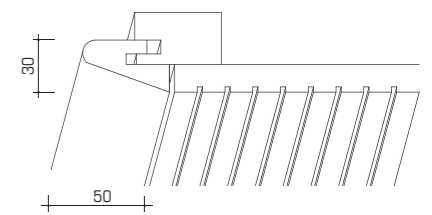
## CEILING FINISHES FOR PLANKS + PANELS



Edge Molding Type 1

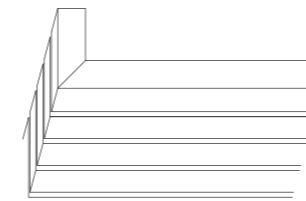


Edge Molding Type 2

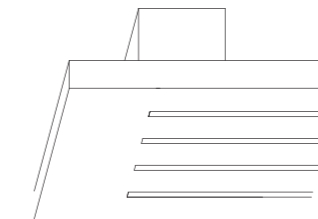


Edge Molding Type 3

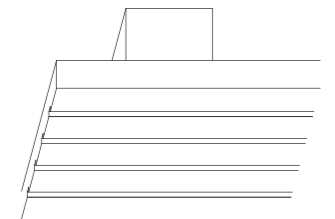
## CEILING FINISHES FOR PANELS



Mitre Type 10



Visible Edge with Grooves set back Type 11



Visible Edge with continuous grooves Type 12

## CUTOUTS



On site or factory cut



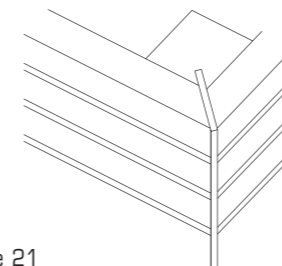
Produced with interrupted grooves



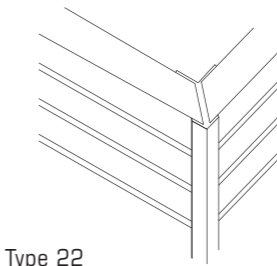
Inserts for planks  
 128/256/384 mm

TECHNIC

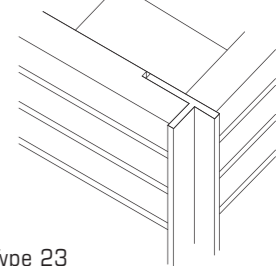
## WALL CORNERS AND TERMINATIONS



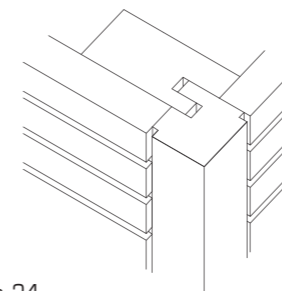
Type 21



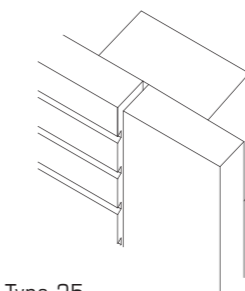
Type 22



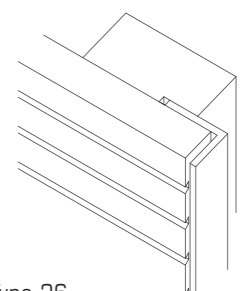
Type 23



Type 24



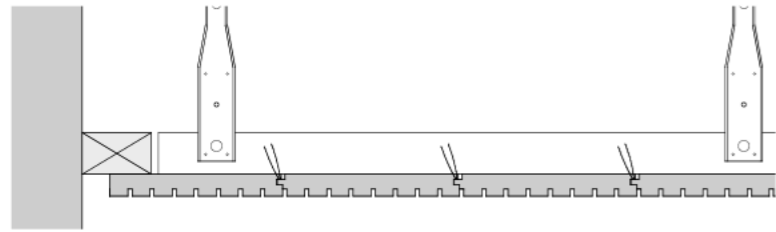
Type 25



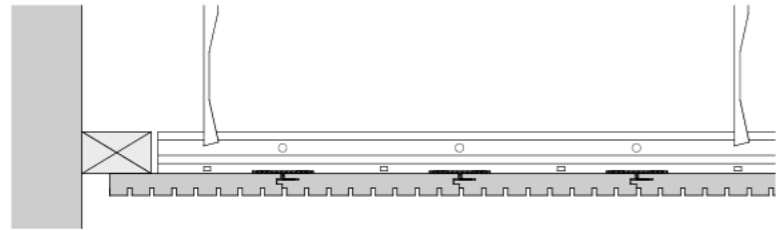
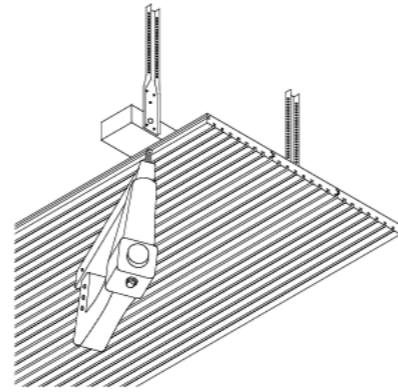
Type 26

## MOUNTING OF TOPAKUSTIK PLANKS

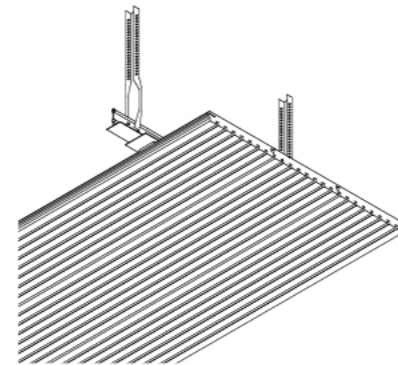
(For more information consult the TOPAKUSTIK installation manual)



**Mounting on wooden Battens:** The TOPAKUSTIK planks are installed like conventional tongue and groove planks. It is important that compressed air pressure used for the nailing or stapling gun is set precisely, so the staples do not protrude in the groove or penetrate too deeply.

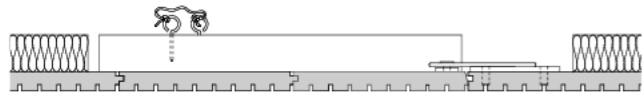


**Mounting on Metal Ceiling Grids:** The TOPAKUSTIK plank is fitted to the suspended T-bar rail with special «twist on» mounting clips. This form of assembly is ideal for non-flammable ceiling finishes.

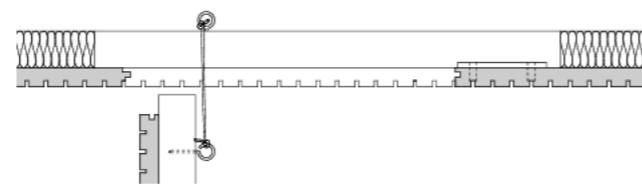


## ACCESS PANEL

closed:



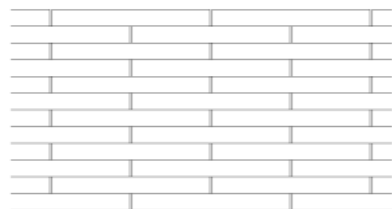
open:




## LAYOUT

**Offset joints:** The installation with offset joints permits a slight material expansion without it becoming visible. In combination with joint widths of about 3 mm, a clear and tidy joint appearance results.


English



Serrated

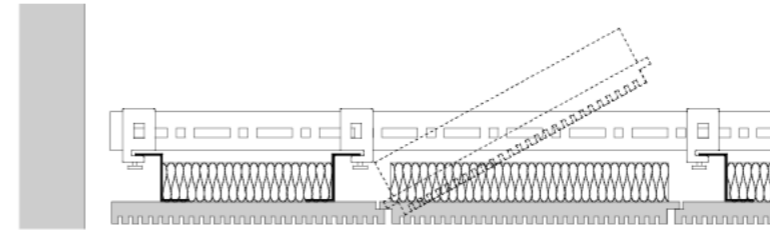


Random

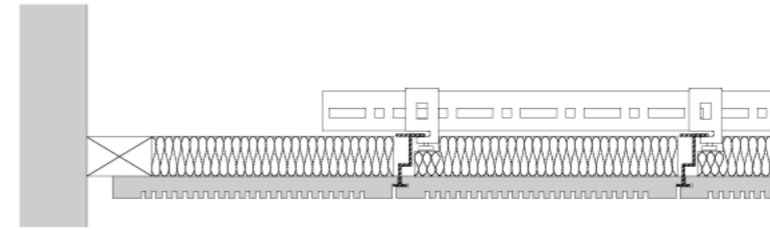
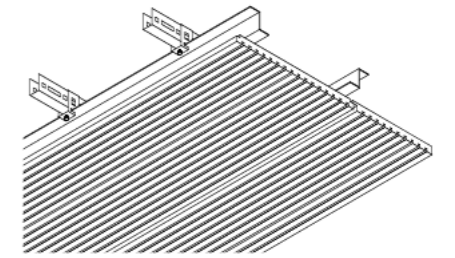


## MOUNTING OF TOPAKUSTIK-PANELS

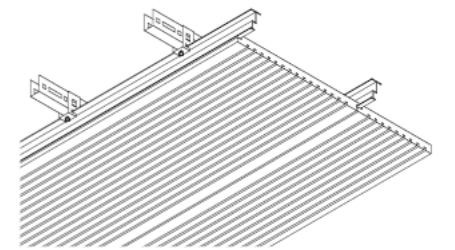
(For more information consult the TOPAKUSTIK installation manual)



**Z-System:** Every other panel is inserted and can easily be removed by lifting. This system is suitable for all ceilings. Recommended maximum panel width = 640 mm



**G-System:** Each panel is easy to remove by lifting. Recommended maximum panel width = 500 mm



### Order our installation manual

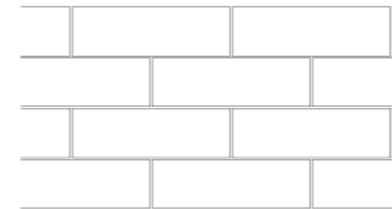
- Detailed information about our assembly systems
- Important instructions on acclimatization, expansion and contraction of elements.

Please do not hesitate to contact us to inquire about special assembly solutions.

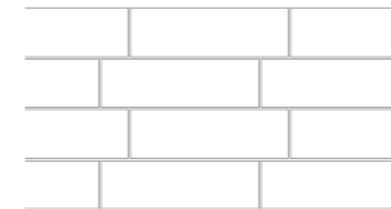
## LAYOUT

**Offset joints:** The installation with offset joints permits a slight material expansion without it becoming visible. In combination with joint widths of about 3 mm, a clear and tidy joint appearance results.

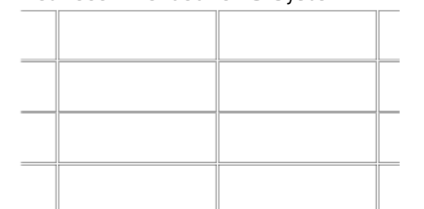
English



Serrated



Parallel –  
Not recommended for G-System



## GRAPHIC

Expand the visual impact while maintaining the acoustical impact. CNC capabilities open the door to a myriad of design motifs, limited only by the imagination. Planning and designing special buildings requires close collaboration between the architect, installer and manufacturer. As one of the links in this chain, we do our utmost to ensure that our work stands out for its quality and service.




*Golfclub Lake Sempach, Lucerne – Switzerland*

The ceiling and wall panels give the golf club restaurant a certain uniqueness. The interior design was done by the architect's office Joseph Smolenicky, Zurich. In particular the dimmable background lighting emphasizes the decorative effect of the elements with a floral pattern.

# TOP)P)E)R)F)O)®

TOPPERFO are perforated acoustic panels tailor made specifically for each project. Various panel sizes and hole diameters are available for selection. TOPPERFO-T and TOPPERFO-Clou, developed by n'H, are discrete in their appearance and simultaneously very effective in sound absorption thanks to the small hole diameters. TOPPERFO panels can be provided with various edge designs.



Large perforation diameters may be problematic due to the strong light and dark contrast > risk of flickering!  
Recommendation: use fine perforations for wall panels (TOPPERFO-T).


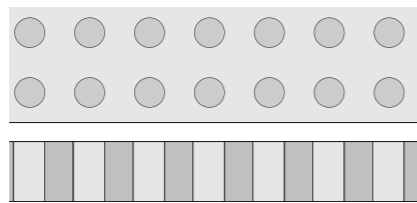
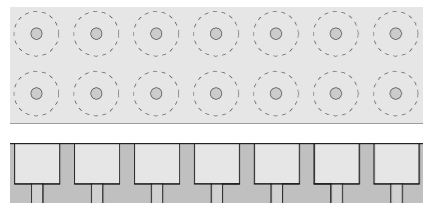
## THE ACOUSTIC SYSTEM

All TOPPERFO types are available with M and T perforations on the rear. This makes it possible for acousticians to match the TOPPERFO surface treatment with the required absorption. The absorption coefficients stated in this brochure were measured according to the ISO 354 standard as described previously. Additional absorption coefficients with other porous materials in the air cavity (e.g. only fleece, melamine resin foam, fiber-glass, etc.) are listed in the TOPAKUSTIK/TOPPERFO sound absorption document.

**T-Perforation:** For absorption in the low to medium frequency range. The absorption in the low-frequency range is based on the combination of small diameter holes on the visible side and larger diameter holes on the rear. The small perforations present an aesthetic surface suited for wall finishes.

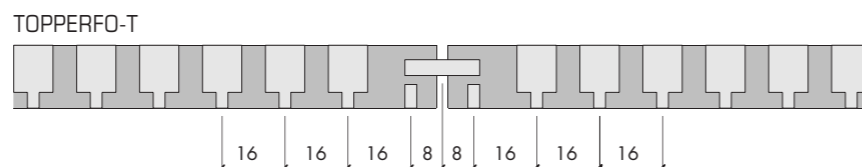
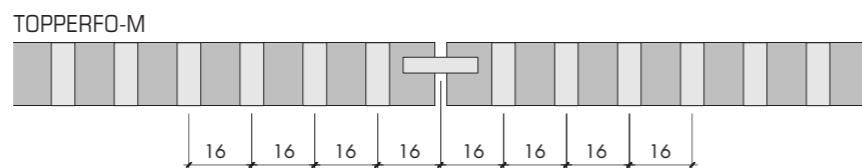
**M-Perforation:** For absorption in the medium to high frequency range. The absorption depends on the percentage open area, the depth of the rear air cavity between the acoustic elements and the ceiling or wall and the porous absorption in the cavity.

**Reflector:** TOPPERFO products can also be used as reflectors by eliminating the perforations on the rear surface. The absorption figures are then equivalent to those of a standard reflecting panel.



### Perforation dimensions and possibilities

To obtain a uniform distance of 16 mm or 20 mm between perforations and between the last perforation and the edge of the panel, the center-to-center mounting grid dimension (including a joint separation of at least 3 mm for thermal expansion) must be divisible by 16 mm or 20 mm.



## DIMENSIONS AND MATERIALS



PANELS (Planks see page 37)

Core panel	Fire category B2 (CH 4.3)			Fire category B1 (CH 5.3)			Fire category A2 (CH 6q.3)		
	Surface/ Thickness	Paint 16 mm	Wood Veneer 17 mm	Melamine 16 mm	Paint 16 mm	Wood Veneer 17 mm	Melamine 16 mm	Paint 16 mm	Wood Veneer 17 mm
Panels	max. in mm	3648 x 1216	3648 x 1216	3648 x 1216	3648 x 1216	3648 x 1216	3648 x 1216	3080 x 1216	3080 x 1216
	ideal: in mm	2032 x 992	2032 x 992	2032 x 992	2032 x 992	2032 x 992	2032 x 992	1540 x 608	1540 x 608
		2780 x 992	2780 x 992	2780 x 992	2780 x 992	2780 x 992	2780 x 992	3080 x 608	3080 x 608
		3648 x 640	3648 x 640						

ideal means optimal use of MDF core – custom lengths are also available  
Date 01/2009 – please check the current dimensions on [www.topakustik.com](http://www.topakustik.com)

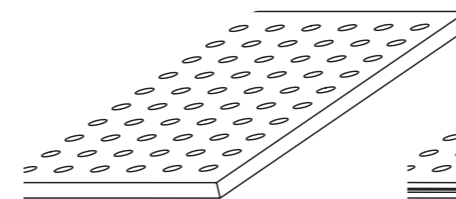
B2/B1/A2 Fire category



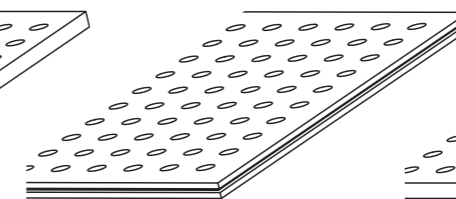
page 18/19

page 20/21

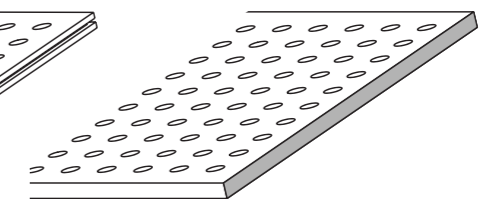
## EDGES



Clean cut



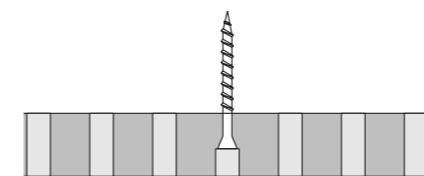
With surrounding groove and tongue



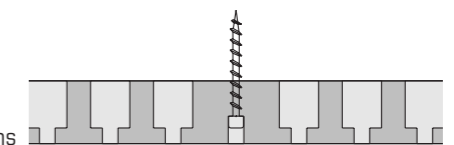
Visible edge

... or according to your specifications

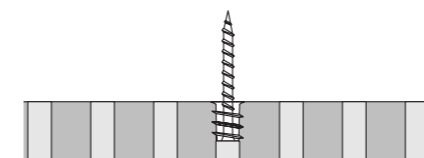
## MOUNTING



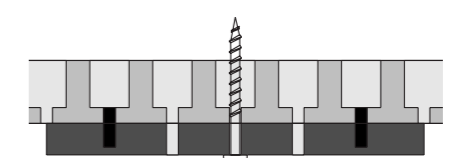
TOPPERFO-M, Ø 6 mm  
Special screws: in half depth «dummy» perforations



TOPPERFO-T, Ø 4 + 5 mm  
Special screws: in half depth «dummy» perforations



TOPPERFO-M, Ø 8 mm  
Using sleeve inserts, screwed



TOPPERFO-T, Ø 3 mm  
Glued assembly with TOPPERFO-Fix



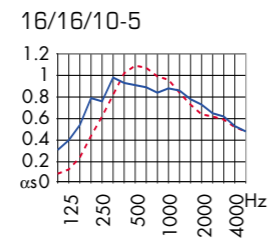
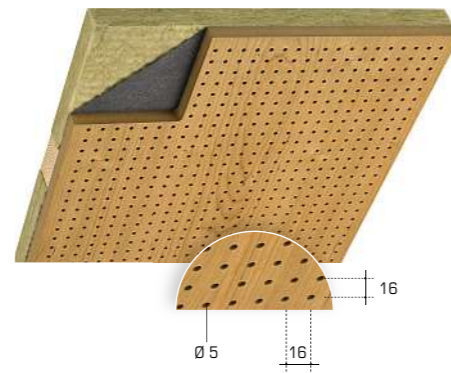
TOP)P)E)R)F)O)® - T

The T-perforation developed and successfully used by n'H Akustik + Design AG has a discreet effect, yet offers appreciable absorption.

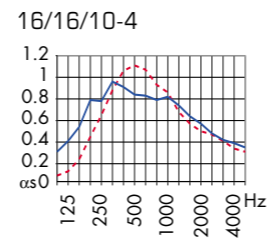
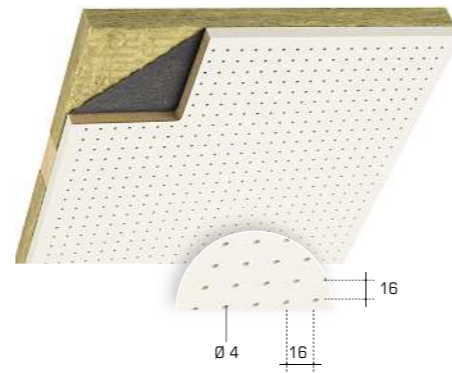
TOPPERFO-T panels are available with perforation bores of  $\varnothing$  2, 3, 4 and 5 mm. Decreasing the diameter of the visible perforations, shifts the absorption maximum to a lower frequency.

See page 29 for dimensions and materials.

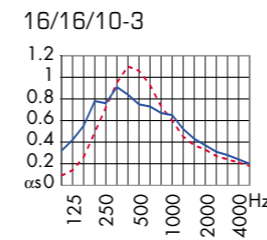
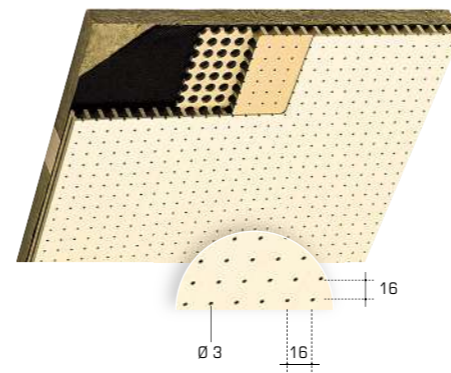
16/16/10-5



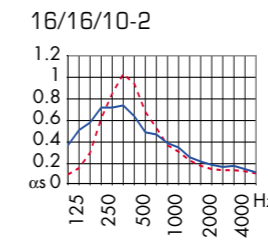
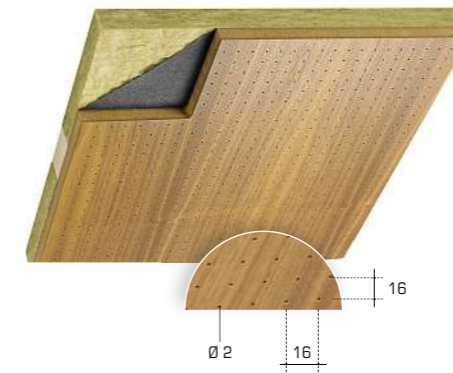
16/16/10-4



16/16/10-3



16/16/10-2



TOTAL THICKNESS  
 ——— 200 MM  
 - - - - 50 MM  
 More information Page 4

$\alpha_w$	Euro	NRC
0,70 L	C	0,82
0,70 M	C	0,83

$\alpha_w$	Euro	NRC
0,55 LM	D	0,75
0,50 LM	D	0,78

$\alpha_w$	Euro	NRC
0,40 LM	D	0,63
0,35 LM	D	0,68

$\alpha_w$	Euro	NRC
0,25 LM	E	0,44
0,25 LM	E	0,50


18 Schulhaus, Satigny 19 Schulhaus Steinmürli, Dietikon 20 Morgan State University, Baltimore USA



18



19



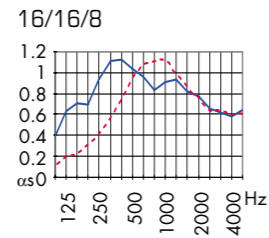

20

TOP)P)E)R)F)O)® -M

TOPPERFO-M are acoustic panels in their conventional form in all materials and surfaces. Perforation-free edges and un-perforated borders for cut-outs are available as a client's choice. Other hole spacings and bore diameters are available upon request.

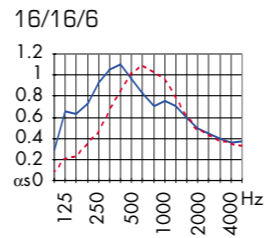

See page 29 for dimensions and materials.

16/16/8



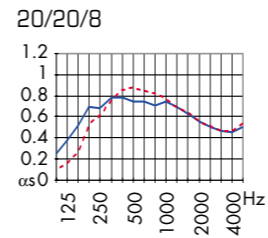
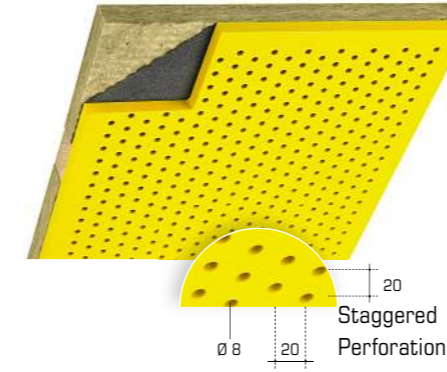
αw	Euro	NRC
0,75 LM	C	0,91
0,70 M	C	0,81

16/16/6



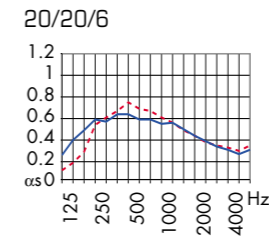
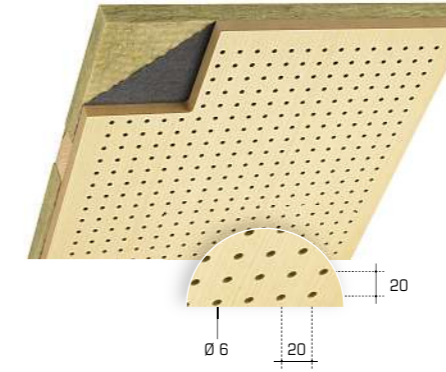
αw	Euro	NRC
0,50 LM	D	0,79
0,50 M	D	0,73

20/20/8



αw	Euro	NRC
0,60 L	C	0,68
0,60 LM	C	0,71

20/20/6




αw	Euro	NRC
0,45 L	D	0,53
0,45 LM	D	0,56

Hole spacings and bore diameters

Offset 8/16/32			
x	y	∅	Open area
32	32	12	11%
16	16	6	12%
16	16	8	19%
16	16	10	31%
16	8	6	22%
16	8	8	39%
10,66	10,66	5	17%
8	8	5	31%
40	40	12	7%
40	20	12	14%
20	20	10	20%
20	20	8	12%
20	20	6	7%
20	10	6	14%

.. and many others!

21 Pädagogische Hochschule, Goldau 22 Schulhaus Cressy 23 Museum IME, Athen GR

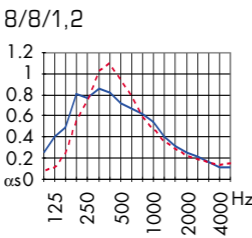
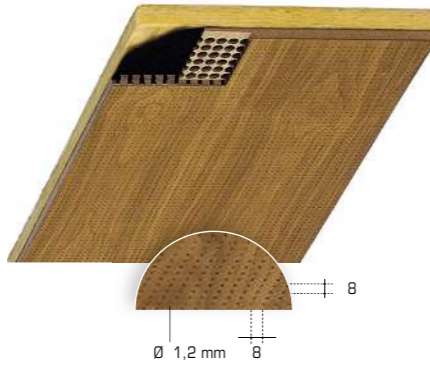


TOP)P)E)R)F)O)®-Clou

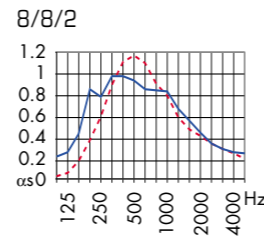
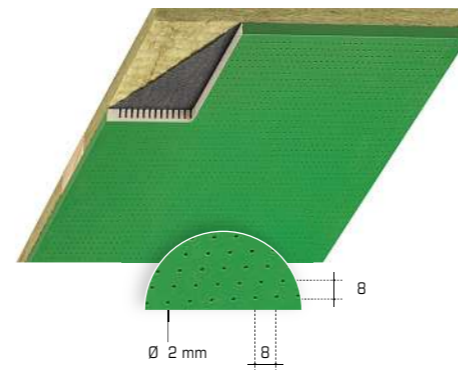
8/8/1,2

The fine Clou perforation in an 8 mm grid with a diameter of only 1.2 mm can hardly be seen at a distance. The wooden texture is therefore completely retained in its natural beauty. TOPPERFO-Clou has excellent acoustic absorption coefficients in the low to middle frequency range. It is therefore ideally suited for lecture rooms and auditoriums where low frequency control is needed.

- Fire category A2 = Ø 2 mm perforation
  - Fire category B1, grooved on the back, 5/3
- See page 29 for dimensions and materials.



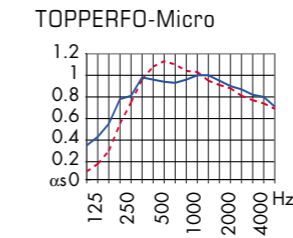
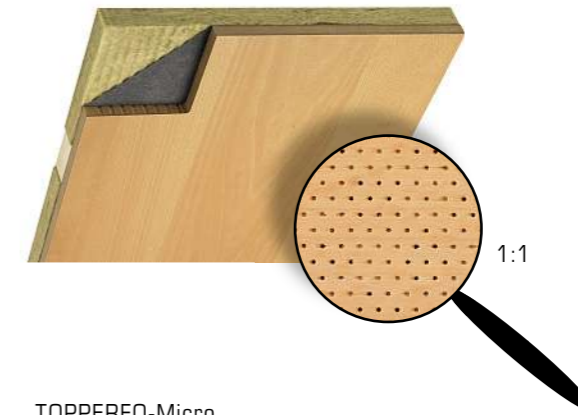
8/8/2



Hole spacings and bore diameters
8 / 8 / 1,2
6,4 / 6,4 / 1,2
5,3 / 5,3 / 1,2
4 / 4 / 1,2
8 / 8 / 1,6
6,4 / 6,4 / 1,6
5,3 / 5,3 / 1,6
8 / 8 / 2

TOP)P)E)R)F)O)®-Micro

The micro-perforation measures just 0.4 mm. With a center-to-center distance of 2 mm, this means 250,000 holes per 1 m<sup>2</sup>. TOPPERFO-Micro has an extremely high absorption capacity across the entire frequency band.



- Natural wood veneer
- Painted
- Collection Micro-K > 150m<sup>2</sup>


	Length	Width
Ideal	2780	630
Ideal	2000	1000
Max.	3500	1300

TOTAL THICKNESS  
 — 200 MM  
 - - - 50 MM  
 More informations Page 4

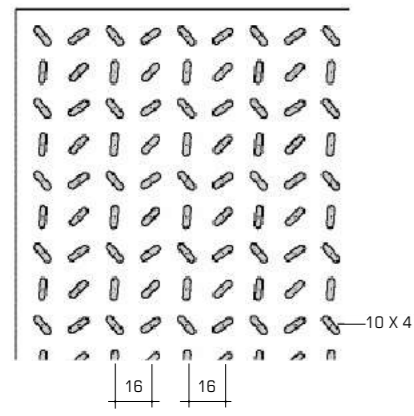
24 Restaurant La Cava, Lungern 25 Kaufleuten, Zürich 26 Landtagsgebäude Liechtenstein




### TOPPERFO-Clock



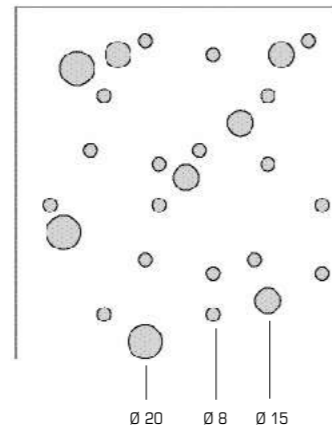
Fine milling




### TOPPERFO-Bubble




Three different holes



### TOPPERFO-Split



Longitudinal slots

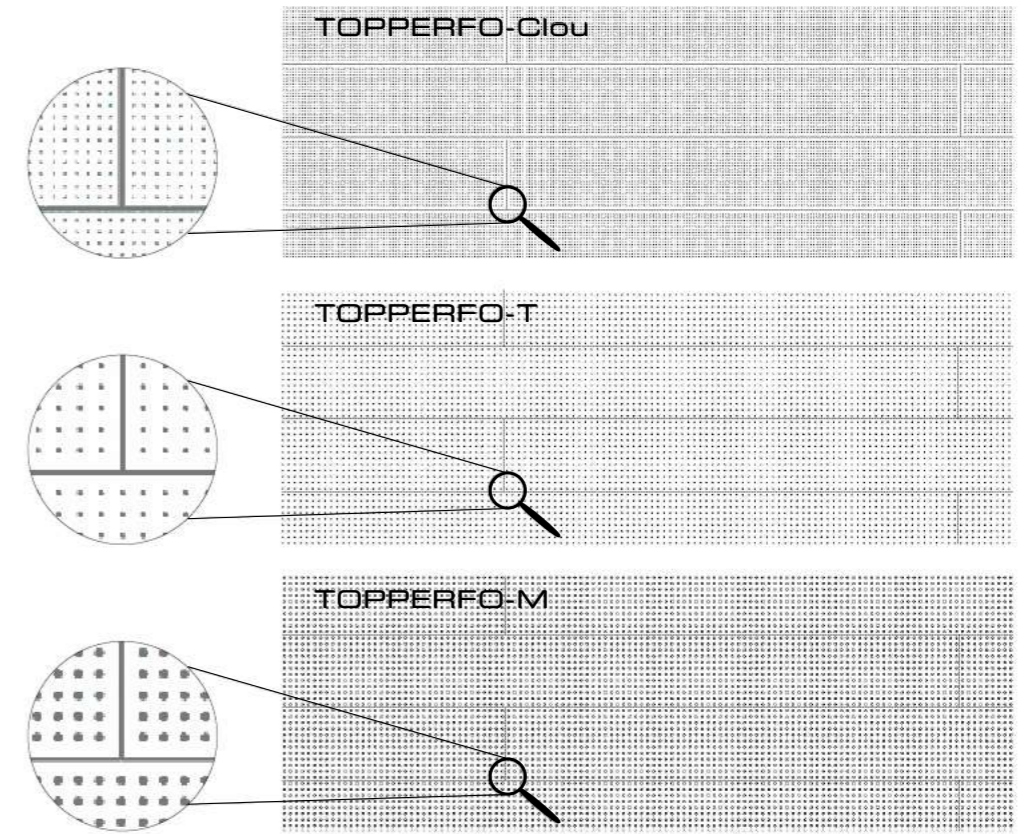


### TOP)P)E)R)F)O)®-Planks

TOPPERFO planks allow a line effect combined with circular perforation. The width of the planks is 192 mm, the length can be chosen as required. All surfaces and fire categories are possible.

**Dimensions:**

Length: max. 4080 mm  
in increments of 16 mm  
Width: 192 mm





27 CIO (Comite intern. Olympique), Lausanne 28 Vacheron Constantin, Genf 29 Hotel Seeburg, Luzern



# SIXTY-SYSTEM

(US = 2x2 GRID PANELS)

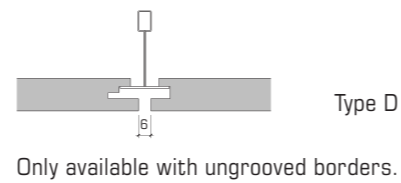
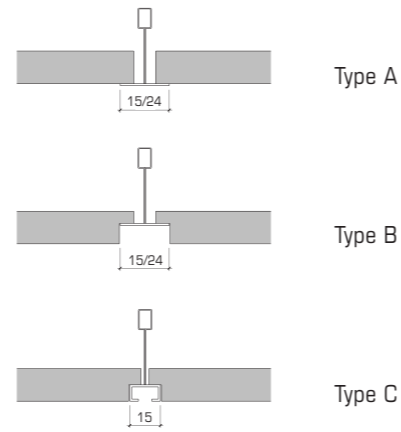
The ceiling system offering maximum choice and extremely easy assembly. Sixty-System 2x2 grid panels fit into all standard T-profiles.



Opening upwards: types A, B and C



Opening downwards: type D



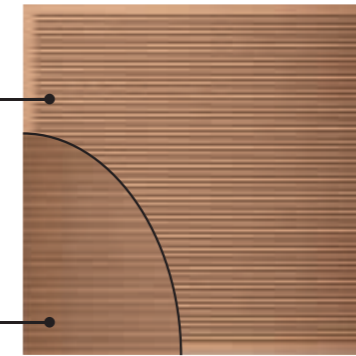
Only available with ungrooved borders.

... a selection (each grooving can be combined with each surface):


## TOPAKUSTIK

Ungrooved border

Grooving without border



9/2 M in beech



14/2 M in maple




29/3 M in walnut


## TOPPERFO



TOPPERFO-Clou painted in green



T- 16/16/10-3 painted in orange



M 16/16/6 painted in grey

30 Hotel Balance, Luzern 31 Restaurant Compas, Vernier

32 Sixty Type 29/3 M, eco Maple 3590 G 33 Sixty Type M, 16/16/6, Beech veneered



30



31



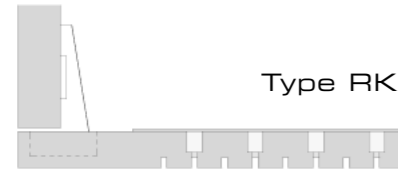
32



33

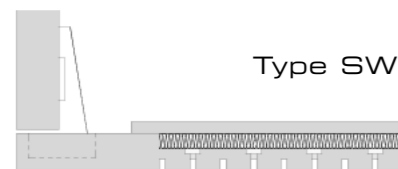
# CABINET FRONTS

Cabinet fronts or rear walls of cabinets can be used as sound absorbers. The following products are most suitable: TOPAKUSTIK 14/2, 9/2, 6/2, TOPPERFO-T and Clou.



Type RK

In conjunction with the fleece attached to the inside (RK 280), the acoustic surface ensures an absorption across the entire frequency band. The fleece developed by n'H is tear-proof and set back from the hinges and handles.



Type SW

For even higher sound absorption, the cabinet doors are constructed as a sandwich with a sound-absorbing insert and with a perforated cover. The perforated cover is also set back by the dimension of the hinges and handles.




Type Duplex

These have invisible, integrated absorptive panels sharing the same absorptive values as the SW model. Duplex is particularly suited to large hinged or sliding doors.

Type	$\alpha_w$	Euro	NRC
9/2 M	0,55	D	0,56
14/2 M	0,60 (H)	C	0,68
16/16/10 -3			
TOPPERFO-Clou	0,33(LM)	D	0,54

Type	$\alpha_w$	Euro	NRC
14/2 M	0,50	D	0,55
16/16/10 -3	0,25 (L)	E	0,27
TOPPERFO-Clou	0,35(L)	D	0,39

Type	$\alpha_w$	Euro	NRC
14/2 M	0,50	D	0,55
16/16/10 -3	0,25 (L)	E	0,27
TOPPERFO-Clou	0,35(L)	D	0,39



Layout possibilities  
Note: limited selection for doors with transverse grooves



### Room dividers:

TOPAKUSTIK and TOPPERFO are also ideal for room dividers, for example open-plan offices or canteens. They are manufactured according to your specifications. They can also be incorporated into acoustic movable wall systems. We will be happy to advise!

34 Gerhard Schubert GmbH, Crailsheim DE 35 SD WORKS, Anvers BE 36 Schulhaus Hofmatt, Oberägeri



## COLLABORATION

We offer far more than innovative products that bring together architectural materials with acoustical performance. Our strength in systems engineering coupled with the excellent craftsmanship of our fabricators allows us to also bridge invention and reality. We offer time tested engineering and installation strategies for the most unique projects. Early design motifs can be quickly adapted into prototyping for feasibility studies, and our design commitment maintains its endurance through the entire project lifecycle to final commissioning. Our goal is to both encourage creativity and meet its demands.



*LVA Klinik, Höhenried-München – Germany*

An elongated entrance hall forms the centre of the modern Rehab Hospital. The Plus3 architects from Regensburg used room height and elliptical shapes as special features for this room. They are panelled in cherry wood – with smooth wood at the bottom and with sound-absorbing planks in the top section.



## FORMED SHAPES



For ceiling clouds, curved walls and other shapes TOPAKUSTIK and TOPPERFO elements can be used for shaped wall and ceiling finishes without significant additional effort. For radii above 10 meters, the standard TOPAKUSTIK planks are assembled on the round sub-construction in a segmented way. For smaller radii, the planks or panels can be made flexible by deeper relief grooving on the rear side. In this way, the panels can simply be adapted to the curved sub-construction.



	Radius	Machining
Planks	> 10 m > 5 m	Assembled in segments Grooved on the back
Panels	> 5 m > 1 m	Grooved on the back Prepared as shapes in the factory

	Radius	Machining
Planks	> 15 m > 8 m	No special machining Grooved on the back
Panels	> 8 m > 1 m	Grooved on the back Prepared as shapes in the factory

37 *Warszaw Universität, Warschau PL* 38 *Europaparlament, Brüssel BE* 39 *Swisscom, Winterthur* 40 *Turnhalle Cressy* 41 *Klinik Püttlingen DE*



## GYMNASIA

Wall and ceiling finishes are subjected to high impacts in gymnasias. TOPAKUSTIK and TOPPERFO finishes, in combination with the subconstruction systems specifically developed for sports venues, fulfil the high requirements with regard to physical impact and room acoustics. Various TOPAKUSTIK and TOPPERFO products have been tested and certified to DIN 18 032 part 3 by the Otto-Graf Institute of Stuttgart University.

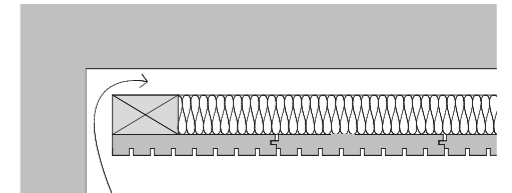
- Certificate 46/32676 Ball-throwing safety TOPAKUSTIK Typ 28/4
- Certificate 46/32677 Ball-throwing safety TOPAKUSTIK Typ 13/3
- Certificate 46/32678 Ball-throwing safety TOPPERFO Typ 16/16/8
- Certificate 46/32679 Impact wall test TOPAKUSTIK and TOPPERFO elements



## SWIMMING POOLS

For acoustic finishes in high humidity rooms, requirements corresponding to the application are to be fulfilled, e.g.:

- Ceilings and walls constructed to local code requirements
- Rear ventilation of wall and ceiling finish
- Use of corrosion-proof subconstruction materials
- Use of specific, moisture-resistant core panels in production
- Use of specific varnishes or impregnations
- Consideration of the (extraordinary) shrinkage and swelling properties of the core panels





## QUALITY IS NEVER A COINCIDENCE

What we do, we do perfectly: to the highest quality for our customers,

with respect for the environment, with products that comply with EN standards

and with world-wide patent protection for our inventions.

EN 13501-1  
FIRE CLASSIFICATION

EN 13964  
SUSPENDED CEILINGS

EN 20354  
SOUND ABSORPTION



73 %  
RENEWABLE  
ENERGY

CH-PATENT  
No 683 112

USA-PATENT  
No 5, 362, 931  
No 5, 422, 446

EU-PATENT  
No 0504629

## REFERENCES:

**Belgium:** Hippodrome Kuurne > Salle Communale Marnach > Ecole Militaire Brussel > Piscine Municipale Etterbeek > Université Louvain la Neuve > Centre administratif Kontich  
**Brazil:** HQ of Stern Jewellery, Rio de Janeiro  
**China:** HQ of Bank of China, Peking > Chinese University of Hongkong > Macao Water Company, Macao > Princess Margaret Hospital > Science Park > ICAC Headquarte at Java Road, North Point  
**Germany:** Landesmesse Stuttgart > BMW-Welt München > Theme Bad Aibling > Württ. Staatstheater Stuttgart > Neubau Kinderklinik Heidelberg I > Herz-Zentrum Bad Krozingen > IBM Deutschland > Roma Forum Burgau > Kulturhalle Hasborn > Brunner Immobilien Rheinau > Mercedes Benz Museum Stuttgart > Porsche Weissach > Fachhochschule Furtwangen > Messe Freiburg/Rothausarena > Landratsamt Groß-Gerau > AUDI AG Ingolstadt > Allianz Arena München > Stadtbibliothek Freising > Bürgerhaus Stadt Hallstadt > Inometa Herford > Müritzeum Waren > Museum Xanten > Elbresidenz Bad Schandau > DSS Lübeck > Domquarree Berlin > BZ Königswusterhausen > Theme Bad Colberg > Speicherblock P Hamburg > Hygiene Museum Dresden > OSZ Berlin > Gatehouse Bremerhaven > Helios Kliniken Berlin Buch > DKV Köln > Herderschule Lüneburg > Kaiserbahnhof Potsdam > Gymnasium Schleswig > Bürogebäude Gänsemarkt > Bergmann-Klinik Potsdam > RZVK Köln > rbb Radios Berlin > AVM Alt Moabit Berlin > Deutsche Bundesbank Berlin  
**Dubai:** Burj Dubai - Sky Lobby > Louis Vuitton Shop, Dubai  
**France:** Hotel de région Alsace, Strassbourg > Mairie de Marseille - salle du conseil > Hotel Le Larvotto Monaco > OCDE Paris > Aéroport de Nice - Tour de contrôle > Médiathèque de Bandol > Philips Suresnes - siège social > Assemblée Nationale Paris > Tour Société Générale - La Défense > PSA Vélizy > Opéra comique Paris > Havas - Suresnes > Lycée Gallieni à Toulouse > Salle 3000 - Cité internationale à Lyon  
**Greece:** National Bank of Greece, Athens > Athens Concert Hall > General Bank > Blue Palace Resort, Crete > Agapi Beach Resort, Crete > Divani Chain Hotels > Citroen & Chrysler, Athens > Allianz Insurance, Athens > Alpha Bank, Athens > Foundation of Greater Hellenism, Athens > University Arsakio, Patra > Porto Elounda Resort, Crete > Hertz Insurance, Athens > National Insurance, Athens  
**United Kingdom:** Brighton Library > Britannia Building Society Headq. > Natural History Museum > London School of Economics > Tate Gallery of Modern Art, London  
**Israel:** KODAK > Microsoft Israel > Hilton Queen of Sheba Hotel > EDGAR Tower > Ayalon Insurance > Electricity Company DMS  
**Italy:** Il sole 24ore sede Milano > Teatro «Cristallo» di Oderzo (Treviso) > Teatro del Museo di Galzignano (Padova) > Teatro di Pordenone > Università di Trento > Liceo Musicale di Varese > Istituto superiore di Polizia, Roma > Auditorium della sede soc. Nice > Hotel in Sandrà (Verona) > Camera di commercio di Gorizia > Uffici sede soc. River (Chilometro Rosso) > Sede di Milano del Credito Emiliano > Centro culturale di Quero (Belluno)  
**Catar:** National Command Center, Doha  
**Cuwait:** HQ of public institution for social security  
**Marocco:** Millénium Conccress Center, Casablanca  
**Netherlands:** Rijksuniversiteit Groningen > MC Donald Huis Groningen > Maison Snoekeblet Nijmegen > Wervelwind Moerinks Boornbergum > Auditorie Zeist > Gare Centrale Amsterdam > Aramis Roosendaal > Marché de gros fleurs Aalsmeer > Openbaar Ministerie Lelystad > Théâtre Agora Lelystad > Las Palmas Rotterdam > Het Grootslag Andijk > HAAN Special Products Schoonhoven > Château De Vanenburg Putten > Lycée Municipal Schiedam  
**Poland:** Bobrowiecka CFP Office, Warszawa > Center of Culture - Stargard Szczecinski > Lotos Office, Gdansk > Center of Culture, Izabelin > Mazowsze, Karolin > Planetarium, Olsztyn > Echo-Investment S.A., Kielce > Center of Culture, Lubliniec > Center of Culture, Warszawa-Grochów > Office SKALSKI S.A., Kraków > N.S.A., Warszawa > Office SYRIUS, Warszawa > NATO -Center Education, Bydgoszcz  
**Portugal:** Museu de Portimao > Escola Secundaria Lisboa  
**Russia:** Gallery «Seasons», Moscow > Auditorium Barvikha, Moscow  
**Switzerland:** IMD, 1007 Lausanne > Philipp Morris, 1007 Lausanne > Nagravision Kudelski, 1033 Cheseaux-sur-Lausanne > Richemont International, 1752 Villars-sur-Glâne > Breitling SA, 2300 La Chaux-de-Fonds > Aflolter Pignons SA, 2735 Malleray > Credit Suisse, 4000 Basel > Schulhaus St. Alban, 4051 Basel > Novartis Pharma AG, 4058 Basel > Gemeindehaus/MZH, 5103 Mörken > Hotel Inhouse, Säntispark, 5646 Abtwil > Audigarage, 6010 Kriens > Doppelturnhalle, 6018 Buttisholz > Schulhaus Oberfeld, 6037 Root > Maxon Motor AG, 6072 Sachseln > Restaurant Schlacht, 6204 Sempach > Sporthalle, 6207 Nottwil > Schulhaus Neuheim, 6274 Eschenbach > Altersheim Mülimatt, 6317 Oberwil > Schulhaus Turmatt, 6370 Stans > Kant. Mittelschule, 6370 Stans > Schulhaus MPS, 6438 Ibach > Palestra e Sala Multiuso, 6514 Sementina > Autoparcheggio Piazza Castello, 6900 Lugano > Camere Mortuarie, 6900 Lugano > Straub Medical AG, 7323 Wangs > Swiss Re, 8001 Zürich > Geschäftshaus Metropol, 8001 Zürich > Techn. Berufsschule, 8005 Zürich > Sihlcity, 8045 Zürich > Altersheim Langgrüt, 8047 Zürich > Turnhalle Altstetterstrasse, 8048 Zürich > Swissôtel, 8050 Zürich > Schulhaus «Im Birch», 8050 Zürich > Staatsarchiv Kanton Zürich, 8057 Zürich > ETH Höggerberg, 8092 Zürich > Spital Bülach, 8180 Bülach > Skyguide Navigationscenter, 8600 Dübendorf > Raiffeisenbank, 8645 Rapperswil Jona > Altersheim Meienberg, 8645 Jona > Pfalzweiler, Regierungsgebäude, 9000 St. Gallen > Abdankungshalle Friedhof Ost, 9000 St. Gallen > OMR, 9435 Heerbrugg > Schulhaus Wiesental, 9450 Altstätten > Raiffeisenbank, 9466 Gennwald  
**Liechtenstein:** Landtagsgebäude, 9490 Vaduz > Schulzentrum Mühleholz, 9490 Vaduz > Schwefel Bar, 9490 Vaduz > Centrumsbank, 9490 Vaduz > Bank Serica, 9490 Vaduz > Musikhaus, 9491 Ruggell > Kloster St. Elisabeth, 9494 Schaan > Bank Frick + Co. AG, 9496 Balzers  
**South Corea:** Kyobo Kangnam Tower, Seoul > Leeum Museum by Samsung Co., Seoul > Seongnam Art Center, Seongnam  
**Spain:** Auditorio Polivalente de Tineo (Asturias) > Auditorio Colegio Balmes (Mollet) > ERC - Sala Pensa (Barcelona) > Casa de América - Anfiteatro Gabriela Mistral (Madrid) > Hotel AGH Tactica (Valencia) > Price Water House - Ed. Caja Madrid (BCN) > Colegio Oficial Veterinarios (BCN) > CSIF (Zaragoza) > CONECTAVOL (Alicante)  
**Czech Republic:** Radio Free Europe, Prag  
**Turkey:** Grand Efes Swissotel, Izmir  
**UAE:** OGD Gaxo, Abu Dhabi > Petrofac HQ Sharjah  
**USA:** Baron Capital > College of the Holy Cross > Analysis Group > Northwest Hospital Center > Alamo Heights High School > Country Day School > Savjani Residence > Microbial Science Building - University of Wisconsin > California State University San Bernardino College of Education > Arc Light Capital Partners > USNA Chauvenet Hall > Northeastern University, Boston (Francis A. and Joan A. Gicca Atrium) > Geppi Entertainment Museum

... and all photos in this brochure

For further references including architects and photographers → [www.topakustik.com](http://www.topakustik.com)

42 KKL, Luzern 43 Perth Concert Hall, Perth UK 44 Mart Museum, Rovereto IT 45 Reichstag, Berlin DE 46 Paul Klee Museum, Bern



## DISTRIBUTION

**BELGIUM**  
Bruynzeel Multipanel N.V.  
BE-8800 Roeselare  
Fon: +32 51 22 35 78  
Email: info@bruynzeel-multipanel.be

**CANADA**  
Coreacoustics  
CA-Vaughan, Ontario L4L 9T7  
Fon: +1 905 850 30 20  
Email: info@coreacoustics.ca

**CHINA / HONG KONG / TAIWAN**  
Andermax (H.K.) Limited  
HK-Hong Kong  
Fon: +852 2520 6568  
Email: mail@andermax.com.hk

**GERMANY**  
North:  
TOPAKUSTIK GmbH  
DE-30938 Burgwedel  
Fon: +49 5139 402 89 80  
Email: info@topakustik.de

South:  
Franz Habisreutinger GmbH&Co.KG  
DE-88250 Weingarten  
Fon: +49 751 4004 0  
akustik@habisreutinger.de

**FRANCE**  
Sarl TOPAKUSTIK  
FR-74500 Publier (Evian)  
Fon: +33 450 75 05 04  
Email: contact@topakustik.fr

**GREECE**  
Quality LTD.  
GR-Ilioupolis – 16345  
Fon: +30 210 976 8768 71  
Email: info@qualitygroup.gr

**ISRAEL**  
Credo Office Systems Ltd.  
IL-Israël 69719  
Fon: +972 3647 44 65  
Email: ronem@credosys.co.il

**ITALY**  
TOPAKUSTIK Italia (Guido G. Lovisolo)  
IT-28053 Castelletto Ticino  
Fon: +39 (335) 694 81 65  
Email: guido.lovisolo@telez.it

**NETHERLANDS**  
Bruynzeel Multipanel  
International B.V.  
NL-1505 HL Zaandam  
Fon: +31 75 65 54 200  
bouw@bruynzeelmultipanel.com

**AUSTRIA**  
Wolfgang Spitzer  
Design- u. Akustiksysteme  
AT-4020 Linz  
Fon: +43 676 951 43 43  
Email: office@design-akustik.at

**POLAND**  
Rematec Spółka. z o.o.  
PL-03-044 Warszawa  
Fon: +48 22 814 16 14  
Email: rematec@rematec.com.pl

**PORTUGAL**  
S.T.I.E.R.  
Sociedade Técnica de Isolamentos e  
Energias Renováveis, Lda.  
PT-2959-909 Pinhal Novo  
Fon: +351 212 388 370  
Email: info@stier-acustica.com

**SAUDI ARABIA**  
SMC Saudi Metal Ceilings  
Mfg.Co., Ltd.  
SA-Jeddah  
Fon: +96 626 376 069  
Email: info@smcco.com

**SPAIN**  
Novo Construc  
ES-08027 Barcelona  
Fon: +34 (93) 351 70 97  
Email: info@novoconstruc.com


**UK**  
Acoustic Products Limited  
167 Tankerton Road  
Whitstable  
CT5 2AR United Kingdom  
Fon: +44 1227 281140  
Email: enquiries@acoustic-products.co.uk

**USA**  
RPG Diffusor Systems, Inc.  
651-C Commerce Dr.  
Upper Marlboro, MD 20774  
Phone: +1 301 249 0044  
Email: info@rpginc.com

**SWITZERLAND  
AND ALL OTHER COUNTRIES**

n'H Akustik + Design AG  
CH-6078 Lungern  
Fon: +41 41 679 70 81  
Email: contact@topakustik.ch

47 Leeum Museum, Seoul KR 48 Alterszentrum Sonnmatt, Luzern / Rear cover photo: Alte Kantonsbibliothek, Luzern



## TOPAKUSTIK-SERVICE

### Basic sample box

Contains 4 samples  
Versions:  
- Standard  
- Easy  
- Fire protection



### Deluxe sample box


(subject to a nominal charge)  
15 different samples  
in 10 wood types



**TOPAKUSTIK installation manual** with sub-constructions, guidelines and tips for the tried and tested TOPAKUSTIK installation systems. For specific installation solutions, please contact our technical department.



### A4 sample from stock:



TOPPERFO	eco		eco					eco				
	white RAL 9010	Beech	Oak	Maple Europ.	Maple US	Birch	Ash	Cherry US	Beech 3589G	Maple 3590G	white 151G	alu 6265
Micro	✓	✓	✓	✓	✓	✓	✓	✓	Collection K			
Clou 8 / 8 / 1.2	✓	✓	✓	✓	✓	✓	✓	✓	✓	✓	✓	✓
Clou 8 / 8 / 2	✓	✓	✓	✓	✓	✓	✓	✓	✓	✓	✓	✓
Clou 4 / 4 / 1.2	✓	✓	✓	✓	✓	✓	✓	✓	✓	✓	✓	✓
T-16 /16 /10-2	✓	✓	✓	✓	✓	✓	✓	✓	✓	✓	✓	✓
T-16 /16 /10-3	✓	✓	✓	✓	✓	✓	✓	✓	✓	✓	✓	✓
T-16 /16 /10-4	✓	✓	✓	✓	✓	✓	✓	✓	✓	✓	✓	✓
T-16 /16 /10-5	✓	✓	✓	✓	✓	✓	✓	✓	✓	✓	✓	✓
M-16 / 16 / 6	✓	✓	✓	✓	✓	✓	✓	✓	✓	✓	✓	✓
M-16 / 16 / 8	✓	✓	✓	✓	✓	✓	✓	✓	✓	✓	✓	✓
M-20 / 20 / 6	✓	✓	✓	✓	✓	✓	✓	✓	✓	✓	✓	✓
M-20 / 20 / 8	✓	✓	✓	✓	✓	✓	✓	✓	✓	✓	✓	✓

TOPAKUSTIK	eco		eco					eco				
	white RAL 9010	Beech	Oak	Maple Europ.	Maple US	Birch	Ash	Cherry US	Beech 3589G	Maple 3590G	white 151G	alu 6265
5/3 M - 12%	✓	✓	✓	✓	✓	✓	✓	✓	✓	✓	✓	✓
6/2 M - 7.5%	✓	✓	✓	✓	✓	✓	✓	✓	✓	✓	✓	✓
9/2 M - 6%	✓	✓	✓	✓	✓	✓	✓	✓	✓	✓	✓	✓
9/2 HR - 6%	✓	✓	✓	✓	✓	✓	✓	✓	✓	✓	✓	✓
13/3 M - 12%	✓	✓	✓	✓	✓	✓	✓	✓	✓	✓	✓	✓
14/2 M - 7%	✓	✓	✓	✓	✓	✓	✓	✓	✓	✓	✓	✓
12/4 M - 15%	✓	✓	✓	✓	✓	✓	✓	✓	✓	✓	✓	✓
28/4 M - 7.5%	✓	✓	✓	✓	✓	✓	✓	✓	✓	✓	✓	✓
29/3 M - 6%	✓	✓	✓	✓	✓	✓	✓	✓	✓	✓	✓	✓
30/2 M - 3.5%	✓	✓	✓	✓	✓	✓	✓	✓	✓	✓	✓	✓
Caro - 15%	✓	✓	✓	✓	✓	✓	✓	✓	✓	✓	✓	✓

... more than 250 different samples available immediately from our stock! Special samples within 2 weeks + shipping (nominal charge)

### VISIT OUR PLANT IN LUNGERN

Our company headquarters and the Production site in Lungern are 30 minutes south of Lucerne, accessible by rail or road.



# MORE INNOVATIVE DESIGNS AT [WWW.TOPAKUSTIK.COM](http://WWW.TOPAKUSTIK.COM)

TOPAKUSTIK®  
IS A BRAND OF:

N'H AKUSTIK + DESIGN AG  
OBSEESTRASSE 11  
6078 LUNGERN  
SCHWEIZ

[CONTACT@TOPAKUSTIK.COM](mailto:CONTACT@TOPAKUSTIK.COM)  
[WWW.TOPAKUSTIK.COM](http://WWW.TOPAKUSTIK.COM)  
T +41 41 679 70 81  
F +41 41 679 70 89



DISTRIBUTED BY: